



**Corporation of the Municipality of South Huron
Agenda - Regular Council Meeting**

**Monday, November 19, 2018, 6:00 p.m.
Council Chambers - Olde Town Hall**

Accessibility of Documents:

Documents are available in alternate formats upon request. If you require an accessible format or communication support, please contact the Clerk's Department at 519-235 -0310 or by email at clerk@southhuron.ca to discuss how best we can meet your needs.

Pages

1. Meeting Called To Order

Welcome & O Canada

2. Public Meeting

Recommendation:

That South Huron Council adjourn at p.m. for the purpose of a Public Meeting pursuant to the Planning Act for a Temporary Zoning By-law amendment.

3. Amendments to the Agenda, as Distributed and Approved by Council

Recommendation:

That South Huron Council approves the Agenda as presented.

4. Disclosure of Pecuniary Interest and the General Nature Thereof

5. Delegations

5.1 Domestic Assault Review Team (DART) Delegation

1

Recommendation:

That South Huron Council receives the delegation as presented from the Huron Domestic Assault Review Team (DART) by Shelley Spencer, Huron County Health Unit.

6. Minutes

6.1	Minutes of the Regular Council Meeting of October 15, 2018	13
-----	--	----

Recommendation:

That South Huron Council adopts the minutes of the Regular Council Meeting of October 15, 2018 as printed and circulated.

7. Councillor Board and Committee Reports

7.1	Draft Minutes of South Huron Police Services Board Committee meeting of October 9, 2018 and September Report	26
7.1.1	Ministry of of Community Safety And Correctional Services - RIDE Allocation 2018/2019	49
7.2	Minutes of Upper Thames River Conservation Authority Board Meeting of September 25, 2018 and 2019 Draft Budget	51
	<u>Upper Thames River Board Minutes of September 25, 2018</u>	
7.3	Minutes of the Community Hub/Recreation Project Steering Advisory Committee of October 9, 2018 and October 23, 2018 and Draft Minutes of November 13, 2018	80
7.4	Minutes of Grand Bend and Area Joint Sewage Board of September 14, 2018 meeting	120
7.5	Draft Minutes of Communities in Bloom Committee meeting of July 4, 2018	123

7.6 Heritage Advisory Committee - Correspondence with Recommendations

125

Recommendation:

That South Huron Council receive the letter from the Heritage Advisory Committee dated November 14, 2018; and

That South Huron Council accept the recommendation of the Heritage Advisory Committee and approve the wording for the SS#1 Fairfield School and the 440 Main Street South (Old Reliable House) historic signs as proposed by the Committee and attached as schedule A to this resolution.

Recommendation:

That the minutes of the following committees and/or boards be received as presented to Council:

- South Huron Police Services Board Draft Minutes of October 9, 2018
- Upper Thames River Conservation Authority Board Meeting Minutes of September 25, 2018
- Community Hub/Recreation Project Steering Advisory Committee Minutes of October 9, 2018 and October 23, 2018 and Draft Minutes of November 13, 2018
- Grand Bend and Area Joint Sewage Board Minutes of September 14, 2018
- South Huron Communities in Bloom Draft Minutes of July 4, 2018

8. Staff Reports

8.1 Planning

8.1.1 S. Smith, Huron County Planner - Oke Deeming Report

128

Recommendation:

That South Huron Council receives the report from S. Smith, Huron County Planner re: Deeming By-law Application for Plan 376 Lots 1098 and 1099, Exeter Ward, Municipality of South Huron.

- 8.1.2 S. Smith, Huron County Planner - South Huron Comprehensive Zoning By-Law and Bill 73 Two Year Moratorium on Zoning By-Law Amendment Applications Report

130

Recommendation:

That South Huron Council recognize and permit amendments made to the South Huron Zoning By-law 69-2018 within the two year period; and

That pursuant to subsection 34(10.0.0.2) of the Planning Act approve that all lands zoned in the Municipality of South Huron Zoning By-law shall not be subject to subsection 34(10.0.0.1) of the Planning Act; and

That this resolution shall apply to Zoning By-law Amendment and Minor Variance applications submitted under the Planning Act.

8.2 Operations and Infrastructure

- 8.2.1 D. Giberson, Director of Operations and Infrastructure - Results of Annual DWQMS Management Review

133

Recommendation:

That South Huron Council receives the report from Don Giberson, ESD Director re: Results of Annual DWQMS Annual Management Review.

- 8.2.2 D. Giberson, Director of Operations and Infrastructure - Mollard Line Culvert Structure #1056 – Replacement Alternatives

139

Recommendation:

That South Huron Council receive the report from Don Giberson, Environmental Services Director Re: Mollard Line Culvert Structure #1056 – Replacement Alternatives.

- 8.2.3 D. Giberson, Director of Operations and Infrastructure - Request for Proposals for Professional Engineering Services for Asset Management Program 142

Recommendation:

That South Huron Council receive the report from Don Giberson, Director of Operations and Infrastructure Re: Request for Proposals for Professional Engineering Services for Asset Management Program; and

That South Huron Council accepts the proposal received from GM Blueplan and authorizes the award of a professional services contract to GM BluePlan for Professional Engineering Services for Asset Management Program at hourly rates provided to an upset limit of \$100,000.

8.3 Financial Services

8.4 Administration

- 8.4.1 R. Anstett, Administrative Assistant - Third Quarter Planning Activity Report July 1 to September 30, 2018 146

Recommendation:

That South Huron Council receives the report from R. Anstett, Administrative Assistant re: Third Quarter Planning Activity from July 1 to September 30, 2018, for information purposes.

- 8.4.2 R. Msuya-Collison, Clerk - Carroll Municipal Drain 2018 – Tender – Change of Contractor 151

Recommendation:

That South Huron Council receive the report from R. Msuya-Collison, re Carroll Municipal Drain Tender 2018 – Change of Contractor; and

That South Huron Council accept the withdrawal of tender from Parker & Parker Ltd, release the \$9,000 tender security back to Parker & Parker and rescind resolution 424-2018; and

That South Huron Council award the tender for construction of the Carroll Municipal Drain 2018 to A.G. Hayter Contracting Ltd. in the amount of \$89,420, plus non-recoverable HST.

9. Deferred Business

10. Notices of Motion

10.1	Notice of Motion	161
------	------------------	-----

Recommendation:
Moved by D. Frayne

Be it resolved that the Municipality of South Huron demand that the MPAC Corporation change their methods of enumerating to include all residents of land lease properties such as town homes, condos, apartments and housing in which the residents do not pay property taxes directly to the Municipality; and

That this resolution be forwarded to AMO, MPAC, Ministry of Municipal Affairs and Housing and County of Huron.

11. Mayor & Councillor Comments and Announcements

12. Communications

12.1	Ministry of Economic Development, Job Creation and Trade - Acknowledgement - Jim Wilson	162
12.2	OPP - Response to Letter re Huron County Detachment	163
12.3	Hydro One - Wood Pole Replacement	164
12.4	Bluewater Recycling Association Board Meeting Highlights of the October 18, 2018 meeting	168
12.5	Huron County Report - AG4 Properties and the Keeping of Livestock	188
12.6	South Huron Hospital 2018 Fall Rummage Sale Report - 2018 Community Grant	191
12.7	Jones Bridge Project Construction Schedule	192
12.8	Exeter Saddle Club - Thank you	193
12.9	Huron County Health Unit - Certificate of Recognition	194

12.10 Township of McKellar - Resolution - AMO Governance Models

195

Recommendation:

That South Huron Council receive communication items not otherwise dealt with.

13. Closed Session14. Report From Closed Session15. By-Laws

15.1 By-Law No. 85-2018 - Animal Control Tribunal

197

Recommendation:

That the South Huron Council gives first, second and third and final reading to By-Law #85-2018, being a by-law to establish the Rules of Procedure and appoint the members of the Animal Control Tribunal for the Municipality of South Huron.

15.2 By-Law No. 86-2018 - Appoint Fire Prevention Officers Elston And Herbert

216

Recommendation:

That the South Huron Council gives first, second and third and final reading to By-Law #86-2018, being a By-law to appoint Fire Prevention Officers for the purposes of delivering Fire Safety and Fire Inspection Services within the Municipality of South Huron.

15.3 By-Law No. 87-2018 - Amend Land Transfer Agreement - Residential Hospice (Bean) (13-2017)

217

Recommendation:

That the South Huron Council gives first, second and third and final reading to By-Law #87-2018, being a By-law to amend By-Law #13-2017, being a by-law to authorize entering into a Land Transfer Agreement with Margaret Ellen Bean for the provision of a Residential Hospice in South Huron.

- 15.4 By-Law No. 88-2018 - Establish Driveway Residential Hospice (Jessica's House) 224
- Recommendation:**
That the South Huron Council gives first, second and third and final reading to By-Law #88-2018 being a by-law to authorize entering into a Licence Agreement between the Corporation of the Municipality of South Huron and South Huron Hospital Foundation to facilitate access to and from 70778 London Road and the provision of services to the lands/premises in South Huron.
- 15.5 By-Law No. 89-2018 - Rating By-law (Veri) 231
- Recommendation:**
That the South Huron Council gives first, second and third and final reading to By-Law #89-2018 being a by-law imposing special annual drainage rates upon land in respect of which money is borrowed under the Tile Drainage Act.
- 15.6 By-Law No. 90-2018 - To collect actual costs for the Allen Municipal Drain 2018 233
- Recommendation:**
That the South Huron Council gives first, second and third and final reading to By-Law #90-2018, being a By-law to amend By-Law #26-2018 to provide for collection of actual costs for construction of the Allen Municipal Drain 2018.
- 15.7 By-Law No. 91-2018 - To collect actual costs for the Ford-Neeb Municipal Drain 2018 235
- Recommendation:**
That the South Huron Council gives first, second and third and final reading to By-Law #91-2018, being a By-law to provide for collection of actual costs for construction of the Ford Neeb Municipal Drain 2018.
- 15.8 By-Law No. 92-2018 - To collect actual costs for the Khiva Municipal Drain 2018 237
- Recommendation:**
That the South Huron Council gives first, second and third and final reading to By-Law #92-2018, being a By-law to amend By-Law #28-2018 to provide for collection of actual costs for construction of the Khiva Municipal Drain 2018.

- 15.9 By-Law No. 93-2018 - To collect actual costs for the Neil Municipal Drain 2018 239

Recommendation:

That the South Huron Council gives first, second and third and final reading to By-Law #93-2018, being a By-law to amend By-Law # 60-2018 to provide for collection of actual costs for construction of the Neil Municipal Drain 2018.

- 15.10 By-Law No. 94-2018 - Oke Deeming by-Law 241

Recommendation:

That the South Huron Council gives first, second and third and final reading to By-Law #94-2018, being a by-law to authorize the deeming of lands located at Plan 376 Lots 1098 and 1099, Exeter Ward, Municipality of South Huron.

- 15.11 By-Law No. 95-2018 - Hulshof Food Bank Zoning By-Law (Exeter) 243

Recommendation:

That the South Huron Council gives first, second and third and final reading to By-Law #95-2018 to amend By-Law #030-1978, via Zoning By-law Amendment Application #Z16-18 Plan 376, Lot 88, PT Lot 87, Exeter Ward, Municipality of South Huron to permit the temporary use of a Food Bank.

- 15.12 By-Law No. 96-2018 - Hulshof Food Bank Zoning By-Law (Comprehensive) 248

Recommendation:

That the South Huron Council gives first, second and third and final reading to By-Law #96-2018 to amend By-Law #69-2018, Zoning By-law for the Municipality of South Huron, via Zoning By-law Amendment Application #Z16-18, for the lands known as Plan 376, Lot 88, PT Lot 87, Exeter Ward, Municipality of South Huron to permit the temporary use of a Food Bank.

16. Confirming By-Law

- 16.1 By-Law No. 97-2018 – Confirming By-Law 253

Recommendation:

That the South Huron Council gives first, second and third and final reading to By-Law #97-2018, being a by-law to confirm matters addressed at the November 19, 2018 Council meeting.

17. Adjournment

Recommendation:

That South Huron Council hereby adjourns at _____ p.m., to meet again on December 3, 2018 at 7:00 p.m. or at the Call of the Chair.

Huron Domestic Assault Review Team

REQUEST:

THAT THE MUNICIPALITIES IN
HURON COUNTY MARK THE
NATIONAL DAY OF
REMEMBRANCE AND ACTION
ON VIOLENCE AGAINST
WOMEN – **DECEMBER 6, 2018**

Huron Domestic Assault Review Team (DART)

- ▶ We are a community-based, cross-sector committee which works together to improve community response to victims of domestic violence.
- ▶ Agencies represented at Huron DART:

Huron Perth Children's Aid Society
Canadian Mental Health Assoc
Huron County Health Unit
Huron O.P.P.
Victim Services
Huron Women's Shelter
Huron Perth Centre

Crown Attorney's Office
Rural Response for Healthy Children
Probation Office
Alexandra & Marine General Hospital
Victim Witness Assistance Program
Choices for Change
One Care

Huron Domestic Assault Review Team (DART)

- ▶ We aim to strengthen linkages among agencies and service providers, and enhance inter-agency cooperation, collaboration, coordination and integration.
- ▶ We provide training and educational sessions on how to live a life free from violence (training of service providers, community members and students)
- ▶ DART's work supports the ultimate goal of a place where all women and children are able to live healthy lives, free from violence.

National Day of Remembrance and Action on Violence Against Women

- ▶ December 6 is the National Day of Remembrance and Action on Violence against Women in Canada.
- ▶ Established in 1991 by the Parliament of Canada, this day marks the anniversary of the murders in 1989 of 14 young women at l'École Polytechnique de Montréal.
- ▶ They died because they were women.
- ▶ It is a day of remembrance and a time to take action.

National Day of Remembrance and Action on Violence Against Women

- ▶ It is a day:
 - ▶ of commemoration of the 14 young women who were murdered.
 - ▶ to reflect on the phenomenon of violence against women in our society.
 - ▶ to consider the women and girls for whom violence is a daily reality, and to remember those who have died as a result of gender-based violence.
 - ▶ for communities to consider concrete actions to eliminate all forms of violence against women and girls.

December 6, 2018 – Huron County

▶ **10:00 a.m.**

- ▶ Outdoor Ceremony at Courthouse Park
- ▶ Song by The Glee Choir
- ▶ Remarks by Warden
- ▶ Naming of the 14 Women Spoken Aloud
- ▶ Song by The Glee Choir
- ▶ Remarks by Mayor of Goderich
- ▶ Remarks by Huron DART
- ▶ Song by The Glee Choir

▶ **7:00 p.m.**

- ▶ Huron County Museum Theater
- ▶ Remarks by Huron DART
- ▶ Documentary Screening

December 6, 2018 – Approved by County Council

1. **Lower flags to half mast** on December 6th to acknowledge the National Day of Remembrance.
2. The **Warden** (or their designate) will speak at the 10 am ceremony.
3. **14 red roses** with the names of each woman who was killed be displayed inside the Courthouse on December 6th. Huron DART will pay for and make arrangements for delivery and pick up of roses.

All Councillors and County staff are invited to attend the ceremony and join us at the documentary screening in the evening at the Museum.

December 6 is a day the National Flag of Canada is half masted

The Flag will be Half-masted on all federal buildings and establishments in Canada, including the Peace Tower, from sunrise to sunset on the following days:

- ▶ April 28, Day of Mourning for Persons Killed or Injured in the Workplace (Workers' Mourning Day);
- ▶ June 23, National Day of Remembrance for Victims of Terrorism;
- ▶ Second Sunday in September, Firefighters' National Memorial Day,
- ▶ Last Sunday in September, Police and Peace Officers' National Memorial Day,
- ▶ November 11, Remembrance Day,
- ▶ **December 6, National Day of Remembrance and Action on Violence Against Women.**

Request of Municipalities in Huron County

- ▶ That the flags be lowered to half mast on December 6th to acknowledge the National Day of Remembrance.
- ▶ If the Municipality would like to mark December 6 in other ways, DART would be pleased to assist in the planning. Contact Garry Atkinson by email at <dart@huronwomensshelter.com>

Request is Part of DART's approach to 16 Days of Activism

- ▶ From 25 November, the International Day for the Elimination of Violence against Women, to 10 December, Human Rights Day, the 16 Days of Activism against Gender-Based Violence Campaign is a time to galvanize action to end violence against women and girls around the world.
- ▶ The international campaign originated in 1991.
- ▶ Supported by the United Nations

Request is Part of DART's approach to 16 Days of Activism in Huron County

- ▶ **15 Banners in the County** – 4 Libraries (Goderich, Exeter, Clinton, Wingham) and 10 municipal offices (ACW, Bluewater, Central Huron, Goderich, Howick, Huron East, Morris-Turnberry, North Huron, South Huron) and Huron County office in Goderich.
- ▶ **WHITE RIBBONS**
 - ▶ White Ribbon is the world's largest movement of men and boys working to end violence against women and girls. Formed in 1991, the White Ribbon Campaign asks men and boys to wear white ribbons as a sign of their ***pledge to never commit, condone or remain silent about violence against women and girls.***
- ▶ **POSTERS**
- ▶ **RADIO CAMPAIGN**

We all have a role to play in ending violence against women

- ▶ “... discrimination against women violates the principles of equality of rights and respect for human dignity, is an obstacle to the participation of women, on equal terms with men, in the political, social, economic and cultural life of their countries, hampers the growth of the prosperity of society and the family and makes more difficult the full development of the potentialities of women in the service of their countries and of humanity,”

Preamble to the UN Convention on the Elimination of All Forms of Discrimination Against Women



Corporation of the Municipality of South Huron

Minutes for the Regular Council Meeting

Monday, October 15, 2018, 6:00 p.m.

Council Chambers - Olde Town Hall

Members Present: Maureen Cole - Mayor
Dave Frayne - Deputy Mayor
Tom Tomes - Councillor - Ward 1
Marissa Vaughan - Councillor - Ward 1
Wayne DeLuca - Councillor - Ward 2
Craig Hebert - Councillor - Ward 2
Ted Oke - Councillor - Ward 3

Staff Present: Dan Best, Chief Administrative Officer/Deputy Clerk
Sandy Becker, Director of Financial Services
Don Giberson, Director of Operations and Infrastructure
Dwayne McNab, Chief Building Official
Rebekah Msuya-Collison, Clerk

1. Meeting Called To Order

Mayor Cole called the meeting to order at 6:00 p.m.

2. Public Meeting

3. Amendments to the Agenda, as Distributed and Approved by Council

Addition of 9.1 - Deferred Business

Addition of 12.3 and 12.6 - Communications

Item 8.4.7 - Staff Report moved to 5.1

Motion: 468-2018

Moved: D. Frayne

Seconded: M. Vaughan

That South Huron Council approves the Agenda as amended.

Disposition: Carried

4. Disclosure of Pecuniary Interest and the General Nature Thereof

None.

5. Delegations

5.1 Dashwood Men's Club - Presentation to Council

Tom Hayter spoke on behalf of the Dashwood Men's Club members present, Matt Runge Rick Bedard, Chuck Ford and Mike Tieman. Mr. Hayter provided a review of the club's origins and charitable activities and the Club presented South Huron with a cheque for \$30,000 for the Dashwood Community Centre washroom renovation project.

Mayor Cole accepted the cheque on behalf of Council and thanked the Club for their commitment to the project and South Huron.

Motion: 469-2018

Moved: C. Hebert

Seconded: T. Tomes

That South Huron Council receives the delegation as presented from the Dashwood Men's Club.

Disposition: Carried

5.2 D. Best, Chief Administrative Officer/Deputy Clerk - Dashwood Community Centre RFP Results

Motion: 470-2018

Moved: M. Vaughan

Seconded: T. Tomes

That the memo of D. Best, Chief Administrative Officer dated October 15, 2018 regarding the Dashwood Community Centre project RFP results be received; and

That Brannon Construction be awarded the project to design and construct the washroom renovations at the Dashwood Community Centre for the price of \$107,300 plus HST.

Disposition: Carried

5.3 Drainage Act - Meeting to Consider the Engineer's Report

5.3.1 Morrissey, Fleming - Morrissey - Regan Municipal Drains 2018

The Clerk outlined the purpose of this meeting which was to discuss the technical aspects of the Morrissey, Fleming - Morrissey, Regan Municipal Drain 2018. William Dietrich, P. Eng, presented a summary of the report to Council and reviewed the scope of the report.

There were no questions from owners. Council asked Mr. Dietrich about pipe size and depth of the Regan Drain open ditch and whether the improvements would allow for future needs, changing standards and farming practices.

No withdrawals or additions were given to the Clerk by petitioners or benefiting owners.

Mayor Cole thanked Mr. Dietrich for the presentation.

Motion: 471-2018

Moved: T. Oke

Seconded: W. DeLuca

That South Huron Council receives the delegation as prepared and presented by Mr. W. J. Dietrich, P.Eng.

Disposition: Carried

6. Minutes

6.1 Minutes of the Regular Council Meeting of October 1, 2018

Motion: 472-2018

Moved: D. Frayne

Seconded: M. Vaughan

That South Huron Council adopts the minutes of the Regular Council Meeting of October 1, 2018, as printed and circulated.

Disposition: Carried

7. Councillor Board and Committee Reports

7.1 Lake Huron Primary Water Supply System Joint Board of Management - Meeting of October 4, 2018

7.1.1 2019 Operating and Capital Budget

7.2 Grand Bend Area Joint Sewage Board Operations - Proposed 2019 Budget

Motion: 473-2018

Moved: M. Vaughan

Seconded: C. Hebert

That the minutes and reports of the following committees and/or boards be received as presented to Council:

- **Lake Huron Primary Water Supply System Joint Board of Management meeting agenda of October 4, 2018 including 2019 Operating and Capital Budget; and**
- **Grand Bend Area Joint Sewage Board Operations - Proposed 2019 Budget.**

Disposition: Carried

8. Staff Reports

8.1 Planning

8.2 Operations and Infrastructure

8.2.1 D. Giberson, Director of Operations and Infrastructure - Tender Results for the Supply of Winter Sand

Motion: 474-2018

Moved: C. Hebert

Seconded: T. Oke

That South Huron Council receive the report from D. Giberson, Director of Operations and Infrastructure re: Tender Results for the Supply of Winter Sand; and

That South Huron Council accept the tender received from the low bidder N.C. Jones & Sons and authorize the award of a contract for Supply of Winter Sand in the amount of \$35,002.88 (including HST).

Disposition: Carried

8.2.2 D. Giberson, Director of Operations and Infrastructure - Tender Results for the Supply of a Utility Tractor, Snow Blade, Snow Blower and Roadside Mower Attachments.

Motion: 475-2018

Moved: W. DeLuca

Seconded: T. Oke

That South Huron Council receive the report from D. Giberson, Director of Operations and Infrastructure re: Tender Results for the Supply of a Utility Tractor, Snow Blade, Snow Blower and Roadside Mower Attachments; and

That South Huron Council accept the tender received from the low bidder Huron Tractor Ltd and authorize the award of a contract for Supply of a Utility Tractor, Snow Blade, Snow Blower and Roadside Mower Attachments in the amount of \$115,300 (including applicable HST).

Disposition: Carried

8.3 Financial Services

8.3.1 S. Becker, Director of Financial Services - 2018 Council Expenses as of September 30, 2018

Motion: 476-2018

Moved: T. Oke

Seconded: C. Hebert

That South Huron Council receives the report from S. Becker, Director of Financial Services/Treasurer re: 2018 Council Expenses as of September 30, 2018

Disposition: Carried

8.3.2 S. Becker, Director of Financial Services - 2018 Third Quarter Operating Variance Report

Motion: 477-2018

Moved: D. Frayne

Seconded: T. Tomes

That South Huron Council receive the report from S. Becker, Director of Financial Services/Treasurer re: 2018 Third Quarter Operating Variance Report for information only.

Disposition: Carried**8.3.3 S. Becker, Director of Financial Services - 2018 Capital Progress Report – September**

S. Becker, Director of Financial Services advised that a report will be brought forward in December concerning any projects to be carried forward.

D. Giberson, Director of Operations and Infrastructure answered questions on the Mollard Line road surface restoration.

Motion: 478-2018

Moved: W. DeLuca

Seconded: C. Hebert

That South Huron Council receives the report from S. Becker, Director of Financial Services re: 2018 Capital Progress Report – September completed as of September 30, 2018 for information only.

Disposition: Carried**8.3.4 S. Becker, Director of Financial Services - Annual Investment Report**

Motion: 479-2018

Moved: M. Vaughan

Seconded: C. Hebert

That South Huron Council receives the report from S. Becker, Director of Financial Services/Treasurer re: Annual Investment Report as information only.

Disposition: Carried**8.4 Administration****8.4.1 D. McNab, Development Services Manager/CBO - Q3 July to September Building Activity Report and 2018 Year to Date Building Activity Report**

D. McNab, Chief Building Official advised that the amount for septic permits is not \$383,200 as noted in the report and will be amended.

Motion: 480-2018

Moved: T. Oke

Seconded: T. Tomes

That South Huron Council receives the reports from D. McNab, Development Services Manager/CBO re: Q3 July to September Building Activity Report and 2018 Year to Date Building Activity Report, as amended.

Disposition: Carried

- 8.4.2 R. Msuya-Collison, Clerk - Application for Tile Drain Loan Provisional Approval

Motion: 481-2018

Moved: D. Frayne

Seconded: M. Vaughan

That South Huron Council receives the report from R. Msuya-Collison, Clerk re: Application for Tile Drain Loan; and

That South Huron Council provisionally approves a Tile Drain Loan in the amount of \$50,000 for Concession 3 Part Lot 13, Stephen Ward, Municipality of South Huron.

Disposition: Carried

- 8.4.3 R. Msuya-Collison, Clerk - Brock Miller Branch A Municipal Drain - Section 78 - Request for Drainage Improvement

Motion: 482-2018

Moved: W. DeLuca

Seconded: T. Tomes

That South Huron Council receives the report from R. Msuya-Collison, Clerk re: Requests for Drain Improvement under Section 78 of the Drainage Act; and

That South Huron Council hereby appoints William J. Dietrich, P. Eng., from Dietrich Engineering Ltd. as the Municipal Drainage Engineer to prepare a report for Drain Improvement.

Disposition: Carried**8.4.4 R. Msuya-Collison, Clerk - Request for Service, Complaints and By-Law Summary**

Council discussed the report and a service complaint that that was itemized as a policy decision. CAO D. Best advised that as a policy decision Council decides as part of asset management, budget and service delivery reviews.

Motion: 483-2018

Moved: T. Oke

Seconded: C. Hebert

That South Huron Council receives the report from R. Msuya-Collison, Clerk re: Request for Service, Complaints and By-Law Summary, for information.

Disposition: Carried**8.4.5 R. Msuya-Collison, Clerk - Appoint Members to Court of Revision for Morrissey, Fleming-Morrissey and Regan Municipal Drains 2018**

Motion: 484-2018

Moved: C. Hebert

Seconded: D. Frayne

That South Huron Council receives the report from R. Msuya-Collison, Clerk re: Appoint Members to Court of Revision for Morrissey, Fleming-Morrissey and Regan Municipal Drains 2018; and

That South Huron Council hereby appoints the following members Councillor Tomes and Dave Frayne to the Court of Revision for above Municipal Drains to be held on November 19, 2018 at 5:00 p.m., prior to the regularly scheduled Council meeting; and

That Councillor Tomes be appointed Chair.

Disposition: Carried

- 8.4.6 R. Msuya-Collison, Clerk - South Huron Animal Control Tribunal Rules of Procedure and Terms of Reference.

Motion: 485-2018

Moved: C. Hebert

Seconded: T. Oke

That South Huron Council receives the report of R. Msuya-Collison, Clerk re: Proposed South Huron Animal Control Tribunal Rules of Procedure and Terms of Reference; and

That Council approve the South Huron Animal Control Tribunal Rules of Procedure and Terms of Reference, as presented; and

That the necessary by-law be forwarded to Council for the required three readings.

Disposition: Carried

9. Deferred Business

- 9.1 Letter re Motion 461-2018 - OPP Detachment Move to Clinton and Impacts to South Huron Satellite Office

10. Notices of Motion

11. Mayor & Councillor Comments and Announcements

Mayor Cole spoke of her trip to Vietnam and of the difference in infrastructure between countries. She commented that she would like to see an HR Policy on Cannabis and asked whether there may be collaborative opportunities with all of Huron County. Council briefly discussed the policy and noted that the CAO can make amendments to HR policy as needed until a policy is in place.

Mayor Cole mentioned a letter from Jim Wilson, Minister of Economic Development, Job Creation and Trade to be added to communications and placed in the November 5, 2018 agenda.

Deputy Mayor Frayne advised that he would like more time to review the LeisurePlan International report received by the Project Steering Committee.

He advised that the Ausable Bayfield Conservation Authority proposed 2019 budget increases are mostly due to changes in farm valuations. He said that the Jones Bridge project is scheduled to be completed by December.

Councillor Hebert noted the South Huron Business and Community Excellence Awards Gala is being held on Thursday, October 18, 2018 and that there are a few new categories.

Mayor Cole provided an update on the Health Unit amalgamation and advised that information will be coming to municipalities.

Councillor Tomes spoke to his concerns regarding the Huron Park schedule of the South Huron Parking By-Law 78-2018. He asked when Council would receive a follow up report from the George Guetter delegation.

Councillor DeLuca commented that Stratford Council has reviewed their insurance coverage and their new carrier allows community groups to buy into insurance at a substantially lower cost.

Councillor Tomes asked whether Council will be looking at wages for upcoming council as regulations have changed. Council discussed that there was no direction given earlier and it is not possible for this Council now as they are in a lame duck position.

12. Communications

12.1 FCM - Scholarships for Young Women

Council directed the Clerk to forward correspondence to Avon Maitland District School Board and Huron-Perth Catholic District School Board.

12.2 Ministry of Community Safety and Correctional Services - Information on Fire Regulations

12.3 OMAFRA Parliamentary Assistant R. Pettapiece - AMO Conference Delegation

12.4 OPP - Update of Remaining 2018 Court Security and Prisoner Transportation Grant allotment

12.5 Municipality of Bluewater - C67-18 Tuckey Farms Limited

12.6 Castlevale Developments Inc. - Announcement re Development

12.7 Thames Road Elimville Community Park - Request - Community Partnership Agreement -

Council directed CAO, D. Best to bring back a staff report and draft MOU template.

12.8 Exeter Legion - Request for Road Closure for Remembrance Day Parade

Motion: 486-2018

Moved: D. Frayne

Seconded: C. Hebert

That South Huron Council hereby approve the temporary closure of roads for the route of the annual Legion Remembrance Day Parade to be held on Sunday November 11, 2018 beginning at 9:45 a.m. at the Legion, proceeding to the Cenotaph then to the Trivitt Memorial Church following the Cenotaph Ceremony; and

That a wreath be purchased for the cenotaph ceremony at a cost of \$50.00; and

That the Annual Exeter Legion Remembrance Day Parade is deemed and designated as an event of municipal significance.

Disposition: Carried

Amendment:

Motion: 487-2018

Moved: D. Frayne

Seconded: C. Hebert

That South Huron Council amend resolution 486-2018 to add the following clause to the end of the resolution:

"and That the Annual Exeter Legion Remembrance Day Parade is deemed and designated as an event of municipal significance."

Disposition: Carried

Motion: 488-2018

Moved: M. Vaughan

Seconded: T. Oke

That South Huron Council purchase a wreath for the cenotaph ceremony held by the Grand Bend Legion.

Disposition: Defeated

12.9 Township of Montague - Resolution - AMO Request for Consultation

12.10 Township of Amaranth- Resolution - Commercial Water Bottling Facilities

Motion: 489-2018

Moved: T. Oke

Seconded: C. Hebert

That South Huron Council receive communication items not otherwise dealt with.

Disposition: Carried

13. Closed Session

14. Report From Closed Session

15. By-Laws

15.1 By-Law No. 83-2018 - Morrissey, Fleming Morrissey, Regan Municipal Drains 2018

Motion: 490-2018

Moved: W. DeLuca

Seconded: T. Tomes

That the South Huron Council gives first and second reading to By-Law #83-2018, being a by-law to provide for the Morrissey, Fleming Morrissey and Regan Municipal Drains 2018 in the Municipality of South Huron.

Disposition: Carried

16. Confirming By-Law

16.1 By-Law No. 84-2018 – Confirming By-Law

Motion: 491-2018

Moved: C. Hebert

Seconded: T. Oke

That the South Huron Council gives first, second and third and final reading to By-Law #84-2018, being a by-law to confirm matters addressed at the October 15, 2018 Council meeting.

Disposition: Carried

17. Adjournment

Motion: 492-2018

Moved: D. Frayne

Seconded: C. Hebert

That South Huron Council hereby adjourns at 7:58 p.m., to meet again on November 5, 2018 at 6:00 p.m. or at the Call of the Chair.

Disposition: Carried

Maureen Cole, Mayor

Rebekah Msuya-Collison, Clerk



SOUTH HURON POLICE SERVICES BOARD

South Huron Municipal Office – Verity Room
Tuesday, October 9, 2018 – 4:05 pm

Members Present

Chair	Jim Dietrich
Member	Mark Hartman
OPP	Acting Detachment Commander Dean Croker
Clerk	Rebekah Msuya-Collison
Administrative Assistant	Rachel Anstett
Regrets	Maureen Cole, Jo-Anne Fields

1. Call to Order & Welcome

- Chair, Jim Dietrich welcomed the members to the meeting and thanked them for their commitment to policing in South Huron.

2. Conflict of Interest and General Nature Thereof

- No Conflict of Interest declared

3. Changes/Additions to the Agenda

- There are no changes/additions to the Agenda

4. Approval of the Agenda

Motion – 33/10/18

Moved by: Mark Hartman

Seconded by: Jim Dietrich

“THAT the Agenda be approved as circulated.”

Disposition: Carried

5. Approval of the Minutes

Motion – 34/10/18

Moved by: Mark Hartman

Seconded by: Jim Dietrich

“THAT the minutes of September 11, 2018 meeting be approved as circulated.”

Disposition: Carried

6. Business arising from the Minutes

- No business arising from the Minutes

7. O.P.P. Report

- Acting Detachment Commander Dean Croker provided the Crime and Traffic report stats for the month of September 2018
- Detailed reports were distributed prior to the meeting for review and to allow for effective discussion at the Board meeting
- Provided an overview of violent crime, property crime, drug crime, as well as the clearance rates
- Four sexual assaults were recorded, the fifth recorded assault was a clerical error (was in another county) – 2 have been charged and 2 (historic) are currently being investigated.
 - o Assaults are down 3% year to date
 - o Sexual assaults are up year to date
- Property Crimes are all down year to date and in the month of September.
- Possession charges are down year to date – detachment are preparing for the legalization of marijuana going into effect on October 17th 2018.
- Reviewed the Calls for Service Billing Summary Report for September as circulated
- Reviewed and discussed press releases
- OPP are looking into ways that criminal checks can be submitted online.
- Mark Hartman asked Acting Detachment Commander Dean Croker for clarification of the definitions between break and enter versus mischief:
 - o **Break and enter** – intent to enter and make a theft
 - o **Mischief** – damage to a property
- Chair Jim Dietrich noted that the year to date bill summary was higher than last year.
 - o Acting Detachment Commander Dean Croker will review the yearly numbers – mentioned that 2018 has been busier than 2017 which would result in a higher billing summary.

- Chair Jim Dietrich thanked Acting Detachment Commander Dean Croker for presenting the report.

Motion – 35/10/18

Moved by: Mark Hartman

Seconded by: Jim Dietrich

“THAT the O.P.P. Report be received as presented.”

Disposition: Carried

8. Correspondence

- Annual billing Webinar – October 17th, 2018
 - o Mayor Cole has confirmed her attendance and Acting Detachment Commander Dean Croker will pass Webinar presentation to board members who are unable to attend.

9. New Business

- OAPSB Zone 5 Meeting on September 18, 2018 was hosted by the Waterloo Police Service and Board Secretary J. Fields will advise details for December meeting.

10. Unfinished Business

- Discussion on community representative position and term of Council and noted that member appointed by resolution of Council may continue to sit after the expiry of his or her office until the appointment of his or her successor and is eligible for reappointment
- Discussion that Board should review Procedural By-law in the next term of Council

11. Date of Next Meeting

- Next regular meeting will be held at the South Huron Municipal Office on Tuesday, November 20th 2018 at 4:05 pm or sooner at the call of the Chair.

12. Adjournment

Motion – 36/10/18

Moved by: Mark Hartman

Seconded by: Jim Dietrich

“THAT the meeting be adjourned at 4:40pm.”

Disposition: Carried

Chair – J. Dietrich

Recording Secretary – R. Msuya-Collison

Date

DRAFT

SOUTH HURON POLICE SERVICES BOARD REPORT



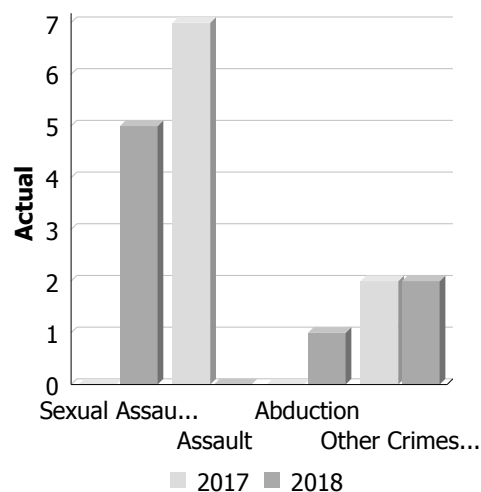
SEPTEMBER 2018

Inspector Jason Younan – Detachment Commander

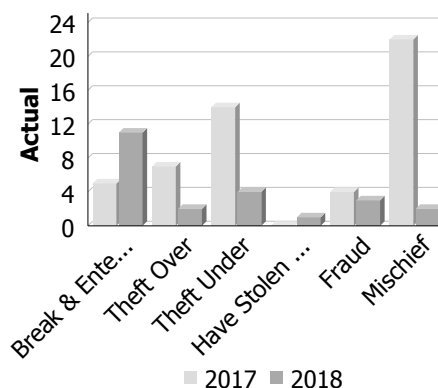
Police Services Board Report for South Huron
Records Management System
September - 2018

Violent Crime

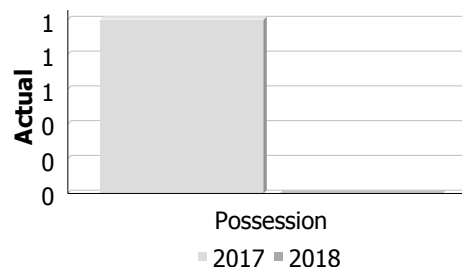
Actual	September			Year to Date - September		
	2017	2018	% Change	2017	2018	% Change
Murder	0	0	--	0	0	--
Other Offences Causing Death	0	0	--	0	0	--
Attempted Murder	0	0	--	0	0	--
Sexual Assault	0	5	--	7	14	100.0%
Assault	7	0	-100.0%	29	28	-3.4%
Abduction	0	1	--	0	1	--
Robbery	0	0	--	0	2	--
Other Crimes Against a Person	2	2	0.0%	6	14	133.3%
Total	9	8	-11.1%	42	59	40.5%


Property Crime

Actual	September			Year to Date - September		
	2017	2018	% Change	2017	2018	% Change
Arson	0	0	--	0	0	--
Break & Enter	5	11	120.0%	44	51	15.9%
Theft Over	7	2	-71.4%	26	20	-23.1%
Theft Under	14	4	-71.4%	107	107	0.0%
Have Stolen Goods	0	1	--	5	4	-20.0%
Fraud	4	3	-25.0%	34	22	-35.3%
Mischief	22	2	-90.9%	69	45	-34.8%
Total	52	23	-55.8%	285	249	-12.6%


Drug Crime

Actual	September			Year to Date - September		
	2017	2018	% Change	2017	2018	% Change
Possession	1	0	-100.0%	5	4	-20.0%
Trafficking	0	0	--	1	0	-100.0%
Importation and Production	0	0	--	0	1	--
Total	1	0	-100.0%	6	5	-16.7%


Detachment: 6G - HURON

Location code(s): 6G10 - EXETER

Area code(s): 6119 - Municipality of South Huron

Data source date: 2018/10/06

Report Generated by: Sinko, David

Sinko, David

Report Generated on:

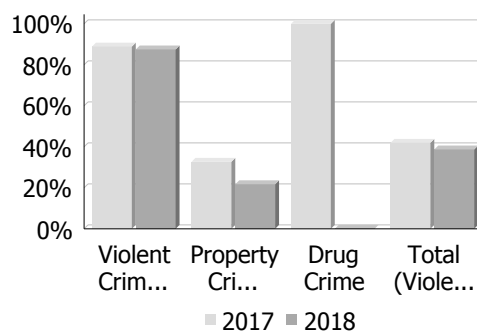
Oct 9, 2018 9:35:57 AM

PP-CSC-Operational Planning-4300

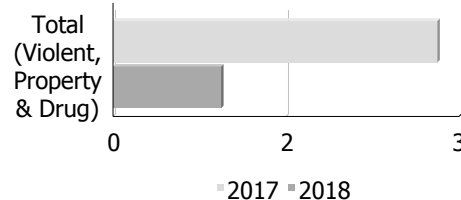
Police Services Board Report for South Huron
Records Management System
September - 2018

Clearance Rate

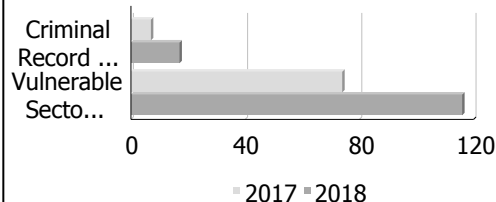
Clearance Rate	September			Year to Date - September		
	2017	2018	Difference	2017	2018	Difference
Violent Crime	88.9%	87.5%	-1.4%	88.1%	94.9%	6.8%
Property Crime	32.7%	21.7%	-11.0%	20.7%	9.2%	-11.5%
Drug Crime	100.0%	--	--	83.3%	80.0%	-3.3%
Total (Violent, Property & Drug)	41.9%	38.7%	-3.2%	31.0%	28.1%	-2.8%

**Unfounded**

Unfounded	September			Year to Date - September		
	2017	2018	% Change	2017	2018	% Change
Total (Violent, Property & Drug)	3	1	-66.7%	53	51	-3.8%

**Criminal Record and Vulnerable Sector Screening Checks**

Actual	September			Year to Date - September		
	2017	2018	% Change	2017	2018	% Change
Criminal Record Checks	7	17	142.9%	103	153	48.5%
Vulnerable Sector Screening Checks	74	116	56.8%	518	680	31.3%



Data contained within this report is dynamic in nature and numbers will change over time as the Ontario Provincial Police continue to investigate and solve crime.

Data Utilized

- Major Crimes
- Niche RMS All Offence Level Business Intelligence Cube

Detachment: 6G - HURON

Location code(s): 6G10 - EXETER

Area code(s): 6119 - Municipality of South Huron

Data source date:

2018/10/06

Report Generated by:

Sinko, David

Report Generated on:

Oct 9, 2018 9:35:57 AM

PP-CSC-Operational Planning-4300

SOUTH HURON PSB REPORT – TRAFFIC STATISTICS

Offence	September 2017	September 2018	% Change
Traffic Hazard	12	8	-33.33
Traffic Enforcement	3	3	0
Traffic Complaint	32	21	-34.37
RIDE	9	1	-88.89
Other CC Drive	0	2	200
MVC Reportable	9	7	-22.22
MVC Non-Report.	4	3	-25
Impaired/Over 80	0	1	100
Fail To Remain	1	0	-100
Dangerous Operation	0	0	0
Total UCR Violations	63	36	-42.86

SOUTH HURON PSB REPORT – MEDIA RELEASES

POLICE CHARGE FOUR INDIVIDUALS WITH CHILD PORNOGRAPHY AND LURING OFFENCES

(ORILLIA, ON) - Members of the Ontario Provincial Police (OPP) Child Sexual Exploitation Unit executed five unrelated search warrants between September 11 and 13, 2018 in various areas of the province. These warrants were carried out jointly with the OPP Digital Forensics Unit, Wellington County OPP, Huron County OPP and Collingwood OPP detachments.

As a result of the search warrants, four individuals were charged with a total of 18 criminal charges being laid.

The exploitation of children on the internet remains a growing concern for the OPP and the public is reminded that, "Every photograph is sexual abuse of a real child. It is not just a photo. Every time that photo is seen on the internet, the child is victimized again." -Inspector Tina Chalk, Manager, Counter Exploitation and Missing Persons Section

A summary of the investigations, involved persons and charges laid are as follows:

On September 11, 2018, police executed a search warrant at a residence in the Town of Elora. As a result of the investigation, Joseph James DOWNEY, 43 years-of-age of Elora was charged with two counts of Making Available and three counts of Possession of Child Pornography.

On September 12, 2018, police executed a search warrant at a residence in the Town of Exeter. As a result of the investigation, Philip CORBOY, 61 years of age from Exeter was charged with one count of Making Available and two counts of Possession of Pornography.

On September 12, 2018, police arrested and charged a 17 year old male youth from Clinton, Ontario with four counts of luring a person under 16 years of age, one count of sending sexually explicit material to a person under 16 years of age, one count of indecent exposure to a person under 16 years of age and one count of failing to comply with a youth court sentence or disposition. In addition, a search warrant was executed at a residence in Town of Clinton in relation to this investigation.

On September 13, 2018 police executed a search warrant at a residence in the Town of Collingwood. As a result of this investigation, police arrested and charged Michael James COLE, 25-years-old, of Collingwood with one count of Making Available and two counts of Possession of Child Pornography.

A fifth search warrant was executed on September 11, 2018, however the investigation into this matter is ongoing and details will be updated if charges are laid in relation to the matter.

The OPP will continue to work tirelessly to fight against the sexual abuse of children.

Any member of the public wishing to report instances of child sexual abuse on the internet is encouraged to do so by calling your local police service, the OPP at 1-888-310-1122 or by navigating to the Canadian Centre for Child Protection website to report it through cybertip.ca.

The investigation is continuing.

IMPAIRED BY DRUG CHARGE LAID - EXETER

(SOUTH HURON, ON) - Huron County Ontario Provincial Police (OPP) has charged a 60-year-old South Huron resident with Impaired Operation by a Drug following a traffic stop that took place in Exeter this past weekend.

At around 11:37 a.m. on Sunday, September 16, 2018 Huron OPP members received information about a car that was travelling northbound on London Road (Highway 4) heading into Exeter in an erratic manner. Within a few minutes police had the suspect vehicle stopped at the north end of Exeter and were speaking with the driver.

Upon speaking with the male driver the investigating officer had reason to believe the driver was impaired by a drug, thus the driver was placed under arrest and transported to the Lucan OPP Detachment for a Drug Recognition Evaluation (DRE). The driver submitted to the DRE's evaluation and the driver was deemed to be impaired by a drug.

Brian VICKERS, 60 years of age from South Huron has been charged with Impaired Operation by a Drug. His licence has been suspended for an automatic 90 days and his vehicle has been impounded for seven days.

KUBOTA TRACTORS STOLEN - EXETER

(SOUTH HURON, ON) - Huron County Ontario Provincial Police (OPP) is seeking tips from the public in relation to some recent thefts of Kubota tractors that have been stolen in South Huron.

The first reported incident took place overnight on September 9, 2018 at a business located on Kirkton Road just east of Exeter. A Kubota L3010 tractor, a Kubota RTV utility vehicle and a Stihl backpack style leaf blower were all stolen from a maintenance shed located on the property. The following day the stolen Kubotas were recovered in a parking lot in Exeter however the leaf blower remains outstanding.

The next incident took place in Exeter on Huron Street East sometime overnight on September 18, 2018. A thief attended the property and stole an orange 2016 Kubota tractor, model BX2670 valued at \$15,000. The tractor had been parked near the residence garage.

That same night in Exeter a second Kubota tractor was stolen from an Abbey Lane residence. A dollar value has yet to be determined for this stolen tractor.

THIEF TARGETS ATM

(SOUTH HURON, ON) - Huron County Ontario Provincial Police (OPP) including members from the Huron-Perth Community Street Crimes Unit (CSCU) are currently investigating a break, enter and theft of cash that took place in Exeter last week.

On Monday, September 17, 2018 at 4:16 a.m. Huron OPP members responded to the South Huron Recreation Centre located on Victoria Street East after a key holder to the building reported someone had broken into the building.

Investigators have since determined a lone male suspect forced entry into the building and proceeded to smash his way into an ATM that was contained inside the building. After gaining access to the ATM the thief departed the building with an undetermined amount of cash.

Any person with information regarding this incident should immediately contact Huron OPP at 1-888-310-1122 or (519) 524-8314.

Should you wish to remain anonymous, you may call Crime Stoppers at 1-800-222-TIPS (8477), where you may be eligible to receive a cash reward of up to \$2,000.

OPP Conduct Fall Seat Belt Campaign (September 26 - October 5, 2018)

(ORILLIA, ON) - The Ontario Provincial Police (OPP) has investigated 34 road fatalities so far this year in which the victims were reportedly not wearing a seat belt. There were 30 such deaths at this time last year (2017), with lack of occupant restraint being linked to 49 deaths by the end of the year.

As the OPP gears up for its Fall Seat Belt Campaign, drivers and passengers are being reminded that air bags do not replace seat belts and are designed to work with seat belts, not instead of them. When a frontal collision launches vehicle occupants toward the steering wheel, dashboard or windshield - even at low speeds, without a seat belt the outcome can be catastrophic even if the air bag deploys.

"Regardless of technological advances in vehicle safety, a seat belt remains your first line of defence and your best chance of surviving a collision. While air bags are a second line of defence, they will not restrain you. Only your seat belt can hold you in place. Whether you are a driver or passenger, don't let anyone in a vehicle be without their seat belt properly fastened." - Deputy Commissioner Brad Blair, Provincial Commander, Traffic Safety and Operational Support.

During the campaign, the OPP will be highly visible throughout the province as they conduct education and enforcement initiatives aimed at getting people to buckle up and stay safe.

DID YOU KNOW?

While 93 per cent of Canadians buckle up, the seven per cent who do not account for almost 40 per cent of fatalities in vehicle collisions (Transport Canada).

SHOULD'VE HAD A FRONT PLATE

(SOUTH HURON, ON) - A Sarnia resident has been charged with a number of criminal offences following a traffic stop that took place in Exeter over the weekend.

At approximately 2:20 p.m. on Sunday, September 23, 2018 a Huron County Ontario Provincial Police (OPP) officer observed a pickup truck travelling on Thames Road without a front licence plate. Upon stopping the suspect vehicle the investigating officer spoke with the male driver.

The driver initially provided a false name to the investigating officer and also failed to provide a valid insurance card for the pickup. Upon further investigation the driver provided his actual

name and it was determined the male was driving with a suspended driver's licence. The driver was subsequently placed under arrest and searched. The search revealed the driver was in possession of a small quantity of marihuana.

As a result, Brandon WESTFALL, 34 years of age, from Sarnia has been charged with the following offences:

- Personation with Intent to Avoid Arrest
- Driving While Disqualified
- Possession of a Schedule II Substance - Cannabis Marihuana
- Driving While Under Suspension
- Fail to Have Insurance Card
- Drive Motor Vehicle Fail to Display Two Plates

He has since been released from custody. His motor vehicle was also impounded for 45 days under the Vehicle Impoundment Program (VIP).

NEIGHBOURS LOOKING OUT FOR NEIGHBOURS

(SOUTH HURON, ON) - Huron County Ontario Provincial Police (OPP) have arrested and charged a 40-year-old with a number of criminal offences in connection with a break and enter that took place early yesterday morning in Huron Park.

On September 25, 2018 at 1:51 a.m. officers attended an Algonquin Drive residence after receiving a call from a witness that reported hearing a lot noise in a residence that was supposed to be vacant.

Upon arrival police spotted a male suspect inside the home. Upon clearing the residence the male had departed however he was found hiding in the woods nearby. He was placed under arrest and taken into custody. The male then tried to obstruct officers by providing a false name. Upon further investigation officers were able to positively identify the male suspect.

Andrew MCCALLUM, 40 years of age, from London has been charged with the following offences:

- Break & Enter
- Personation with Intent to Avoid Arrest
- Obstruct Peace Officer
- Fail to Comply with Undertaking

JOHN DEERE SKID STEER STOLEN

(SOUTH HURON, ON) - Huron County Ontario Provincial Police (OPP) along with the Huron-Perth Community Street Crimes Unit (CSCU) are currently investigating the theft of a \$60,000 skid steer stolen from an Exeter business.

On September 18, 2018 Huron OPP members commenced an investigation into the theft of a 2014 John Deere skid steer that was stolen from a business located on Thames Road West in Exeter.

Police were informed the skid steer was parked in the yard around 4:30 p.m. on September 12th and when the operator returned to work on September 18th he noticed the machine was missing. Upon checking with other employees it was quickly determined the skid steer had in fact been stolen.

The yellow 2014 John Deere skid steer is a 328E model valued at approximately \$60,000. This particular machine has two stainless steel after-market side mirrors.

Any person with information regarding this incident should immediately contact Huron OPP at 1-888-310-1122 or (519) 524-8314.

Should you wish to remain anonymous, you may call Crime Stoppers at 1-800-222-TIPS (8477), where you may be eligible to receive a cash reward of up to \$2,000.

WEST REGION CONSTABLE INFO SESSION - HURON COUNTY

(HURON COUNTY, ON) - The Ontario Provincial Police (OPP) Uniform Recruitment Unit is hiring frontline Police Constables. OPP West Region Uniform Recruitment Unit together with the support of Huron County OPP are hosting an OPP Constable Information Session located at the Huron County Health Unit, 77722B London Road (Highway 4), Clinton, Ontario on October 25, 2018 from 5:00 p.m. until 7:00 p.m.

OPP Constable INFO Sessions provide participants the opportunity to gain knowledge, insight and helpful advice relating to the OPP Uniform Recruitment process. Hosted by West Region Uniform Recruiters, the session includes an overview of the minimum requirements to apply, as well as the expectations of interested applicants. This presentation will benefit those who want to learn more about the OPP Uniform Recruitment process to ensure that they are at their competitive best before they apply.

Details of the event and how to register can be found at: <https://www.eventbrite.com/e/opp-constable-info-session-huron-county-oct-25-2018-tickets-50862943433>

Follow us on Social Media:

-

In addition to OPP Constable Information Sessions, connect with the OPP Uniform Recruitment Unit on Facebook, Twitter, Instagram, and Snapchat! We host a variety of virtual outreach events, including:

- OPP Virtual Ride-alongs with frontline OPP officers
- Contests and challenges to help you prepare for a career with the OPP!

For further inquiries, please email uniformrecruitment@opp.ca or call 1-877-OPP-HIRE.



Calls For Service (CFS) Billing Summary Report

Municipality of South Huron September - 2018

Billing Categories (Billing categories below do not match traditional crime groupings)		2018				2017			
		September	Year to Date	Time Standard	Year To Date Weighted Hours	September	Year to Date	Time Standard	Year To Date Weighted Hours
Violent Criminal Code	Sexual Assault	3	12	15.1	181.2	1	8	15.1	120.8
	Sexual Interference	2	5	15.1	75.5	0	1	15.1	15.1
	Invitation to Sexual Touching	0	1	15.1	15.1	0	0		0.0
	Assault With Weapon or Causing Bodily Harm-Level 2	0	3	15.1	45.3	2	11	15.1	166.1
	Assault-Level 1	0	32	15.1	483.2	5	24	15.1	362.4
	Forcible confinement	1	1	15.1	15.1	0	0		0.0
	Robbery -Master code	0	1	15.1	15.1	0	0		0.0
	Robbery - Other	0	1	15.1	15.1	0	0		0.0
	Criminal Harassment	0	6	15.1	90.6	1	14	15.1	211.4
	Criminal Harassment - Offender Unknown	0	1	15.1	15.1	0	0		0.0
	Indecent/Harassing Communications	0	2	15.1	30.2	0	1	15.1	15.1
	Utter Threats to Person	3	20	15.1	302.0	3	17	15.1	256.7
	Total	9	85	15.1	1,283.5	12	76	15.1	1,147.6
Property Crime Violations	Break & Enter	11	53	7.6	402.8	4	44	7.6	334.4
	Unlawful in a dwelling house	0	0		0.0	0	1	7.6	7.6
	Break & Enter - Firearms	0	0		0.0	1	3	7.6	22.8
	Theft Over - Farm Equipment	0	0		0.0	1	1	7.6	7.6
	Theft Over - Construction Site	0	0		0.0	0	1	7.6	7.6
	Theft Over - Building	0	1	7.6	7.6	0	0		0.0
	Theft Over - Trailers	0	0		0.0	0	1	7.6	7.6
	Theft Over - Other Theft	0	0		0.0	1	4	7.6	30.4
	Theft of - Mail	0	1	7.6	7.6	0	2	7.6	15.2
	Theft of Motor Vehicle	0	7	7.6	53.2	0	1	7.6	7.6
	Theft of - Automobile	0	6	7.6	45.6	1	3	7.6	22.8
	Theft of - Trucks	0	1	7.6	7.6	1	6	7.6	45.6
	Theft of - Motorcycles	0	0		0.0	1	3	7.6	22.8
	Theft of - All Terrain Vehicles	0	3	7.6	22.8	2	3	7.6	22.8
	Theft of - Farm Vehicles	0	0		0.0	0	1	7.6	7.6



Calls For Service (CFS) Billing Summary Report

Municipality of South Huron September - 2018

Billing Categories (Billing categories below do not match traditional crime groupings)		2018				2017			
		September	Year to Date	Time Standard	Year To Date Weighted Hours	September	Year to Date	Time Standard	Year To Date Weighted Hours
Property Crime Violations	Theft of - Construction Vehicles	2	2	7.6	15.2	0	1	7.6	7.6
	Theft Under -master code	0	7	7.6	53.2	0	4	7.6	30.4
	Theft under - Farm Equipment	1	1	7.6	7.6	0	1	7.6	7.6
	Theft Under - Construction Site	0	0		0.0	1	1	7.6	7.6
	Theft under - Bicycles	0	11	7.6	83.6	1	11	7.6	83.6
	Theft under - Building	0	1	7.6	7.6	1	4	7.6	30.4
	Theft under - Persons	0	3	7.6	22.8	1	1	7.6	7.6
	Theft under - Trailers	1	1	7.6	7.6	0	0		0.0
	Theft under - Other Theft	1	26	7.6	197.6	2	26	7.6	197.6
	Theft Under - Gasoline Drive-off	0	8	7.6	60.8	0	6	7.6	45.6
	Theft FROM Motor Vehicle Under \$5,000	1	53	7.6	402.8	7	45	7.6	342.0
	Theft Under \$5,000 [SHOPLIFTING]	0	3	7.6	22.8	1	11	7.6	83.6
	Possession of Stolen Goods over \$5,000	0	2	7.6	15.2	0	1	7.6	7.6
	Possession of Stolen Goods under \$5,000	1	2	7.6	15.2	0	4	7.6	30.4
	Fraud -Master code	0	1	7.6	7.6	0	2	7.6	15.2
	Fraud - Steal/Forge/Poss./ Use Credit Card	0	2	7.6	15.2	0	2	7.6	15.2
	Fraud - False Pretence <= \$5,000	0	1	7.6	7.6	0	1	7.6	7.6
	Fraud - Forgery & Uttering	0	0		0.0	0	4	7.6	30.4
	Fraud -Money/ property/security > \$5,000	0	1	7.6	7.6	1	7	7.6	53.2
	Fraud -Money/ property/security <= \$5,000	1	14	7.6	106.4	0	10	7.6	76.0
	Fraud - Other	1	7	7.6	53.2	2	12	7.6	91.2
	Personation with Intent (fraud)	1	2	7.6	15.2	0	1	7.6	7.6
	Fraud - False Pretence > \$5,000	0	1	7.6	7.6	0	0		0.0
	Identity Fraud	0	0		0.0	1	1	7.6	7.6



Calls For Service (CFS) Billing Summary Report

Municipality of South Huron September - 2018

Billing Categories (Billing categories below do not match traditional crime groupings)		2018				2017			
		September	Year to Date	Time Standard	Year To Date Weighted Hours	September	Year to Date	Time Standard	Year To Date Weighted Hours
Property Crime Violations	Mischief - master code	2	45	7.6	342.0	22	66	7.6	501.6
	Mischief [Graffiti - Non Gang Related]	0	1	7.6	7.6	0	2	7.6	15.2
	Interfere with lawful use, enjoyment of property	0	1	7.6	7.6	0	2	7.6	15.2
	Property Damage	0	1	7.6	7.6	0	2	7.6	15.2
	Total	23	269	7.6	2,044.4	52	302	7.6	2,295.2
Other Criminal Code Violations (Excluding traffic)	Offensive Weapons-Explosives	0	1	7.6	7.6	0	0		0.0
	Offensive Weapons-Possession of Weapons	0	0		0.0	0	1	7.6	7.6
	Offensive Weapons-Other Offensive Weapons	0	0		0.0	0	1	7.6	7.6
	Offensive Weapons-Other Weapons Offences	1	1	7.6	7.6	0	0		0.0
	Bail Violations - Fail To Comply	1	13	7.6	98.8	2	13	7.6	98.8
	Bail Violations - Fail To Appear	0	3	7.6	22.8	0	0		0.0
	Bail Violations - Appearance Notice	0	0		0.0	0	3	7.6	22.8
	Bail Violations - Others	0	1	7.6	7.6	0	0		0.0
	Bail Violations - Disobey Summons	0	0		0.0	0	1	7.6	7.6
	Bail Violations - Recognizance	0	1	7.6	7.6	0	1	7.6	7.6
	Possession Of Counterfeit Money	0	0		0.0	0	1	7.6	7.6
	Uttering Counterfeit Money	0	0		0.0	0	2	7.6	15.2
	Counterfeit Money - Others	0	2	7.6	15.2	0	5	7.6	38.0
	Disturb the Peace	0	7	7.6	53.2	1	5	7.6	38.0
	Indecent acts - Master code	0	0		0.0	0	1	7.6	7.6
	Indecent acts - exposure to person under 14	0	0		0.0	0	1	7.6	7.6
	Child Pornography - Master code	0	0		0.0	1	1	7.6	7.6
	Child Pornography - Making or distributing	0	1	7.6	7.6	0	1	7.6	7.6
	Public Morals	0	0		0.0	0	2	7.6	15.2



Calls For Service (CFS) Billing Summary Report

Municipality of South Huron September - 2018

Billing Categories (Billing categories below do not match traditional crime groupings)		2018				2017			
		September	Year to Date	Time Standard	Year To Date Weighted Hours	September	Year to Date	Time Standard	Year To Date Weighted Hours
Other Criminal Code Violations (Excluding traffic)	Obstruct Public Peace Officer	0	1	7.6	7.6	0	1	7.6	7.6
	Trespass at Night	0	0		0.0	1	4	7.6	30.4
	Fail to Attend Court	0	4	7.6	30.4	0	1	7.6	7.6
	Breach of Probation	0	12	7.6	91.2	4	22	7.6	167.2
	Offensive Weapons- Careless use of firearms	0	1	7.6	7.6	1	1	7.6	7.6
	Public mischief - mislead peace officer	0	0		0.0	1	1	7.6	7.6
	Common nuisance	0	0		0.0	0	1	7.6	7.6
	Libel - Defamatory	0	0		0.0	0	1	7.6	7.6
	Total	2	48	7.6	364.8	11	71	7.6	539.6
Drug Possession	Possession Other Controlled Drugs and Substance Act	0	0		0.0	0	3	6.2	18.6
	Possession Cannabis	0	3	6.2	18.6	0	1	6.2	6.2
	Possession - Methamphetamine (Crystal Meth)	0	2	6.2	12.4	1	2	6.2	12.4
	Possession û Opioid (other than heroin)	1	1	6.2	6.2	0	0		0.0
	Drug related occurrence	1	11	6.2	68.2	2	4	6.2	24.8
	Overdose	0	1	6.2	6.2	0	0		0.0
	Total	2	18	6.2	111.6	3	10	6.2	62.0
Drugs	Trafficking - Methamphetamine (Crystal Meth)	0	0		0.0	0	1	33.9	33.9
	Trafficking û Opioid (other than heroin)	0	1	33.9	33.9	0	0		0.0
	Production Cannabis (Marihuana) (Cultivation)	0	1	33.9	33.9	0	0		0.0
	Total	0	2	33.9	67.8	0	1	33.9	33.9
Statutes & Acts	Landlord/Tenant	3	13	3.1	40.3	0	12	3.1	37.2
	Mental Health Act	6	37	3.1	114.7	3	16	3.1	49.6
	Mental Health Act - No contact with Police	0	9	3.1	27.9	0	4	3.1	12.4
	Mental Health Act - Attempt Suicide	2	10	3.1	31.0	2	8	3.1	24.8
	Mental Health Act û Threat of Suicide	1	12	3.1	37.2	2	10	3.1	31.0
	Mental Health Act - Voluntary Transport	0	6	3.1	18.6	0	4	3.1	12.4



Calls For Service (CFS) Billing Summary Report

Municipality of South Huron September - 2018

Billing Categories <i>(Billing categories below do not match traditional crime groupings)</i>		2018				2017			
		September	Year to Date	Time Standard	Year To Date Weighted Hours	September	Year to Date	Time Standard	Year To Date Weighted Hours
Statutes & Acts	Mental Health Act - Placed on Form	2	5	3.1	15.5	1	6	3.1	18.6
	Custody Dispute	0	0		0.0	0	1	3.1	3.1
	Trespass To Property Act	2	15	3.1	46.5	2	16	3.1	49.6
	Total	16	107	3.1	331.7	10	77	3.1	238.7
Operational	Animal -Master code	0	1	3.4	3.4	0	1	3.4	3.4
	Animal - Bear Complaint	0	2	3.4	6.8	0	0		0.0
	Animal - Left in Vehicle	0	6	3.4	20.4	0	2	3.4	6.8
	Animal Rabid	0	13	3.4	44.2	0	0		0.0
	Animal Bite	0	0		0.0	0	3	3.4	10.2
	Animal Stray	0	3	3.4	10.2	3	4	3.4	13.6
	Animal Injured	1	5	3.4	17.0	2	4	3.4	13.6
	Animal - Other	2	28	3.4	95.2	0	12	3.4	40.8
	Animal - Dog Owners Liability Act	0	3	3.4	10.2	0	0		0.0
	Alarm -Master code	0	4	3.4	13.6	0	3	3.4	10.2
	Alarm -Others	1	11	3.4	37.4	1	8	3.4	27.2
	Domestic Disturbance	16	81	3.4	275.4	8	47	3.4	159.8
	Suspicious Person	11	80	3.4	272.0	21	117	3.4	397.8
	Phone -Master code	0	1	3.4	3.4	0	1	3.4	3.4
	Phone -Nuisance - No Charges Laid	0	6	3.4	20.4	0	5	3.4	17.0
	Phone -Threatening - No Charges Laid	0	0		0.0	0	1	3.4	3.4
	Phone -Other - No Charges Laid	0	3	3.4	10.2	2	3	3.4	10.2
	Text- related Incident (Texting)	0	0		0.0	0	1	3.4	3.4
	False Fire Alarm - Building	0	0		0.0	0	1	3.4	3.4
	Fire - Building	1	7	3.4	23.8	0	2	3.4	6.8
	Fire - Vehicle	0	0		0.0	2	6	3.4	20.4
	Fire - Other	0	3	3.4	10.2	0	1	3.4	3.4
	Insecure Condition - Master code	0	0		0.0	0	1	3.4	3.4
	Insecure Condition - Building	0	3	3.4	10.2	1	4	3.4	13.6
	Missing Person under 12	0	2	3.4	6.8	0	1	3.4	3.4
	Missing Person 12 & older	0	5	3.4	17.0	1	7	3.4	23.8



Calls For Service (CFS) Billing Summary Report

Municipality of South Huron September - 2018

Billing Categories (Billing categories below do not match traditional crime groupings)		2018				2017			
		September	Year to Date	Time Standard	Year To Date Weighted Hours	September	Year to Date	Time Standard	Year To Date Weighted Hours
Operational	Missing Person Located Under 12	0	2	3.4	6.8	0	1	3.4	3.4
	Missing Person Located 12 & older	1	7	3.4	23.8	0	1	3.4	3.4
	Noise Complaint - Master code	0	5	3.4	17.0	0	0		0.0
	Noise Complaint - Vehicle	1	20	3.4	68.0	0	2	3.4	6.8
	Noise Complaint - Residence	5	53	3.4	180.2	1	27	3.4	91.8
	Noise Complaint - Business	0	2	3.4	6.8	0	0		0.0
	Noise Complaint - Animal	0	0		0.0	1	2	3.4	6.8
	Noise Complaint - Others	3	9	3.4	30.6	1	7	3.4	23.8
	Accident - non-MVC -Industrial	0	0		0.0	0	1	3.4	3.4
	Accident - non-MVC -Commercial	0	0		0.0	0	1	3.4	3.4
	Accident - non-MVC -Residential	0	1	3.4	3.4	0	0		0.0
	Accident -non MVC - Others	1	1	3.4	3.4	0	0		0.0
	Found Property - Master code	1	14	3.4	47.6	4	14	3.4	47.6
	Found - License Plate	0	1	3.4	3.4	0	1	3.4	3.4
	Found - Vehicle Accessories	0	2	3.4	6.8	0	0		0.0
	Found-Personal Accessories	2	11	3.4	37.4	4	17	3.4	57.8
	Found-Household Property	1	3	3.4	10.2	1	2	3.4	6.8
	Found-Radio,TV,Sound-Reprod. Equip.	1	3	3.4	10.2	0	0		0.0
	Found-Sporting Goods, Hobby Equip.	0	0		0.0	0	1	3.4	3.4
	Found-Machinery & Tools	0	0		0.0	0	2	3.4	6.8
	Found-Bicycles	1	12	3.4	40.8	3	15	3.4	51.0
	Found-Others	1	6	3.4	20.4	0	9	3.4	30.6
	Lost Property - Master code	1	5	3.4	17.0	1	6	3.4	20.4
	Lost License Plate	0	2	3.4	6.8	1	3	3.4	10.2
	Lost-Personal Accessories	2	6	3.4	20.4	1	8	3.4	27.2



Calls For Service (CFS) Billing Summary Report

Municipality of South Huron September - 2018

Billing Categories (Billing categories below do not match traditional crime groupings)		2018				2017			
		September	Year to Date	Time Standard	Year To Date Weighted Hours	September	Year to Date	Time Standard	Year To Date Weighted Hours
Operational	Lost-Jewellery	0	1	3.4	3.4	0	0		0.0
	Lost-Others	0	5	3.4	17.0	0	0		0.0
	Sudden Death - Accidental	0	1	3.4	3.4	0	0		0.0
	Sudden Death - Drowning	0	2	3.4	6.8	0	0		0.0
	Sudden Death - Suicide	0	0		0.0	0	2	3.4	6.8
	Sudden Death - Natural Causes	0	7	3.4	23.8	1	5	3.4	17.0
	Sudden Death - Others	1	1	3.4	3.4	0	1	3.4	3.4
	Suspicious Vehicle	2	34	3.4	115.6	2	31	3.4	105.4
	Trouble with Youth	2	16	3.4	54.4	2	10	3.4	34.0
	Medical Assistance - Master code	0	2	3.4	6.8	0	1	3.4	3.4
	Medical Assistance - Other	1	6	3.4	20.4	0	2	3.4	6.8
	Vehicle Recovered - Automobile	1	6	3.4	20.4	0	3	3.4	10.2
	Vehicle Recovered - Trucks	0	2	3.4	6.8	0	1	3.4	3.4
	Vehicle Recovered - Motorcycles	0	1	3.4	3.4	0	0		0.0
	Vehicle Recovered - All Terrain Veh	1	2	3.4	6.8	0	2	3.4	6.8
	Vehicle Recovered - Farm Vehicles	1	1	3.4	3.4	0	1	3.4	3.4
	Vehicle Recovered - Constr. Vehicle	1	1	3.4	3.4	0	0		0.0
	Vehicle Recovered - Other	1	1	3.4	3.4	0	1	3.4	3.4
	Unwanted Persons	3	14	3.4	47.6	1	11	3.4	37.4
	Neighbour Dispute	4	48	3.4	163.2	7	50	3.4	170.0
	Noise By-Law	0	1	3.4	3.4	0	1	3.4	3.4
	Firearms (Discharge) By-Law	0	0		0.0	1	1	3.4	3.4
	Other Municipal By-Laws	0	19	3.4	64.6	1	5	3.4	17.0
	Traffic By-Law	0	2	3.4	6.8	0	3	3.4	10.2
	Assist Fire Department	0	0		0.0	0	4	3.4	13.6
	Assist Public	22	194	3.4	659.6	21	150	3.4	510.0
	Compassionate Message	0	0		0.0	0	2	3.4	6.8
	Family Dispute	1	25	3.4	85.0	9	45	3.4	153.0



Calls For Service (CFS) Billing Summary Report

Municipality of South Huron September - 2018

Billing Categories <i>(Billing categories below do not match traditional crime groupings)</i>		2018				2017			
		September	Year to Date	Time Standard	Year To Date Weighted Hours	September	Year to Date	Time Standard	Year To Date Weighted Hours
Operational	Suspicious Package	0	0		0.0	0	1	3.4	3.4
	Total	94	824	3.4	2,801.6	104	688	3.4	2,339.2
Operational2	False Alarm-Accidental Trip	2	27	1.2	32.4	6	35	1.2	42.0
	False Alarm-Malfunction	0	21	1.2	25.2	1	40	1.2	48.0
	False Holdup Alarm-Malfunction	0	1	1.2	1.2	0	1	1.2	1.2
	False Alarm -Others	0	26	1.2	31.2	4	23	1.2	27.6
	False Alarm - Cancelled	3	35	1.2	42.0	6	27	1.2	32.4
	Keep the Peace	1	14	1.2	16.8	2	13	1.2	15.6
	911 call / 911 hang up	15	144	1.2	172.8	6	89	1.2	106.8
	911 hang up - Pocket Dial	1	20	1.2	24.0	4	19	1.2	22.8
	911 call - Dropped Cell	2	15	1.2	18.0	1	13	1.2	15.6
	Total	24	303	1.2	363.6	30	260	1.2	312.0
Traffic	MVC - Personal Injury (MOTOR VEHICLE COLLISION)	2	7	3.4	23.8	0	4	3.4	13.6
	MVC - Prop. Dam. Non Reportable	3	40	3.4	136.0	3	37	3.4	125.8
	MVC - Prop. Dam. Reportable (MOTOR VEHICLE COLLISION)	2	26	3.4	88.4	3	31	3.4	105.4
	MVC - Prop. Dam. Failed to Remain (MOTOR VEHICLE COLLISION)	0	3	3.4	10.2	4	12	3.4	40.8
	MVC - Fatal (MOTOR VEHICLE COLLISION)	0	1	3.4	3.4	0	0		0.0
	MVC - Others (MOTOR VEHICLE COLLISION)	0	2	3.4	6.8	0	0		0.0
	Total	7	79	3.4	268.6	10	84	3.4	285.6
Total		177	1,735		7,637.6	232	1,569		7,253.8

Note to Detachment Commanders:

- The content of each report is to be shared by the Detachment Commander only with the municipality for which it was generated. The municipality may treat this as a public document and distribute it as they wish.
- All data is sourced from the Niche RMS application. Included are 'reported' occurrences (actuals and unfounded occurrences) for 'billable' occurrences ONLY. Data is refreshed on a weekly basis.
- The Traffic category includes motor vehicle collision (MVC) occurrences entered into Niche (UCR code 8521). MVCs are NOT sourced from the eCRS application for this report.



Calls For Service (CFS) Billing Summary Report

Municipality of South Huron September - 2018

- Only the primary violation is counted within an occurrence.
- Time standards displayed are for the 2017 billing period.

Note to Municipalities:

- Data contained within this report is dynamic in nature and numbers will change over time as the Ontario Provincial Police continues to investigate and solve crime.
- This report is NOT to be used for crime trend analysis as not all occurrences are included.
- Data groupings within this report do not match traditional crime groupings seen in other public reports such as the OPP Police Services Board reports or Statistics Canada reporting.

Ministry of Community Safety and
Correctional Services

Public Safety Division
External Relations Branch

25 Grosvenor St.
12th Floor
Toronto ON M7A 2H3
Tel.: 416 314-3010
Fax: 416 314-3092

Ministère de la Sécurité communautaire
et des Services correctionnels

Division de la sécurité publique
Direction des relations extérieures

25, rue Grosvenor
12^e étage
Toronto ON M7A 2H3
Tél.: 416 314-3010
Téléc.: 416 314-3092



November 2, 2018

Mr. Jim Dietrich
Chair
South Huron Police Services Board
322 Main Street South
Exeter ON N0M 1S3

Dear Mr. Dietrich:

Re: Reduce Impaired Driving Everywhere (R.I.D.E.) Allocation for 2018/2019

I am pleased to inform you that **South Huron Police Services Board** has been granted an allocation of **\$8,840.00** for the fiscal year 2018/2019 under the R.I.D.E. Grant Program. This grant is intended to enhance the regular R.I.D.E. program currently being conducted by the OPP Huron (South Huron) to offset the costs for sworn officers' overtime and paid duty.

Attached is a copy of the contractual agreement for the R.I.D.E. Grant Program, covering the period from April 1, 2018 and ending March 31, 2019.

Execution of this agreement is a precondition for the reimbursement of claims you will make under your R.I.D.E. Grant Program and binds you to specific requirements as referred to in Article 7 and stipulated in **Schedule D (Budget, Payment Plan and Reporting)**.

Please have the authorized signatory for the grantee sign and date the enclosed contractual agreement, where noted, and return **two** signed copies along with **proof of your general liability insurance (\$5 million)**, including the Indemnified Parties as additional insureds, as per Article 10 of the agreement, by **December 3, 2018**, to:

Ms. Yoko Iwasaki
Community Safety Analyst
Program Development Section, External Relations Branch
Public Safety Division
Ministry of Community Safety and Correctional Services
12th Floor, 25 Grosvenor Street
Toronto ON M7A 2H3

.../2

Mr. Jim Dietrich
Page Two

Your copy of the fully executed contract will be returned to you as soon as possible.

Regrettably, impaired driving is one of the leading causes of criminal death and injury in our society. The R.I.D.E. program continues to be an effective deterrent against drinking and driving and remains an important program to educate the public.

Thank you for your support and participation in this valuable initiative.

Sincerely,

A handwritten signature in cursive script, appearing to read "O. Mosquera".

Oscar Mosquera
Manager
Program Development Section
External Relations Branch

Enclosure

c: OPP Huron (South Huron)

UPPER THAMES RIVER
CONSERVATION AUTHORITY

2019

DRAFT BUDGET

November 2018

Upper Thames River Conservation Authority



2019 UTRCA Draft Budget


November 2018

The Upper Thames River Conservation Authority (UTRCA) 2019 Draft Budget (expenditures) is forecast at \$20,272,503. This total is split between operating expenses (\$15,266,199) and capital (\$5,006,304).

Key influences on the 2019 Budget include:

1. Continued Implementation of the UTRCA's Environmental Targets Strategic Plan

The Board of Directors approved a new Environmental Targets Strategic Plan in June 2016. The Plan represents the most significant programming change in the UTRCA's nearly 70 year history and is designed to ensure measurable improvements in watershed health by setting Watershed Targets.



These Targets are designed to advance achievement of the UTRCA's Ends:

1. Protecting people and their property from flooding and erosion,
2. Protecting and improving water quality,
3. Managing and expanding natural areas, and
4. Providing outdoor recreation/education opportunities.

Monitoring data has clearly shown that progress in achieving these Ends has plateaued during the past 20 years. That is not to suggest current conservation efforts have been ineffective. In fact, maintaining these measures as status quo is a form of success, in a landscape facing increasing stressors such as development, population growth, climate change and invasive species. However, the UTRCA has a responsibility to do more



than simply "maintain." The Environmental Targets represent an organizational commitment to achieve measurable improvements in our watershed's health. This in turn supports economic development, human health, and makes the watershed more attractive and resilient. The Environmental Targets are aggressive but realistic. The UTRCA has the tools, experience, expertise and relationships to achieve these Targets. Funding needed to support this work is also significant; however, given partner support and a phased approach to implementation, the plan is practical and achievable.

For 2019, a total of \$288,130 in new levy funding has been included for this, the third year of the proposed four year funding phase-in. This new revenue is needed to support water quality improvements and the expansion of natural cover in the watershed. Note that new funding from senior levels of government as well as user fees are also being requested to help support the plan's implementation.



2. Inflation

An inflationary increase of 2.1% (April 2017- April 2018 Consumer Price Index for Ontario) has been applied to the 2019 budget.

3. Finance System Modernization

The UTRCA continues to revise its internal systems to improve budgeting accuracy. More comprehensive planning on the part of management, a clear separation of operating and capital expenditures, and realistic projections of capital costs have led to much more realistic budgeting. Comparisons of the 2019 Draft Budget with past years suggests rapid organizational growth and, while there has certainly been an element of growth, better and more accurate budgeting accounts for a significant portion of what appears to be an increased total budget. As the new system becomes normalized, more accurate comparisons, projections and reporting will result.

2019 Draft Budget



- 1 -

Flood & Erosion Hazard Protection

Program Examples

- Operation and maintenance of dams and dykes
- Floodplain and hazard regulations
- Flood forecasting and warning
- Plan review
- River Safety education program
- Fanshawe Dam education program

- 1 - Flood & Erosion Hazard Protection

Flood / Water & Erosion Control

(Water & Information Management Unit budget)



What we do:

- Reduce the risk of property damage and loss of lives due to flooding by providing flood forecasting and warning programs
- Operate and maintain water control structures to control flood flows and augment stream flow during dry periods
- Operate and maintain recreational water control structures on behalf of municipalities

Examples:

- Providing and maintaining flood situation emergency plans and a flood warning system
- Continually monitoring stream flow, reservoirs and watershed conditions, and forecasting floods
- Collecting and maintaining flood damage information and historical flooding data
- Maintaining and expanding stream gauge network in order to improve stream flow, climatic and water quality monitoring
- Improving and calibrating flood forecasting models
- Coordinating, maintaining, and improving stream flow through flow augmentation reservoirs
- Coordinating the upper Thames River watershed's Low Water Response Team, which is planning for drought response to meet the needs of watershed residents and business, while protecting natural systems and human health
- Operating, inspecting, and maintaining flood control dams, dyke systems, channels, and erosion control structures, constructed in partnership with municipalities
- Operating, inspecting, and maintaining medium sized municipal recreation dams and Conservation Area dams
- Undertaking major maintenance projects on water and erosion control structures, and assessing municipal erosion control works
- Undertaking dam safety studies, and improving public safety around dams
- Updating operation and maintenance manuals
- Securing capital maintenance funding for water and erosion control infrastructure
- Providing technical expertise to identify natural hazards (such as floodplains and steep slopes) with the goal of protecting people and property from these natural hazards
- Providing, interpreting and maintaining floodplain mapping
- Updating hazard modelling and mapping in support of Environmental Planning & Regulations unit
- Securing senior government funding support for flood hazard mitigation

Why:

- Reduce property damage, injury and loss of life
- Comply with legislative requirements and guidelines at the local level
- Maintain public investment in infrastructure to prevent catastrophic loss
- Improve water quality and stream flow
- Key component of a comprehensive floodplain management program
- Provide park land and recreational opportunities


Who benefits/ participates:

- Municipalities
- Watershed residents and businesses potentially affected by flooding or drought
- Conservation area users
- Province (through reduced flood damages)

- 1 - Flood & Erosion Hazard Protection

Environmental Planning & Regulations

(Environmental Planning & Regulations Unit budget)



What we do:

- Administer the Conservation Authorities Act related to the Development, Interference with Wetlands and Alterations to Shorelines and Watercourses Regulations
- Assist municipalities with fulfilling their Planning Act responsibilities by identifying natural hazard areas and natural heritage features, and providing policy support
- Respond to Planning Act and Conservation Authorities Act inquiries
- Provide municipalities with access to policy and technical experts in various disciplines including hydrology, hydrogeology, ecology, fisheries, bioengineering, engineering, stream morphology and land use planning
- Perform a planning advisory role to municipalities which may include, but is not limited to, matters related to the assessment or analysis of environmental impacts associated with activities near or in the vicinity of sensitive natural features such as wetlands, river and stream valleys, fish habitat and significant woodlands; hydrogeology; and stormwater management studies

Examples:

- Providing comments to assist municipalities with processing Official Plan and zoning by-law amendments, severances, variances and plans of subdivision
- Answering questions from the public on the environmental aspects of land use planning
- Responding to property inquiries (legal, real estate, and general information)
- Providing resource mapping as well as technical reviews and clearances
- Administering approvals and investigating violations related to regulations made pursuant to the Conservation Authorities Act
- Screening and commenting on mitigation related to projects requiring federal Fisheries Act review or approval
- Liaising between municipalities and other government agencies

Why:

- Reduce the risk to life and property from natural hazards such as flooding and unstable slopes
- Conservation Authorities have delegated responsibilities to represent provincial interests regarding natural hazards encompassed by Section 3.1 of the Provincial Policy Statement, 2014 (MMAH, 2014). These delegated responsibilities require CAs to review and provide comments on policy documents (Official Plans and comprehensive zoning by-laws) and applications submitted pursuant to the Planning Act as part of the Provincial One-Window Plan Review Service.
- Promote the maintenance and enhancement of natural heritage features and areas such as woodlands, wetlands and threatened species
- Protect and promote the wise use of groundwater resources
- Complement other UTRCA mission centres such as Water & Information Management, Watershed Planning, Research & Monitoring, and Conservation Services
- Comply with legislative requirements

Who benefits/ participates:

- Municipal decision makers (planning committee, committee of adjustment, and council)
- General public
- Ratepayers associations and other special interest groups
- Landowners, developers, private planning and engineering consultants, lawyers, real estate agents
- Municipal planners, building officials, parks and recreation services staff
- Provincial ministries, Local Planning Appeal Tribunal, and Mining and Lands Tribunal
- Academic community



- 2 -

Water Quality Protection & Improvement

Program Examples

- Clean Water Program
- Drinking Water Source Protection Planning
- Provincial Water Quality Monitoring Network
- Provincial Groundwater Monitoring Network
- Benthic monitoring program
- Thames River Clear Water Revival
- Watershed Report Cards
- Watershed Report Card education program
- Developing and implementing community-based watershed strategies
- Environmental education programs for 20,000 students annually at Fanshawe and Wildwood Conservation Areas
- Children's Water Festival

- 2 - Water Quality Protection & Improvement

Environmental Monitoring

(Watershed Planning, Research & Monitoring Unit budget)

What we do:

- Provide watershed scale environmental monitoring, summarized every 5 years in a comprehensive Watershed Report Card document, to understand current health and emerging trends as a basis for setting environmental management priorities and tracking progress on Environmental Targets



Examples:

- Working in partnership with the Ontario Ministry of the Environment, Conservation & Parks (MECP) and municipal Health Units to collect and analyze surface water samples at 24 sites as part of the Provincial Water Quality Monitoring Network (PWQMN)
- Working in partnership with the MECP to collect and analyze groundwater samples at 24 sites as part of the Provincial Groundwater Monitoring Information System
- Undertaking expanded water quality and stream health monitoring, in support of efforts identified in the Environmental Targets Strategic Plan, at 13 additional sites to fill gaps in data collection
- Working in partnership with member municipalities to undertake detailed local water quality studies to better understand local water quality issues identified in Watershed Report Cards
- Compiling water quality and aquatic community health data in a comprehensive and standardized time series database that is integrated with water quantity and available to watershed partners
- Monitoring aquatic community health including benthic invertebrates at approximately 100 sites annually and fisheries as an indicator of environmental health
- Monitoring aquatic species at risk, including fish, reptiles and freshwater mussels, to identify priority areas for implementation of best management practices and stewardship aimed at improving habitat
- Continuing a monitoring program in Wildwood, Pittock and Fanshawe Reservoirs for parameters such as dissolved oxygen, to ensure operations of the structures do not negatively impact water quality
- Developing interactive GIS tools for use by UTRCA staff to track project work and progress towards achieving Environmental Targets
- Developing UTRCA Watershed Report Cards to summarize and report all monitoring data and trends

Why:

- To gather long term data and create information to measure outcomes related to the UTRCA Environmental Targets Strategic Plan
- Changes in environmental health must be monitored and understood to help guide the conservation authority, municipalities, government agencies and community groups in implementing restoration and rededication programs
- Monitoring can detect problems before serious damage occurs and result in considerable cost saving and improved environmental health in the watershed

Who benefits/ participates:

- Watershed residents
- Municipalities
- Agencies
- Schools, universities

- 2 - Water Quality Protection & Improvement

Watershed Planning

(Watershed Planning, Research & Monitoring Unit budget)

What we do:

- Develop and maintain watershed, subwatershed and property specific management plans in cooperation with government agencies, municipalities and community groups

Examples:

- Supporting the development of natural heritage targets for the watershed and participating in property assessment and acquisition projects in partnership with other UTRCA units in order to characterize, protect and rehabilitate natural features and systems
- Participating in the ongoing implementation of recovery strategies for aquatic and terrestrial species at risk
- Developing and maintaining Geographic Information System (GIS) databases, performing spatial analysis and producing mapping and GIS tools to support watershed planning initiatives, assist in property management and support regulatory activities
- Developing and maintaining Internet-based GIS mapping tools to support UTRCA staff
- Developing land management plans for UTRCA properties, such as the Lowthian Flats and Fullaratton area lands, in partnership with the Conservation Areas and Lands & Facilities units
- Presenting findings on environmental conditions in the watershed's 28 subwatersheds through watershed report cards
- Providing technical support and review for applications related to planning advisory services for the Environmental Planning & Regulations unit
- Facilitating the development of an updated Water Management Plan for the Thames River watershed that serves to refine water management objectives, in collaboration with a broad group of stakeholders
- Participate in senior government working groups related to development of a Domestic Action Plan to reduce phosphorus loads to Lake Erie

Why:

- Solving environmental problems and implementing plans to improve watershed health requires a broad geographic perspective and knowledge of current resources, research and implementation practices
- Private landowners ultimately manage the majority of lands and, therefore, need to help determine the future of these properties; we provide the forum for the community to work collectively toward a common vision for the watershed

Who benefits/ participates:

- Watershed residents
- Community groups
- Municipalities
- Agencies



- 2 - Water Quality Protection & Improvement

Research

(Watershed Planning, Research & Monitoring Unit budget)

What we do:

- Implement research studies to fill resource information gaps and develop innovative methods of protecting and enhancing watershed resources

Examples:

- Developing an assessment of water quality in the Thames River watershed based on analysis of existing data, modeling and long term trends
- Studying threatened and endangered wildlife species and their habitat requirements (such as the spiny softshell turtle, queen snake, black redhorse fish and freshwater mussels) that are indicators of watershed health
- Participating in multi-agency research projects, such as Conservation Ontario's Provincial Information Technology Forum, Conservation Authorities Aquatics Group, Lake St. Clair Management Plan, and Lake Erie Lakewide Action & Management Plan
- Providing technical lead in the development of natural heritage system studies and models for determining natural heritage system significance (such as the Perth and Elgin County Natural Heritage System Studies)
- Spatially quantifying natural heritage feature gains and losses to identify areas of concern and guide our advocacy for protection/restoration

Why:

- New information and solutions are required for existing environmental problems to ensure we can live in healthy communities
- To advocate for natural heritage feature protection and restoration in the watershed as identified in UTRCA Environmental Targets
- Provide clean water for community use and for the enjoyment of future generations
- Decrease the health risk to humans and animals
- Improve habitat for fish and wildlife

Who benefits/ participates:

- Private landowners, the local community and municipal partners
- Industry gains new technology and products
- Individuals and agencies share new ideas and expertise
- Landowners, community groups and municipalities benefit from funding that they could not access on their own



- 2 - Water Quality Protection & Improvement

Soil Conservation

(Conservation Services budget)



What we do:

- Provide comprehensive in-field and in-stream conservation planning services to address soil and water quality concerns

Examples:

- Working under the auspices of Environment & Climate Change Canada (ECCC) to deliver the Medway Creek Watershed Phosphorus Reduction Initiative
- Working under auspices of the Agricultural Adaptation Council to deliver the Medway Creek Watershed Demonstration Project for Phosphorus Reduction
- Working under the auspices of ECCC to gather background water quality data from agriculture-based selected Thames River subwatersheds
- Managing demonstration and research efforts, including: controlled drainage, engineered vegetated filter strips, saturated buffers, constructed wetlands, and surface inlet effectiveness, with the Ontario Ministry of Agriculture, Food & Rural Affairs (OMAFRA)
- Managing biofilter demonstration and research efforts with the Universities of Waterloo and Guelph
- Partnering with Agriculture & Agri-Food Canada on edge-of-field research efforts to monitor phosphorus movement on agricultural cropland
- Continuing with monitoring of several demonstration projects implemented through the Ministry of the Environment, Conservation & Parks's Showcasing Water Innovation program, including on-farm stormwater management, the use of slag filters for phosphorus removal in barnyard and silage leachate runoff, wetland restoration, and sub-irrigation/drainage projects
- Working with local communities and agency funders to improve the overall watershed health of the Avon River, as well as Cedar, Halls and Stoney Creeks
- Focusing efforts to restore natural stream flow and structure in Medway Creek in order to improve the stream's aquatic health
- Working with the community to implement a low impact development program across the watershed
- Working with OMAFRA on the Soil Health Project to determine the state of agricultural soils in Ontario and demonstrate methods for improvement
- Implementing practical, cost-effective alternatives for landowners and other agency staff with water quality concerns, such as bioengineering to control streambank erosion and slope instability, natural channel design in disturbed watercourses and drainage systems, and constructed wetlands to treat industrial, septic and agricultural wastewater
- Working with the Great Lakes and St. Lawrence Cities Initiative on the Thames River Phosphorus Reduction Collaborative to reduce phosphorus input to the Thames River

Why:

- Reduce watercourse pollution and maintenance costs by keeping soil on the land
- Stabilize streams experiencing pressure from surrounding land uses
- Improve water quality and habitat for fish and wildlife
- Reestablish natural aquatic linkages
- Protect topsoil for agriculture

Who benefits/ participates:

- Groups and individuals in the participating communities
- Private landowners and the local community can sustain crop yields, avoid costly drain maintenance and keep local water resources clean
- Local contractors carry out much of the work
- Industry gains new technology and products
- Agencies and individuals share new ideas and expertise

- 2 - Water Quality Protection & Improvement

Clean Water Program

(Conservation Services budget)

What we do:

- Provide technical assistance and financial incentives to rural landowners for implementing measures that improve surface water and groundwater quality and contribute to sustainable agriculture operations. CWP is funded by the Counties of Oxford, Middlesex and Perth, the Town of St. Marys and the Cities of Stratford and London. Additional funding is provided by Environment & Climate Change Canada's Habitat Stewardship Program. The program is delivered by the Ausable Bayfield, Catfish Creek, Grand River, Kettle Creek, Long Point Region, Maitland Valley, St. Clair Region, and Upper Thames River Conservation Authorities.
- Provide technical delivery of Agriculture & Agri-Food Canada's Greencover Program
- Deliver the Ontario Drinking Water Stewardship Program to eligible landowners throughout the Thames-Sydenham and Region Source Protection Region



Examples:

- Eligible projects include the following:
 - milkhouse washwater disposal
 - clean water diversion
 - livestock access restriction to watercourses
 - nutrient management plans
 - wellhead protection
 - decommissioning unused wells
 - fertilizer, chemical and fuel storage or handling
 - septic systems
 - erosion control structures
 - fragile land retirement
 - woodlot and wetland enhancement

Why:

- To address locally identified priority water quality impairment issues
- To maintain working relationships between various municipalities, local farm groups, government agencies and interested groups or associations that have a direct stake in the issue of agriculture, water quality and future health of our watersheds
- To protect municipal drinking water sources

Who benefits/ participates:

- Landowners within the Counties of Oxford, Perth and Middlesex, the Cities of Stratford and London and the Town of St. Marys
- Municipalities, by joining together, enjoy environmental programs and services that would otherwise be too costly for individual municipalities
- Everyone benefits from improved environmental health

- 2 - Water Quality Protection & Improvement

Source Water Protection

(Environmental Planning & Regulations Unit budget)

What we do:

- Work with our partners to develop and implement a Source Protection Plan that will:
 - protect human health, and
 - protect present and future municipal drinking water sources (quality and quantity)
- The Upper Thames River, Lower Thames Valley, and St. Clair Region Conservation Authorities are working together in a partnership with the Province and our member municipalities
- The UTRCA, as the lead CA, is responsible for the overall project administration

Examples:

- Provide risk management services to regulate identified risks to drinking water sources
- Support municipalities in the implementation of the Source Protection Plan
- Provide education and outreach related to the Source Protection Plan
- Monitor and report on implementation progress
- Support the Source Protection Committee
- Ensure transparent, multi-stakeholder involvement
- Provide technical information and resources
- Integrate drinking water source protection into other program areas
- Update technical information in Assessment Reports
- Develop a water budget
- Manage and maintain data

Why:

- The Walkerton Inquiry recommended a multi-barrier approach to protecting drinking water, with drinking water source protection as the first barrier
- Protecting our surface water and groundwater from becoming contaminated or overused will ensure that we have a sufficient supply of clean, safe drinking water now and for the future
- Clean and sustainable drinking water sources are critical to healthy and economically sustainable communities
- Protecting drinking water sources is more cost-effective than remediating water quantity and/or quality, if remediation is even possible
- Required by the Clean Water Act

Who benefits/ participates:

- Province
- Conservation authorities
- Municipalities
- Stakeholders
- Water users





- 3 -

Natural Areas Protection & Expansion

Program Examples

- Private land tree planting
- Communities for Nature program
- Tree Power program
- Various management plans (Ellice, Sifton)
- Watershed Report Cards
- Property management
- Wetlands education program
- Developing and implementing community-based watershed strategies
- Creating value for the UTRCA and the environment by linking the Authority and its information with the watershed residents and their ability to take action

- 3 - Natural Areas Protection & Expansion

Forestry

(Conservation Services budget)

What we do:

- Offer a range of tree planting and woodlot management services to improve the health of the local environment and provide a learning experience



Examples:

- Providing a wide range of forestry services including tree planting plans (including technical assistance, planting or supplying appropriate stock, and maintenance assistance), woodlot management, non-native vegetation control (with the EZject system and other herbicide and manual methods), and planning and auditing for the Managed Forest Tax Incentive Program
- Initiating inventories and management plans for UTRCA-owned plantations and other wooded areas
- Carrying out controlled burns to sustain Communities for Nature native grass and wildflower plantings, with the UTRCA's Environmentally Significant Areas team
- Planning and implementing naturalization projects through the Communities for Nature program, which gives 4,000 people each year a hands-on educational experience enhancing their local environment, through community forestry, wildflower and aquatic planting, and provides local businesses with an opportunity to provide lands and/or financial support
- Coordinating the George Furtney, Woodstock, Zorra, Thames Centre, and St. Marys Area Memorial Forests, to improve the local environment while commemorating people or events
- Partnering with the Canadian Forestry Service on Emerald Ash Borer (EAB) parasitoid research for control of EAB
- Partnering with the Forest Gene Conservation Association to establish a Southwest Ontario Butternut Tree Archive site at Pittock Conservation Area, to help preserve the genetics of this endangered species
- Providing tree marking and woodlot management advice for private landowners
- Providing technical assistance to the London airport tree trimming project

Why:

- Improve crop yields and water quality by reducing soil erosion
- Provide habitat for wildlife
- Improve air quality
- Shade and protect buildings, reducing heating and cooling costs
- Reduce snow drifting and snow removal costs
- Provide timber products
- Provide recreational opportunities and aesthetics

Who participates/ benefits:

- Farmers and rural landowners
- Students, non-profit groups, service clubs and community associations
- General public
- Municipalities
- Private tree nurseries
- Funeral homes
- Corporations/ businesses

- 3 - Natural Areas Protection & Expansion

Lands & Facilities (Lands & Facilities Unit budget)

What we do:

- Work in partnership with the community to ensure the long-term protection of natural areas, such as woodlands and wetlands, and provide a variety of recreational opportunities on UTRCA-owned/ managed lands
- Lease structures and properties to clubs and community groups, individuals and municipalities for activities that complement the UTRCA's programs and services



Examples:

- Providing passive day-use recreational opportunities on 1900 hectares of rural properties, including woodlands, wetlands, agreement forests and 7 rural conservation areas
- Initiating asset management plan as per the UTRCA Strategic Plan
- Initiating or assisting with capital development projects
- Managing UTRCA fleet vehicles and equipment system
- Working with the local community to implement the Ellice and Gads Hill Swamps Management Strategy
- Performing comprehensive risk management and safety inspections on UTRCA-owned properties
- Assessing hunting opportunities on UTRCA-owned properties and, where appropriate, implementing a controlled hunting program
- Responding to infringement and encroachment related issues on UTRCA-owned properties
- Leasing 24 UTRCA-owned agricultural properties totalling approximately 475 hectares
- Leasing 5 residential homes and managing/maintaining 7 storage buildings located throughout the watershed
- Maintaining lease agreements with 7 community-based groups for the management and maintenance of our rural conservation areas
- Maintaining lease agreements with more than 20 clubs for recreational opportunities within Fanshawe, Wildwood and Pittock Conservation Areas
- Maintaining lease agreements for 80 cottages at two locations
- Maintaining leases with groups and individuals for a variety of activities at properties throughout the watershed

Why:

- Natural areas are highly valued by the community
- Wetlands provide storage for flood waters, help reduce the impacts of drought, and improve water quality by trapping sediments and storing nutrients
- Natural areas provide habitat to a variety of plants and animals
- We provide safe access to UTRCA owned/managed lands for permitted activities
- When acquiring lands for the development of the reservoirs, the UTRCA was obliged to purchase entire holdings (farms); some of these lands are not needed to support the flood management and recreational programs of the UTRCA and have been made available to the community

Who benefits/ participates:

- Local communities enjoy access to day-use opportunities in nearby parks and natural areas
- Local economies benefit from tourism
- Tenants, club members, cottagers, outdoor enthusiasts

- 3 - Natural Areas Protection & Expansion

Environmentally Significant Areas (Lands & Facilities Unit budget)

What we do:

- As of January 2019, the UTRCA is in an agreement with the City of London to manage 11 Environmentally Significant Areas (ESAs) covering 735.6 hectares: the Coves, Kains Woods, Kelly Stanton, Kilally Meadows, Lower Dingman, Meadowlily Woods, Medway Valley, Pottersburg Valley, Sifton Bog, Warbler Woods, and Westminster Ponds/Pond Mills Conservation Area
- Our management goals are to protect the ESAs, encourage partnership and education, ensure public safety, and promote and enforce proper use

Examples:

- Working with the local community to implement ESA Conservation Master Plans, in partnership with the City of London
- Implementing site planning and trail design, and installing signs and trail markers
- Maintaining and constructing bridges, boardwalks, staircases, railings, barricades and other trail structures
- Working with the City of London to develop and implement an encroachment management strategy
- Implementing management strategies for wildlife (e.g. coyote, beaver, Species at Risk) in partnership with agencies, the City of London and stakeholders
- Undertaking tree risk assessment and hazard tree mitigation on ESA trails and boundaries
- Restricting unofficial access points by installing barricades to protect sensitive vegetation
- Enforcing rules to protect vegetation, wildlife and people under the Provincial Offences Act and the City of London's Parks & Recreation By-law
- Working with local interest groups and schools to build valuable partnerships and provide education
- Implementing invasive species management programs, including inventory, removal and monitoring, using the most current Best Management Practices
- Developing and implementing restoration projects including tree, shrub and wildflower planting, bioengineering and erosion control
- Providing co-op students, volunteers and summer students with placement opportunities where they enhance their skills and knowledge and make career decisions to work in the environmental/ conservation field

Why:

- ESAs provide excellent examples of a variety of natural habitats, including upland forests, wetlands, meadows, ponds and river corridors
- ESAs are highly valued by the community, enhance quality of life and provide educational opportunities for students and the public

Who benefits/ participates:

- All City of London and area residents and visitors





- 4 -

Provide Outdoor Recreation & Education Opportunities

Program Examples

- Camping
- Day use, hiking, biking
- Boating, fishing, hunting
- Pavilion rentals, special events
- Cottages
- Environmental education programs for 20,000 students annually at Fanshawe & Wildwood Conservation Areas

- 4 - Provide Outdoor Recreation & Education Opportunities

Conservation Areas (Conservation Areas Unit budget)



What we do:

- Provide a variety of recreational and educational opportunities and facilities on 3200 hectares of conservation lands at Fanshawe, Wildwood and Pittock Conservation Areas. Our target is to reach 1M annual visitors to our conservation areas by 2037 and ensure their experience includes a conservation message to take with them.

Examples:

- Over 1300 seasonal and nightly camping sites, including new back country camp sites
- Over 50 km of trail systems for biking, hiking and nature watching
- Water-based recreational opportunities including rental equipment
- Variety of special events and programs in partnership with local organizations for all ages to enjoy, including:
 - bike workshops and races
 - dragon boat festivals
 - cross country run events
 - reptile shows
 - campfire programs
 - trail days
- Day use opportunities including picnic areas, pavilion rentals, disc golf, geocaching, sand volleyball, yoga classes
- Cottage program
- Hunting program
- Assisting other UTRCA units with a range of activities and programs, including:
 - flood control operations and snow course readings
 - risk management for community education program areas
 - grounds maintenance of the Watershed Conservation Centre
 - tree storage and pick up locations for tree planting programs
 - Memorial Forests and dedication services
- Land Management Agreement with the City of Woodstock for portions of the north shore and the entire south shore of Pittock Reservoir
- Using our conservation areas as demonstration sites for environmental projects completed by other Units (e.g., rain garden, fish habitat creation, shoreline erosion solutions)
- Ensuring conservation area lands comply with applicable legislation and associations including but not limited to the Conservation Authorities Act, Safe Drinking Water Act, Electrical Safety Authority, Swimming Pool Safety Act, and Occupational Health and Safety Act
- Setting annual goals and implementing strategies to continue to improve the current services and investigate opportunities for new ones

Why:

- Lands that were acquired for the development of flood control reservoirs also serve as multi-purpose recreational facilities
- Create value for the environment by providing outdoor recreational opportunities
- Provide safe access to UTRCA-owned lands and permitted activities

Who benefits/ participates:

- 500,000 people visit Fanshawe, Pittock and Wildwood CAs annually, mostly from local communities
- 22 non-profit organizations are based on UTRCA properties
- Local economies benefit from tourism
- Local communities enjoy access to day use opportunities in nearby parks
- Visitors can step into nature without traveling far
- Opportunity to work in partnership with local businesses and agencies to promote an outdoor experience

- 4 - Provide Outdoor Recreation & Education Opportunities

Community Partnerships (Community Partnerships Unit budget)

What we do:

- Motivate watershed residents to adopt stewardship (behaviours that protect and restore the environment) by facilitating access to environmental and conservation information, and involvement in stewardship activities



Examples:

- Coordinating community involvement in planning and implementing environmental restoration, information sharing and education projects in the Trout, Medway, South Thames, Cedar Creek, Stoney and Forks watersheds and the Dorchester Mill Pond
- Providing environmental education programs and hands-on resource management opportunities in local natural areas and in class, to students and community groups (e.g., stream health monitoring, stream rehabilitation, Watershed Report Card and Wetlands Education programs)
- Building partnerships with First Nation communities
- Delivering a "Focus on Flooding" awareness and education program to help communities recognize flood prone areas and minimize their risk
- Continuing to assist communities in learning about and implementing Low Impact Development (LID) for stormwater projects, including hosting professional development and training sessions and the Stream of Dreams (Fish on Fences) community art program
- Continuing GREEN education program partnership with GM Canada to foster environmental youth leadership
- Working with corporate partners to naturalize industrial properties (GM Canada - Ingersoll, Toyota - Woodstock)
- Partnering with the City of Woodstock to re-naturalize Burgess Park and restore the Brick Ponds Wetland Complex
- Facilitating involvement of the community, industry and corporations in environmental clean up and community events
- Assisting, as a member of the Oxford County Trails Council, with development and promotion of trails throughout Oxford County, and protection and enhancement of natural heritage within trail corridors
- Creating opportunities for Specialist High Skills Major students to obtain environmental and leadership accreditations
- Partnering with Cargill Cares and Ontario Power Generation to deliver the Watershed Report Card education program and the Sifton Bog Wetland education program
- Introducing student use of and accreditation for new environmental technologies (GPS)
- Coordinating the 2019 London Middlesex Children's Water Festival and planning for a Perth County Children's Water Festival in 2020

Why:

- Create value for a healthy environment by providing opportunities to experience and learn about conservation
- Accrue future benefits for the environment from citizens with an environmental stewardship ethic
- Provide hands-on learning opportunities to help the environment
- Empower people to take action in their local community
- Help people make informed environmental decisions

Who benefits/ participates:

- 20,000 students from regional boards of education visit our two outdoor education centres each year
- Landowners, community groups and municipalities benefit from funding that they could not otherwise access
- Watershed residents participate in restoration projects in their local communities
- Municipalities benefit by having an involved and informed constituency

Corporate & Support Services

Corporate & Support Services (Service Cost Centres budget)

What we do:

- Support the Conservation Authority's staff, members of the Board of Directors, and programs

Examples:

- Corporate and strategic planning, governance policy development, and implementation
- Financial control support including development of procedures, systems integration and efficiency projects
- Continue efforts to develop the General Ledger for management reporting purposes
- Adopting new accountings standards
- Developing the treasury function including investment programs
- Implementing an acquisition policy and automated system
- Human resources administration, benefits administration
- Payroll and health and safety initiatives
- Engaging communities of interest through interactive social media channels
- Assessing community needs and opportunities through communications and marketing
- Administrative, clerical, systems, communications and graphic design support
- Providing information products including printed materials, GIS mapping and Geoportal, and websites to watershed residents, the Board of Directors and staff
- Professional development opportunities
- Coordinating community volunteers

Why:

- Ensure programs are consistent with watershed resources, management needs, community values, and political and financial realities
- Ensure accountability to the community, partners, and municipal and senior government
- Inform staff, members, stakeholders and the public of the UTRCA's programs and policies
- Provide programs that are cost-effective
- Maintain competent, highly trained, safe and motivated staff to implement the UTRCA's programs
- Maintain efficient systems and equipment to support the organization

Who benefits/ participates:

- Municipalities benefit from targeted programs tailored to their specific environmental needs and economic realities
- Taxpayers receive the most value for their dollars
- UTRCA suppliers and customers
- UTRCA staff and members
- Community volunteers such as students

Who pays:

- All Corporate & Support Services costs are allocated among the programs of the UTRCA



2019 Draft Budget: Summary

November 2018

Operating Budget 2019

	2018 YTD Actual	2018 Budget	2019 Budget	% Incr (decr)	Notes
REVENUES:					
Levy Funding					
2019 Municipal General Levy	3,696,564	3,605,251	3,963,386	9.9%	
Dam and Flood Control Levy	1,351,126	1,351,126	1,311,279	-2.9%	
Deferred Dam and Flood Control Levy	27,083	-	59,755	100.0%	Levied in 2018 but deferred for use in 2019
Operating Reserve Levy	32,400	32,400	33,048	2.0%	
	5,107,173	4,988,777	5,367,468		
MNRF Transfer Payment	351,020	351,020	351,016	-0.0%	
Contracts and Grants					
Municipal within UTR watershed	745,808	812,337	714,151	-12.1%	
Municipal outside of UTR watershed	12,920	75,840	107,340	41.5%	Work for other CAs, WISKI, LSWIMS
Provincial	919,334	930,411	715,813	-23.1%	Anticipated drop in funding
Federal	440,418	993,815	1,284,860	29.3%	Continuing project funding until 2020
All Other	1,937,715	1,636,069	1,588,139	-2.9%	
	4,056,194	4,448,472	4,410,303	-0.9%	
User Fees and Other Revenues					
Conservation Areas	3,599,004	3,559,859	3,670,699	3.1%	
Planning and Permit Fees	186,802	195,000	205,000	5.1%	
Education Fees	142,111	129,700	145,000	11.8%	
	3,927,917	3,884,559	4,020,699	3.5%	
Other Revenues	2,170,871	2,132,186	1,100,525	-48.4%	Less carryforward into 2019 than into 2018
Funding from Reserves	-	1,491,366	54,662	-96.3%	
TOTAL REVENUES	15,613,176	17,296,380	15,304,673	-11.5%	
EXPENDITURES:					
Mission Cost Centres					
Community Partnerships	1,152,113	1,448,396	1,256,726	-13.2%	
Water and Information Management	2,077,000	2,686,574	2,647,246	-1.5%	
Environmental Planning & Regulations	1,392,338	1,858,588	1,841,717	-0.9%	
Conservation Services	1,240,593	1,689,792	2,110,647	24.9%	Expanded ECCC program
Watershed Planning, Research & Monitoring	879,793	1,036,483	1,017,022	-1.9%	
Conservation Areas	3,550,638	4,544,804	4,643,524	2.2%	
Lands and Facilities Management	3,105,054	3,641,273	1,455,942	-60.0%	Skewed from land transactions in 2018
Service Cost Centres	263,618	104,368	183,139	75.5%	Change in allocations
Program Operating Expenditures	13,661,147	17,010,278	15,155,963	-10.9%	
Desired Transfer to Reserves	52,400	165,407	110,236	-33.4%	
TOTAL EXPENDITURES	13,713,547	17,175,685	15,266,199	-11.1%	
NET SURPLUS (DEFICIT)	1,899,629	120,695	38,474		
Depreciation Expense	748,738	828,446	1,029,482	24.3%	
CASH SURPLUS (DEFICIT)	2,648,367	949,141	1,067,956	12.5%	

2019 Draft Budget: Summary

November 2018

Capital Budget 2019

	2018 YTD Actual	2018 Budget	2019 Budget	% Incr (decr)
Capital Funding for Flood Control				
Flood Control Capital Levy	707,907	2,189,754	1,774,604	-19.0%
Federal - NDMP	135,657	1,874,231	1,576,227	-15.9%
Provincial - WECl	313,825	1,401,535	827,104	-41.0%
Funding from reserves	-	217,255	283,288	30.4%
Total funding for Flood Control Capital	1,157,389	5,682,775	4,461,223	-21.5%
Capital Projects				
Fanshawe Dam	658,999	1,139,866	20,017	-98.2%
Wildwood Dam	1,910	220,685	175,124	-20.6%
Pittock Dam	-	41,339	65,040	57.3%
London Dykes	1,079,292	3,195,600	3,394,901	6.2%
St Marys Floodwall	575,837	738,513	444,558	-39.8%
RT Orr Dam	968	14,284	100,025	600.3%
Mitchell Dam	110	30,000	30,021	0.1%
Small Dams	1,354	6,127	109,618	1689.1%
Transfer to structure reserves	-	225,000	125,000	
Total Flood Control Capital Spending	2,318,469	5,611,414	4,464,304	
Net Flood Control Capital Budget	(1,161,080)	71,360	(3,081)	
Capital Funding for Other Capital needs				
Capital Maintenance Reserve	27,312	168,324	171,690	2.0%
	27,312	168,324	171,690	2.0%
Land Improvements	108,400	176,000	50,000	-71.6%
Buildings and Building Systems	-	50,000	20,000	-60.0%
Infrastructure	50,406	70,000	50,000	-28.6%
Furniture and Fixtures	7,876	50,000	67,000	34.0%
Vehicles and Equipment	131,323	104,500	255,000	144.0%
Technology Equipment	78,712	110,000	100,000	-9.1%
	376,717	560,500	542,000	-3.3%
Net Other Capital Budget	(349,405)	(392,176)	(370,310)	
Surplus (Deficit) in Capital Spending Activities	(1,510,486)	(320,816)	(373,391)	0.0%

2019 Draft Budget: Mission Centres

November 2018

Water & Information Management - All Activities Except Capital

	2018 YTD Total	2018 Budget	2019 Budget	Change from last year	Notes
Revenues					
Municipal Levies	1,651,905	1,624,822	1,662,203	2.2%	
Government Transfer Payments	322,068	322,068	322,064	-0.0%	
Contracts	186,095	565,700	768,800	35.9%	
User Fees	150	-	60,000	100.0%	New services agreement arranged
All Others incl deferred amounts	45,629	180,400	54,662	-69.7%	
Total Revenues	2,205,847	2,692,990	2,867,729	6.5%	
Operating Expenditures					
Wages, Benefits, Per Diems	1,089,070	1,393,766	1,271,368	-8.8%	
Training	6,915	26,350	4,900	-81.4%	Reflects actuals better
Legal, Audit, Insurance	28,683	32,366	23,000	-28.9%	Apportionment changed
Services	35,568	55,000	57,000	3.6%	
Computers, Property and Utilities	188,264	210,607	214,725	2.0%	
Supplies	27,047	140,350	87,550	-37.6%	
Depreciation Expenses	267,683	248,009	457,461	84.5%	Recent works at Fanshawe and other
Allocated Costs	433,771	580,126	531,242	-8.4%	dams
Total Operating Expenditures	2,077,000	2,686,574	2,647,246	-1.5%	
Capital Expenditures	60,323	-	-	0.0%	
Desired Transfers to Reserves	-	113,007	57,836	-48.8%	
Surplus (deficit)	68,525	(106,591)	162,647	-252.6%	

Water & Information Management - Capital Activities Only

	2018 YTD Total	2018 Budget	2019 Budget	Change from last year	Notes
Revenues					
Municipal Levies	707,907	2,189,754	1,774,604	-23.4%	Reflects change in capital projects
Contracts	470,251	3,275,766	2,403,331	-26.6%	
All Others incl deferred amounts	(88,109)	217,255	283,288	30.4%	
Total Revenues	1,090,049	5,682,775	4,461,223	-21.5%	
Operating Expenditures					
Wages, Benefits, Per Diems	131,381	188,921	257,879	36.5%	
Services	484,787	4,327,219	3,575,275	-17.4%	Water & Erosion Control Infrastructure
Computers, Property and Utilities	1,804,410	824,014	473,964	-42.5%	projects for contractors
Supplies	(102,109)	46,260	32,186	-30.4%	
Total Operating Expenditures	2,318,469	5,386,414	4,339,304	-19.4%	
Desired Transfers to Reserves	-	225,000	125,000	-44.4%	
Surplus (deficit)	(1,228,420)	71,360	(3,081)	-104.3%	

2019 Draft Budget: Mission Centres

November 2018

Lands & Facilities

	2018 YTD Total	2018 Budget	2019 Budget	Change from last year	Notes
Revenues					
Municipal Levies	591,579	591,579	589,479	-0.4%	
Contracts	863,722	913,243	801,045	-12.3%	
User Fees	4,571	2,100	2,000	-4.8%	
All Others incl deferred amounts	986,679	1,982,000	-	-100.0%	2018 skewed by major land transaction
Total Revenues	2,446,551	3,488,922	1,392,524	-60.1%	
Operating Expenditures					
Wages, Benefits, Per Diems	705,596	942,748	890,698	-5.5%	
Training	5,562	8,850	9,100	2.8%	
Legal, Audit, Insurance	11,232	32,575	12,900	-60.4%	Planned reduced need for land legal work
Services	1,914,015	1,969,200	35,000	-98.2%	
Computers, Property and Utilities	72,700	124,986	77,200	-38.2%	
Supplies	47,070	98,400	42,800	-56.5%	
Flow Through Expenses	-	9,000	8,000	-11.1%	
Depreciation Expenses	14,643	17,572	17,572	0.0%	
Allocated Costs	334,237	437,942	362,672	-17.2%	
Total Operating Expenditures	3,105,054	3,641,273	1,455,942	-60.0%	
Surplus (deficit)	(658,503)	(152,351)	(63,418)	-58.4%	

Conservation Areas

	2018 YTD Total	2018 Budget	2019 Budget	Change from last year	Notes
Revenues					
Municipal Levies	202,087	109,830	112,027	2.0%	
Contracts	743,247	703,287	828,119	17.7%	Includes new Woodstock management agreement
User Fees	3,596,608	3,557,759	3,668,699	3.1%	Estimate only - 2019 fees not set yet
All Others incl deferred amounts	300	88,000	150,000	70.5%	Funding user survey and capacity needs
Total Revenues	4,542,242	4,458,876	4,758,845	6.7%	
Operating Expenditures					
Wages, Benefits, Per Diems	1,728,836	1,986,878	2,020,429	1.7%	
Training	12,032	17,250	16,200	-6.1%	Staff training still to be finalized
Legal, Audit, Insurance	72,382	107,250	107,000	-0.2%	
Services	139,226	308,111	161,000	-47.7%	Refining plans for contract services
Computers, Property and Utilities	696,641	886,200	924,120	4.3%	
Supplies	230,578	376,907	360,700	-4.3%	
Depreciation Expenses	65,694	76,301	76,373	0.1%	
Allocated Costs	605,548	785,907	977,702	24.4%	
Total Operating Expenditures	3,550,937	4,544,804	4,643,524	2.2%	
Capital Expenditures	158,806	296,000	150,000	-49.3%	
Surplus (deficit)	832,500	(381,928)	(34,679)	-90.9%	

2019 Draft Budget: Mission Centres

November 2018

Environmental Planning & Regulations

	2018 YTD Total	2018 Budget	2019 Budget	Change from last year	Notes
Revenues					
Municipal Levies	710,000	710,000	871,839	18.6%	
Government Transfer Payments	28,952	28,952	28,952	0.0%	
Contracts	471,597	717,497	795,359	10.9%	Includes Source Water Protection program
User Fees	186,802	195,000	205,000	5.1%	
All Others incl deferred amounts	305,266	303,278	85,381	-71.8%	Risk Management Services reducing carryforwards
Total Revenues	1,702,617	1,954,727	1,986,531	1.6%	
Operating Expenditures					
Wages, Benefits, Per Diems	899,744	1,198,710	1,212,880	1.2%	
Training	4,087	10,600	13,500	27.4%	New staff training needs
Legal, Audit, Insurance	9,860	22,000	27,000	22.7%	Legal fees for appeals increasing
Services	137,942	185,975	171,500	-7.8%	
Computers, Property and Utilities	19,785	25,400	27,750	9.3%	
Supplies	7,428	7,750	8,400	8.4%	
Allocated Costs	313,491	408,153	380,687	-6.7%	
Total Operating Expenditures	1,392,338	1,858,588	1,841,717	-0.9%	
Surplus (deficit)	310,279	96,139	144,814	50.6%	

Watershed Planning, Research & Monitoring

	2018 YTD Total	2018 Budget	2019 Budget	Change from last year	Notes
Revenues					
Municipal Levies	696,142	695,408	697,997	0.4%	
Contracts	229,056	174,875	130,800	-25.2%	Uncertainty surrounding available provincial contracts
User Fees	40	-	-	0.0%	
All Others incl deferred amounts	19,007	10,941	10,000	-8.6%	
Total Revenues	944,245	881,224	838,797	-4.8%	
Operating Expenditures					
Wages, Benefits, Per Diems	567,526	715,363	706,348	-1.3%	
Training	1,308	5,250	5,250	0.0%	
Services	89,482	23,000	18,000	-21.7%	Reduction in services from reduction in grants
Computers, Property and Utilities	6,473	10,500	8,500	-19.0%	
Supplies	13,187	15,001	16,000	6.7%	
Depreciation Expenses	1,813	2,176	2,176	0.0%	
Allocated Costs	200,004	265,193	260,748	-1.7%	
Total Operating Expenditures	879,793	1,036,483	1,017,022	-1.9%	
Surplus (deficit)	64,452	(155,259)	(178,225)	14.8%	

2019 Draft Budget: Mission Centres

November 2018

Conservation Services

	2018 YTD Total	2018 Budget	2019 Budget	Change from last year	Notes
Revenues					
Municipal Levies	614,538	614,538	740,102	17.0%	Considerable Targets funding here
Contracts	1,047,609	774,040	819,750	5.9%	
User Fees	129,221	130,000	151,500	16.5%	Increasing landowner fees due to tree price increases
All Others incl deferred amounts	569,875	794,698	414,744	-47.8%	
Total Revenues	2,361,243	2,313,276	2,126,096	-8.1%	
Operating Expenditures					
Wages, Benefits, Per Diems	587,309	750,378	795,536	6.0%	
Training	1,044	1,000	9,000	800.0%	New staff training required
Services	12,668	62,800	40,700	-35.2%	
Computers, Property and Utilities	56,530	50,675	187,603	270.2%	
Supplies	204,693	291,130	423,133	45.3%	
Flow Through Expenses	25,363	73,500	243,361	231.1%	Landowner incentives from Environment & Climate
Depreciation Expenses	2,002	2,403	2,403	0.0%	Change Canada programs
Allocated Costs	350,984	457,906	408,911	-10.7%	
Total Operating Expenditures	1,240,593	1,689,792	2,110,647	24.9%	
Capital Expenditures	10,000	-	-	0.0%	
Surplus (deficit)	1,110,651	623,484	15,449	-97.5%	

Community Partnerships

	2018 YTD Total	2018 Budget	2019 Budget	Change from last year	Notes
Revenues					
Municipal Levies	610,200	610,200	660,773	7.7%	
Contracts	513,494	599,830	264,930	-55.8%	Uncertainty on many provincial contracts
User Fees	142,111	129,700	145,000	11.8%	
All Others incl deferred amounts	7,992	8,935	98,500	1002.4%	
Total Revenues	1,273,797	1,348,665	1,169,203	-13.3%	
Operating Expenditures					
Wages, Benefits, Per Diems	613,251	815,513	692,664	-15.1%	Staff hours to be reduced
Training	3,342	4,200	4,100	-2.4%	
Services	19,415	28,250	14,150	-49.9%	Fewer and smaller programs undertaken
Computers, Property and Utilities	102,898	71,520	47,220	-34.0%	
Supplies	77,084	111,430	118,120	6.0%	
Flow Through Expenses	30,783	9,350	31,700	239.0%	
Depreciation Expenses	1,202	1,442	1,442	0.0%	
Allocated Costs	304,138	406,691	347,330	-14.6%	
Total Operating Expenditures	1,152,113	1,448,396	1,256,726	-13.2%	
Surplus (deficit)	121,683	(99,731)	(87,523)	-12.2%	

2019 Draft Budget: Mission Centres

November 2018

Service Cost Centres

	2018 YTD Total	2018 Budget	2019 Budget	Change from last year	Notes
Revenues					
Municipal Levies	58,034	200,724	204,738	2.0%	
Contracts	1,374	-	1,500	100.0%	Rental revenue for WCC meeting space
User Fees	3,668	3,300	3,300	0.0%	
All Others incl deferred amounts	100,868	122,000	127,100	4.2%	
Total Revenues	163,944	326,024	336,638	3.3%	
Operating Expenditures					
Wages, Benefits, Per Diems	1,615,093	2,066,300	2,067,331	0.0%	
Training	19,091	40,900	39,300	-3.9%	More accurately reflects actuals
Legal, Audit, Insurance	207,110	205,851	205,394	-0.2%	
Services	39,491	32,250	47,000	45.7%	Added investment management fees
Computers, Property and Utilities	376,248	444,975	441,000	-0.9%	
Supplies	153,054	188,500	180,350	-4.3%	
Depreciation Expenses	395,702	480,543	472,055	-1.8%	
Allocated Costs	(2,542,172)	(3,354,951)	(3,269,291)	-2.6%	
Total Operating Expenditures	263,618	104,368	183,139	75.5%	
Capital Expenditures	147,588	264,500	392,000	48.2%	
Desired Transfers to Reserves	52,400	52,400	52,400	0.0%	
Surplus (deficit)	(299,662)	(95,244)	(290,901)	205.4%	

All Units, All Activities

	2018 YTD Total	2018 Budget	2019 Budget	Change from last year	Notes
Revenues					
Municipal Levies	5,842,392	7,346,855	7,313,762	-0.5%	
Government Transfer Payments	351,020	351,020	351,016	-0.0%	Assumes MNRF transfer payment continues
Contracts	4,526,446	7,724,238	6,813,634	-11.8%	Other provincial grants expected to decline
User Fees	4,063,171	4,017,859	4,235,499	5.4%	
All Others incl deferred amounts	1,947,507	3,707,507	1,223,675	-67.0%	Less use of reserves planned for 2019
Total Revenues	16,730,536	23,147,479	19,937,586	-13.9%	
Operating Expenditures					
Wages, Benefits, Per Diems	7,937,807	10,058,577	9,915,133	-1.4%	Reflects planned staff reductions
Training	53,381	114,400	101,350	-11.4%	
Legal, Audit, Insurance	329,267	400,042	375,294	-6.2%	
Services	2,872,594	6,991,805	4,119,625	-41.1%	All flood control capital contracts are here
Computers, Property and Utilities	3,323,949	2,648,877	2,402,082	-9.3%	
Supplies	658,032	1,275,728	1,269,239	-0.5%	
Flow Through Expenses	56,146	91,850	283,061	208.2%	New landowner incentive programs in 2019
Depreciation Expenses	748,738	828,446	1,029,482	24.3%	
Allocated Costs	-	(13,033)	1	-100.0%	
Total Operating Expenditures	15,979,915	22,396,692	19,495,267	-13.0%	
Capital Expenditures	376,717	560,500	542,000	-3.3%	These are not flood control related
Desired Transfers to Reserves	52,400	390,407	235,236	-39.7%	
Surplus (deficit)	321,505	(200,121)	(334,917)	67.4%	

2019 Draft Flood Control Capital Levy

November 2018



The UTRCA operates and manages a number of water and erosion control structures on behalf of its member municipalities. The operation and maintenance costs for these structures are apportioned to municipalities on a beneficiary pays basis. The UTRCA also maintains and operates a number of recreation dams on behalf of member municipalities. The benefiting municipality for these recreational structures is the municipality within which they are located. Capital maintenance of all of these structures is funded in the same proportions as operating, as shown in the table below.

The UTRCA Board of Directors has approved a 20 Year Capital Maintenance Plan for Water and Erosion Control Structures. This long term plan has been developed to coordinate the timing and financing of major capital repairs to the water and erosion control structures. The plan is reviewed and updated annually, to maintain a rolling 20 year estimate for planning and financing purposes.

With the plan in place, the UTRCA is able to leverage the municipal contributions to pursue senior government funding support for specific projects. The long term cost projections are also used to lobby senior levels of government to continue providing major capital repair grant programs, such as Ontario's Water and Erosion Control Infrastructure program. In 2019, the UTRCA has again obtained funding from the National Disaster Mitigation Program for Major Capital Maintenance Projects.

The amounts for the annual fixed contributions from the affected municipalities have been calculated based on long term flood control capital repair estimates. The 20 Year Capital Maintenance Plan includes provisions for reviews and for the adjustment of the municipal contributions, depending on updated studies and cost estimates. The 2019 Draft Flood Control Capital Levy is described in the following table.

Flood Control Capital Levy Summary

Municipality	Structure	Apportionment	2019 FC Capital Levy Total
Oxford County	Wildwood Dam	0.97%	\$125,000
	Pittock Dam	62.07%	
	Ingersoll Channel	100.00%	
City of London	Fanshawe Dam	100.00%	\$1,486,104
	Wildwood Dam	83.96%	
	Pittock Dam	36.86%	
	London Dykes & Erosion Control Structures	100.00%	
	Springbank Dam	100.00%	
Town of St. Marys	St. Marys Floodwall	100.00%	\$102,000
	Wildwood Dam	14.10%	
City of Stratford	RT Orr Dam & Channel	100.00%	\$50,000
Municipality of West Perth	Fullarton Dam	100.00%	\$5,000
Township of Zorra	Embro Dam	100.00%	\$1,500
	Harrington Dam	100.00%	\$5,000
Total Flood Control Capital Levy			\$1,774,604

2019 Draft Flood Control Capital Levy

2019 UTRCA Draft Budget: Municipal Levy

November 2018

			Current Year Operations																Capital Investments						2019 Totals			
			General Levy		Operating Reserve Levy		Dam and Flood Control Levy (see table below for details)		Specific Project Funding		Env Targets Year 3 of 4	Total Municipal Operational Funding		Year over Year Increase		Capital Maintenance		Flood Control Capital Levy			Total Municipal Capital Funding		Year over Year Increase		Total Municipal Funding for Operations and Capital		Year over Year Increase	
Municipality	2018 CVA	2019 CVA	2018	2019	2018	2019	2018	2019	2018	2019	2019	2018	2019	\$	%	2018	2019	Structure	2018	2019	2018	2019	\$	%	2018	2019	\$	%
Oxford County	16.373	16.551	573,096	590,927	5,305	5,470	194,300	185,042			47,690	772,701	829,129	56,428	7.3%	27,560	28,111	WWD & PTTK Dams	124,407	125,000	151,967	153,111	1,144	0.8%	924,668	982,240	57,572	6.2%
London	65.045	64.698	2,276,729	2,309,891	21,075	21,382	854,866	857,719	105,000	105,000	186,415	3,257,670	3,480,407	222,737	6.8%	109,485	111,675	Total Structures ¹	1,906,526	1,486,104	2,016,011	1,597,779	(418,232)	-20.7%	5,273,681	5,078,186	(195,495)	-3.7%
Lucan/Biddulph	0.309	0.318	10,827	11,350	100	105	2,176	2,018			916	13,103	14,388	1,285	9.8%	521	531				521	531	10	2.0%	13,624	14,920	1,296	9.5%
Thames Centre	3.157	3.217	110,499	114,848	1,023	1,063	27,272	25,585			9,269	138,794	150,764	11,970	8.6%	5,314	5,420				5,314	5,420	106	2.0%	144,108	156,185	12,077	8.4%
Middlesex Centre	2.287	2.287	80,051	81,637	741	756	16,068	14,501			6,588	96,860	103,483	6,623	6.8%	3,850	3,927				3,850	3,927	77	2.0%	100,710	107,410	6,700	6.7%
Stratford	7.322	7.285	256,292	260,097	2,372	2,408	125,219	121,533			20,991	383,883	405,028	21,144	5.5%	12,325	12,572	RT Orr Dam		50,000	12,325	62,572	50,247	407.7%	396,208	467,599	71,391	18.0%
Perth East	1.326	1.373	46,402	49,012	430	454	11,861	11,298			3,955	58,693	64,720	6,027	10.3%	2,231	2,276				2,231	2,276	45	2.0%	60,924	66,996	6,072	10.0%
West Perth	1.365	1.419	47,769	50,651	442	469	47,956	43,583			4,088	96,167	98,791	2,624	2.7%	2,297	2,343	Fullarton Dam		5,000	2,297	7,343	5,046	219.7%	98,464	106,134	7,670	7.8%
St. Marys	1.532	1.509	53,632	53,882	496	499	41,792	27,396			4,348	95,920	86,125	(9,795)	-10.2%	2,579	2,631	St. Marys Floodwall	100,000	102,000	102,579	104,631	2,052	2.0%	198,499	190,756	(7,744)	-3.9%
Perth South	1.087	1.143	38,037	40,812	352	378	7,622	7,229			3,294	46,011	51,712	5,701	12.4%	1,829	1,866				1,829	1,866	37	2.0%	47,840	53,577	5,737	12.0%
S Huron/Usborne	0.198	0.200	6,917	7,148	64	66	1,384	1,265			577	8,365	9,056	691	8.3%	333	340				333	340	7	2.0%	8,698	9,396	698	8.0%
Zorra		0		-	-	-	15,000	8,500			-	15,000	8,500	(6,500)	-43.3%			- Harrington \$5,000 Embro \$1,500		6,500	-	6,500	6,500		15,000	15,000	-	0.0%
SW Oxford				-	-	-	5,610	5,610			-	5,610	5,610	-	0.0%		-				-	-	-		5,610	5,610	-	0.0%
Total	100	100	3,500,251	3,570,256	32,400	33,048	1,351,126	1,311,279	105,000	105,000	288,130	4,988,777	5,307,713	318,936	6.4%	168,324	171,690		2,130,933	1,774,604	2,299,257	1,946,294	(352,963)	-15.4%	7,288,034	7,254,008	(34,026)	-0.5%

¹Total City of London Structures (Flood Control Capital Levy)

Fanshawe Dam	10,000
Wildwood & Pittock Dams	120,000
London Dykes	1,356,104
Total London Structures	1,486,104

2019 UTRCA Draft Budget: Dam & Flood Control Levy - Details

Municipality	2018 CVA	2019 CVA	Flood Forecasting	Plan & Tech Studies	Small Holdings	Wildwood Dam		Pittock Dam		100% Structures		2018	2019
			\$	\$	\$	%	\$	%	\$	Structure	\$		
Oxford County	16.373	16.551	94,896	6,835	1,134	0.97	1,095	62.07	58,582	Ingersoll Channel	22,500	194,300	185,042
London	65.045	64.698	370,940	26,718	4,432	83.91	94,757	36.81	34,741	Total Structures ²	326,131	854,866	857,719
Lucan/Biddulph	0.309	0.318	1,823	131	22	0.02	23	0.02	19			2,176	2,018
Thames Centre	3.157	3.217	18,443	1,328	220	0.19	215	0.19	179	Dorchester Mill Pond Dam & Dorchester CA Dam (\$2,600 ea)	5,200	27,272	25,585
Middlesex Centre	2.287	2.287	13,110	944	157	0.14	158	0.14	132			16,068	14,501
Stratford	7.322	7.285	41,768	3,009	499	0.44	497	0.44	415	RT Orr Dam & Channel	75,345	125,219	121,533
Perth East	1.326	1.373	7,871	567	94	0.08	90	0.08	76	Shakespeare Dam	2,600	11,861	11,298
West Perth	1.365	1.419	8,134	586	97	0.08	90	0.08	76	Mitchell Dam (\$32,000) & Fullarton Dam (\$2,600)	34,600	47,956	43,583
St. Marys	1.532	1.509	8,653	623	103	14.10	15,923	0.10	94	St. Marys Floodwall	2,000	41,792	27,396
Perth South	1.087	1.143	6,554	472	78	0.06	68	0.06	57			7,622	7,229
South Huron/Usborne	0.198	0.200	1,148	83	14	0.01	11	0.01	9			1,384	1,265
Zorra							-			Harrington Dam & Embro Dam	8,500	15,000	8,500
South West Oxford							-			Centreville Dam	5,610	5,610	5,610
Total Member Municipalities	100.00	100.00	573,340	41,296	6,850	100.00	112,927	100.00	94,380		482,486	1,351,126	1,311,279

²Total City of London Structures (Dam & Flood Control Levy)

Fanshawe Dam	300,825
Springbank Dam	14,616
London Dykes/Erosion Control	10,690
Total London Structures	326,131



**Corporation of the Municipality of South Huron
Community Hub/Recreation Project Steering Advisory Committee
Minutes
October 9, 2018
7:00 PM – 9:00 PM
Carling Room**

Present:

Chair, Dawn Rasenburg
Vice Chair, Mike Ondrejicka
Councillor Craig Hebert
Ron Mayer
Darlene McKaig
Craig Ivatts
Robert Oud
Peter Hrudka

Staff:

Dan Best, CAO
Scott Currie, Recording Secretary

Regrets:

Mayor Maureen Cole, Ex-Officio
Councillor Ted Oke

1. Call To Order:

The Chair called the meeting to order at 7:02 PM

2. Agenda

Recommendation:

That the Agenda for October 9, 2018 be approved, as presented.

Motion: 57-2018

Moved: Ivatts

Second: Ondrejicka

Disposition: Carried

3. Disclosure of Pecuniary Interest and the General Nature Thereof

4. Minutes

Recommendation:

That the minutes of September 11, 2018 be adopted as presented or amended.

Motion: 58-2018

Moved: Hrudka

Second: McKaig

Disposition: Carried

5. Business Arising

6. Business to be Discussed

6.1 LeisurePlan International Final Report

- The Committee identified questions that they would like to ask the author when he delivers his report workshop presentation
 - How do these results compare to data collected in other communities?
 - Can we get a breakdown of data by geography within South Huron? For example, it might help interpretation of report section 3.5.2 A regarding memberships
 - Page 3, can we get confirmation that the survey involved landlines and cell
 - Page 14, 28.9% of respondents are members of YMCAs – do we know where?
 - Can we get confirmation of primary and secondary market definitions
 - Given the shape of our municipality – long and narrow, are the primary and secondary market estimate ranges overly conservative?
 - Given the variance within the capture rates, what methodology would LeisurePlan International recommend for the Committee to base pro-forma designs on (i.e., mean or conservative values)
 - 4.4.3 re: participation rates, “...the success of the programming is specifically based on maximizing memberships for those 65+” – can this be explained further?
- Committee members can identify further questions about the study and forward to Scott at scurrie@southhuron.ca by October 15th. Scott will consolidate and forward to LeisurePlan so they are prepared for the workshop.

Recommendation:

That the final report from LeisurePlan International be received by the Project Steering Committee for information.

Motion: 59-2018

Moved: Ivatts

Second: Hrudka

Disposition: Carried

6.2 Fundraising Feasibility RFP: status update

- The RFP has been issued with a closing date of October 19th, at 4:00 PM. Inquiries from applicants have been received by staff who will keep the Committee informed.
- The RFP submissions will be opened by staff at 5:00 PM on October 23rd with Councillor Hebert present.

7. Work Plan Review

8. Committee Updates

9. Correspondence

10. Key Messages

- The committee received the market feasibility final report from LeisurePlan International for information.
- The final report from Leisure Plan International is available to the public on the Municipal website at **SouthHuron.ca**

11. Adjournment

Recommendation:

That the Community Hub/Recreation Project Steering Advisory Committee hereby adjourn at 7:52 PM to meet again on October 23, 2018 at 7:00 pm or at the Call of the Chair.

Motion: 60-2018

Moved: Ondrejicka

Second: Mayer

Disposition: Carried



**Corporation of the Municipality of South Huron
Community Hub/Recreation Project Steering Advisory Committee**

**Agenda
October 23rd, 2018
7:00 PM – 9:00 PM
Carling Room**

Present:

Chair, Dawn Rasenburg
Vice Chair, Mike Ondrejicka
Councillor Craig Hebert
Councillor Ted Oke
Ron Mayer
Craig Ivatts
Robert Oud
Peter Hrudka

Staff:

Dan Best, CAO
Scott Currie, Recording Secretary

Regrets:

Darlene McKaig
Mayor Maureen Cole, Ex-Officio

1. Call To Order

The Chair called the meeting to order at 7:05 PM

2. Agenda

Recommendation:

That the Agenda for October 23rd, 2018 be approved as amended.

Motion: 61-2018

Moved: Oud

Second: Ivatts

Disposition: Carried

3. Disclosure of Pecuniary Interest and the General Nature Thereof

None.

4. Minutes

Recommendation:

That the minutes of October 9th, 2018 be adopted as presented.

Motion: 62-2018

Moved: Hrudka

Second: Mayer

Disposition: Carried

5. Business Arising

John Stevenson of LeisurePlan International is available to present the report workshop on November 13th at 7:00 PM.

6. Business to be Discussed

6.1 Pro forma options report presented by the YMCA

Recommendation:

That the Community Hub / Rec Centre facility pro forma options report presented by the YMCA be received by the Project Steering Committee for information.

Motion: 63-2018

Moved: Oke

Second: Oud

Disposition: Carried

7. Work Plan Review

The YMCA has completed two focus groups and intends to finalize all sessions by the end of the year.

The Fundraising Feasibility Study RFP closed on Friday at 4:00 PM and seven (7) proposals have been received. The Submission Review Subcommittee has so far reviewed three proposals and will meet next Thursday to review the remaining proposals. The intention is to have a report to council in November.

8. Committee Updates

8.1 With regret, Darlene McKaig has resigned from the Project Steering Committee due to a personal time conflict, effective immediately. The Project Steering Committee sincerely appreciates Darlene's contribution to the project and wishes her well.

9. Correspondence

- Addressed to the Chair, the Committee received Darlene McKaig's letter of resignation.

10. Key Messages

- The Committee received a report from the YMCA that outlines two preliminary models of what a new community hub / recreation centre could include: one model has an aquatics facility and one does not.
- This report does not address an arena or walking track, as these will be modelled later in the project.
- The conceptual models provided by the YMCA are based on a conservative estimate of the expected market demand for memberships and facility usage by regional residents.
- The Committee is continuing its mission to gather information that explores the feasibility of developing a new community hub / recreation centre.
- No decisions on the proposed new facility have been made. All information gathered by the Committee will be presented to South Huron Council for decision.

11. Adjournment

Recommendation:

That the Community Hub/Recreation Project Steering Advisory Committee hereby adjourn at 8:13 PM to meet again on November 13th, 2018 at 7:00 PM or at the Call of the Chair.

Motion: 64-2018

Moved: Mayer

Second: Ivatts

Disposition: Carried



**Corporation of the Municipality of South Huron
Community Hub / Recreation Project Steering Advisory Committee**

**Agenda
November 13th, 2018
7:00 PM – 9:00 PM
Carling Room**

Present:

Chair, Dawn Rasenburg
Councillor Craig Hebert
Councillor Ted Oke
Ron Mayer
Craig Ivatts
Robert Oud
Peter Hrudka

Staff:

Dan Best, CAO
Scott Currie, Recording Secretary

Regrets:

Mayor Maureen Cole, Ex-Officio
Vice Chair, Mike Ondrejicka

1. Call To Order

The Chair called the meeting to order at 7:07 PM.

2. Agenda

Recommendation:

That the Agenda for November 13th, 2018 be approved, as presented.

Motion: 65-2018

Moved: Oke

Second: Oud

Disposition: Carried

3. Disclosure of Pecuniary Interest and the General Nature Thereof

None.

4. Minutes

Recommendation:

That the minutes of October 23rd, 2018 be adopted as presented.

Motion: 66-2018

Moved: Hrudka

Second: Hebert

Disposition: Carried

5. Business Arising

- The Committee requests that an acknowledgment letter be drafted thanking Darlene McKaig for her service to the project.

6. Business to be Discussed

6.1 LeisurePlan International Final Report Workshop

- The Committee received LeisurePlan's final report at the October 9th meeting
- In advance of the report workshop, the Committee sent a list of questions to LeisurePlan on October 16th.
- John Stevenson and Norma Draper from LeisurePlan delivered a presentation that explained the results of the report and answered the Committee's questions.

6.2 Focus Group Sessions Update

- The YMCA has a plan to deliver the remaining Focus Group sessions in late November and early December.
- Invitations to stakeholders will be distributed this week.

6.3 Fundraising Feasibility Study RFP Update

- A report with a recommendation is planned to go to Council on December 17th.

7. Work Plan Review

8. Committee Updates

- Staff will report on the project's webpage traffic at the next meeting.

9. Correspondence

None.

10. Key Messages

- The Project Steering Committee received a follow-up presentation from LeisurePlan International that explained the results of their study.
- The Committee is continuing its mission to gather information that explores the feasibility of developing a new community hub / recreation centre.
- No decisions on the proposed new facility have been made. All information gathered by the Committee will be presented to South Huron Council for decision.

11. Adjournment

Recommendation:

That the Community Hub/Recreation Project Steering Advisory Committee hereby adjourn at 8:47 PM to meet again on November 27th, 2018 at 7:00 PM or at the Call of the Chair.

Motion: 67-2018

Moved: Hrudka

Second: Oke

Disposition: Carried

October 16, 2018

LeisurePlan International Final Report
Project Steering Committee Questions

The Project Steering Committee received the final report from LeisurePlan International at the October 9th meeting. The following questions have been identified for further discussion at the upcoming report workshop.

1. How do these results compare to data collected in other communities?
2. Can we get a breakdown of data by geography within South Huron? For example, it might help interpretation of report section 3.5.2 A regarding memberships
3. Page 3, can we get confirmation that the survey involved landlines and cell
4. Page 14, 28.9% of respondents are members of YMCAs – do we know where?
5. Can we get confirmation of primary and secondary market definitions
6. Given the shape of our municipality – long and narrow, are the primary and secondary market estimate ranges overly conservative?
7. Given the variance within the capture rates, what methodology would LeisurePlan International recommend for the Committee to base pro-forma designs on (i.e., mean or conservative values)
8. 4.4.3 re: participation rates, “...the success of the programming is specifically based on maximizing memberships for those 65+” – can this be explained further?
9. At the committee meeting the other night I asked what does “Secondary Market Segment” and someone said it was outside the 20 Km circle. However in the report on Pg 64 and again on Pg 72 the report defines this as being “somewhat likely” to join as a member – am I correct in assuming the report is correct, as a participant right in Exeter could be “somewhat likely” to join.
10. Some of the stats involving males vs females; the females nearly double the number of males; is that because the survey was done during the day and therefore, more women would be available to answer the survey than men. Or in Leisure Plan experience what impact does that have on potential memberships. I am not clear on this statistic.
11. On page 64 it states that the population in 2016 (Canada Census) was 5,405 for the survey age group. Does that mean that South Huron has 5,000 people that are either < 20 or >65? I would be helpful to know the demographics of the 5,000. Maybe this survey should have covered 65+ after all.
12. We asked this question at the committee meeting the other night, but I would still like to ask Leisure Plan. What is the explanation for the large gap in range numbers? I.e. Pg 66, 900 – 1275 and chart near the bottom of the page, each category has a large gap in the list of ranges.
13. What are the definitions of Primary and Secondary Markets? Are these markets geographically based, or do they depict consumers who are "very likely" or "somewhat likely" to purchase a membership. If geographical, is there a map which shows primary and secondary areas?
14. What was the geographic boundary for the survey? Was it solely within South Huron?

October 16, 2018

LeisurePlan International Final Report
Project Steering Committee Questions

15. Factors perceived to be the most important to the decision to purchase a membership include the location of the facility, the ability to access **all** the programs, the provision of an indoor pool, and an indoor walking and running track. If any one of these features were not made available, how would the metrics of "very likely" and "somewhat likely" change?
16. Section 4.4.4 states (paraphrasing here) The size of the potential **secondary** market segments for adult and family membership is relatively small. That in previous market research these segments are typically larger than the potential primary market segments. As a result, the small size should be regarded as a significant concern, as industry trends indicate an average drop out rate of 70% to 75%, from the primary market segment. Can you share with us the data from previous market research? Over what time period does the average drop out rate occur, ie. a year, or other?
17. In the survey process, were both land-line and cell phone customers contacted? In South Huron, for landlines, 234, 235, 237 and 238 phone extensions are primarily geographic. Can you provide detailed data or mapping of the geographic locations where surveys were successfully completed, by primary and secondary markets?
18. Just some of my concerns from the report are in the conclusions of 4.43 and 4.44.

Municipality of South Huron

COMMUNITY HUB/ RECREATION CENTRE MARKET/FEASIBILITY STUDY

FINAL REPORT

**LeisurePlan
International Inc.**

Introduction

- In 2018 the Municipality of South Huron retained the consulting firm of LeisurePlan International Inc. to undertake a study involving a market research activity to establish a projection of the potential demand for the services, programs and activities, and associated facility components of a proposed “Community Hub/Recreation Centre”. The market research also examined the implications of a series of factors such as mode of access, price, and location on potential demand.

The Survey Research Methodology

- A telephone survey of a randomly selected, statistically valid and representative sample of the adult population of South Huron:
 - between 20-64 years of age; and
 - stratified by gender (males and females) and 2 age groups (20-39 years of age and 40-64 years of age).

*Although other population groups are important and will likely use the proposed facility, **adults 20-64 years of age** represent the **most important** market segment from a **financial** perspective.*

- The Market Area was comprised of the entire Municipality of South Huron. The way the telephone numbers were **collected*** and **selected**** ensured that all adults 20-64 years of age, regardless of where they reside in South Huron, were equally likely to receive a call, eliminating geographic bias.

* **collected** based on the municipal boundaries and nearest cellphone towers

** **selected** at random

*Therefore, the Primary Market Segment (**PMS**) and the Secondary Market Segment (**SMS**) are not based on geography, the **PMS** and the **SMS** are based on predicted future behaviour (i.e. likelihood of purchasing at a \$ fee).*

- Further measures to eliminate bias (e.g. age, gender, “out recreating”, etc.):
 - The calls are conducted during the daytime and evenings, during the week and on weekends; and
 - Each telephone number is called up to 8 times at different times and days before it is “discarded”.

- The survey had a confidence level of 95% and a margin of error of 7%....if the survey were repeated, 19 out of 20 times, the results would lie within a range of 7%.

Example of a 7% range:

6.5% ← 10% → 13.5%

Therefore, when we extrapolate the findings of the research to the adult population, we show a range based on the margin of error of the survey.

Any proformas should be based on the mid-point of the range; use the 7% range to test sensitivity.

The Analysis of Demand

Series of 5 steps:

1. General likelihood* of Adult Membership at the proposed facility assuming:

- An indoor aquatic centre with lap lanes and leisure pool, a gymnasium, a fitness conditioning centre, an indoor walking track and multi-purpose rooms.
- The provision of a wide variety of aquatic, fitness and recreation programs to residents of all ages and families.
- Access to all of the facility's aquatic, fitness, health and recreation programs and facilities.
- The price of membership would be "reasonable".
- A location in Exeter.

(* Very Likely – Somewhat Likely – Not Very Likely – Not At All Likely)

2. Effect of monthly fee on the likelihood of purchasing an Adult Membership at \$54 or \$52.

(Repeat Step 1 & Step 2 for Family Membership at \$115 or \$113)

3. Preference for **Adult** Membership compared to a **Family** Membership.
4. Extrapolation of survey results to the population of adults 20-64 that reside in the Market Area.
5. Application of capture/conversion rates to the potential market segments.

1. General likelihood of Adult Membership at the proposed facility

Likelihood	% of Total Respondents (n=254)
Very likely	43.7
Somewhat likely	23.2
Not very likely	14.2
Not at all likely	18.9

Reason for Not Being a Member at the Proposed Facility

- 33.1 % of respondents were “not very likely” or “not at all likely” to purchase an adult membership.

Reason	% of Respondents Not Likely to Purchase Membership (n=84)
Exeter is too far away	31.0
No time	15.5
The community can't afford to provide this facility	13.1
No interest	10.7

2. Effect of monthly fee on the likelihood of purchasing an Adult Membership at \$54 or \$52

Very Likely to Purchase Adult Membership	% of Total Respondents		Impact of Fee
	Before Fee	After Fee	
\$54	43.7%	32.7%	-25%
\$52	43.7%	33.5%	-23%

} Not a statistically significant difference

Somewhat Likely To Purchase Adult Membership	% of Total Respondents		Impact of Fee
	Before Fee	After Fee	
\$54	23.2%	13.4%	-42%
\$52	23.2%	13.8%	-41%

} Not a statistically significant difference

1. General likelihood of Family Membership at the proposed facility

Likelihood	% of Total Respondents (n=254)
Very likely	26.0
Somewhat likely	15.0
Not very likely	15.0
Not at all likely	44.1

2. Effect of monthly fee on the likelihood of purchasing a Family Membership at \$115 or \$113

Very Likely to Purchase Family Membership	% of Total Respondents		Impact of Fee
	Before Fee	After Fee	
\$115	26.0%	20.9%	-20%
\$113	26.0%	22.0%	-15%



Not a statistically significant difference

Somewhat Likely to Purchase Family Membership	% of Total Respondents		Impact of Fee
	Before Fee	After Fee	
\$115	15.0%	7.9%	-47%
\$113	15.0%	7.9%	-47%



Not a statistically significant difference

3. Preference Between **Adult** and **Family** Membership (Discrete)

Type of Membership	Likelihood of Purchasing Membership	Monthly Membership Fee	% of Total Respondents	
			BEFORE Preference	AFTER Preference
Adult	Very likely	\$54	32.7	20.1
		\$52	33.5	20.5
	Somewhat likely	\$54	13.4	9.8
		\$52	13.8	9.8
Family	Very likely	\$115	20.9	16.9
		\$113	22.0	17.7
	Somewhat likely	\$115	7.9	4.7
		\$113	7.9	4.7

4. Extrapolation of the survey results to the population of adults 20-64 that reside in the Market Area

Base population data for the Market Area

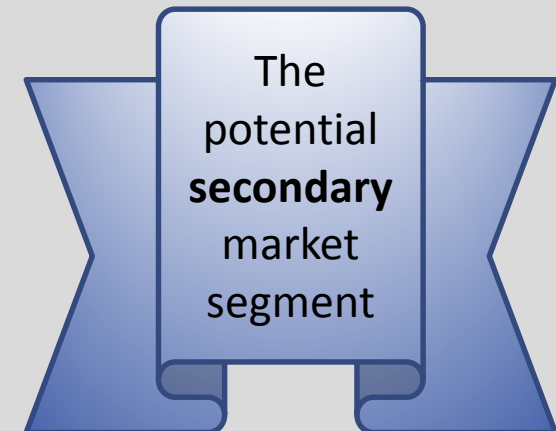
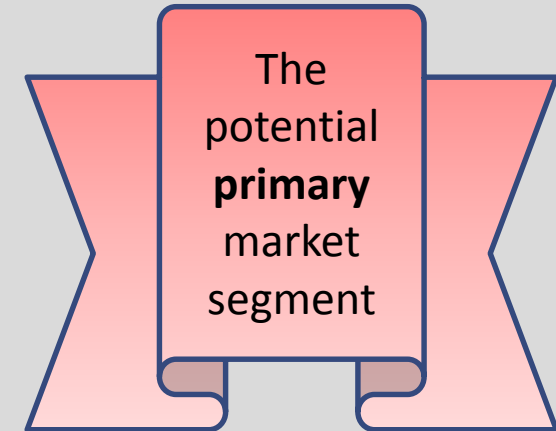
Total Population of Adults 20-64 Years of Age in the Market Area, 2016

Age Group	Gender	2016 Population*
20-39	Males	1,045
	Females	965
40-64	Males	1,655
	Females	1,740
Total		5,405

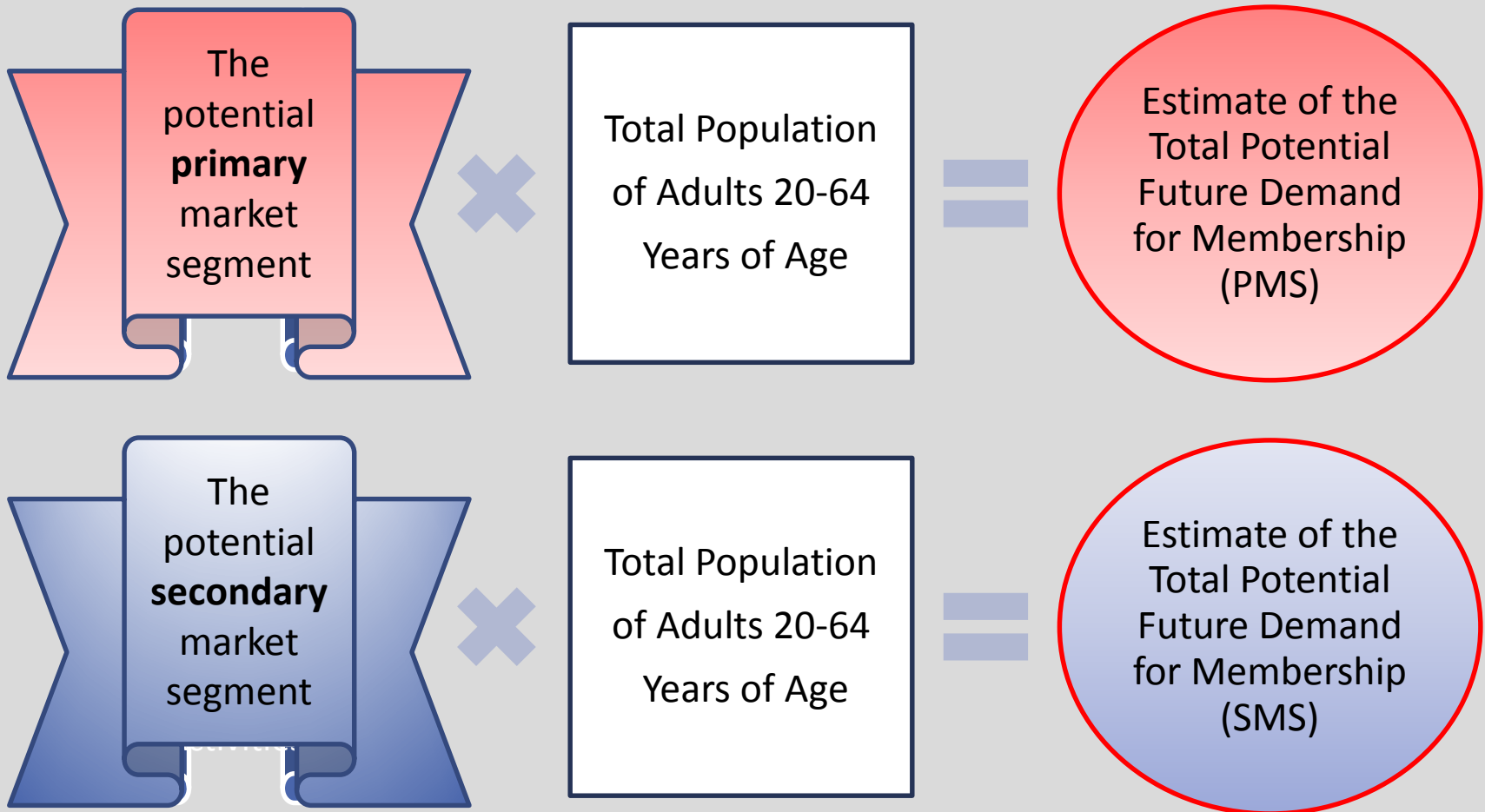
* Source: Statistics Canada 2016 Census

The market segments with the highest probability of potential membership purchase at the proposed facility are:

- Adults 20-64 years of age who are **very likely** to purchase an adult/family membership, pay monthly fee, and prefer adult/family membership
- Adults 20-64 years of age who are **somewhat likely** to purchase an adult/family membership, pay monthly fee, and prefer adult/family membership

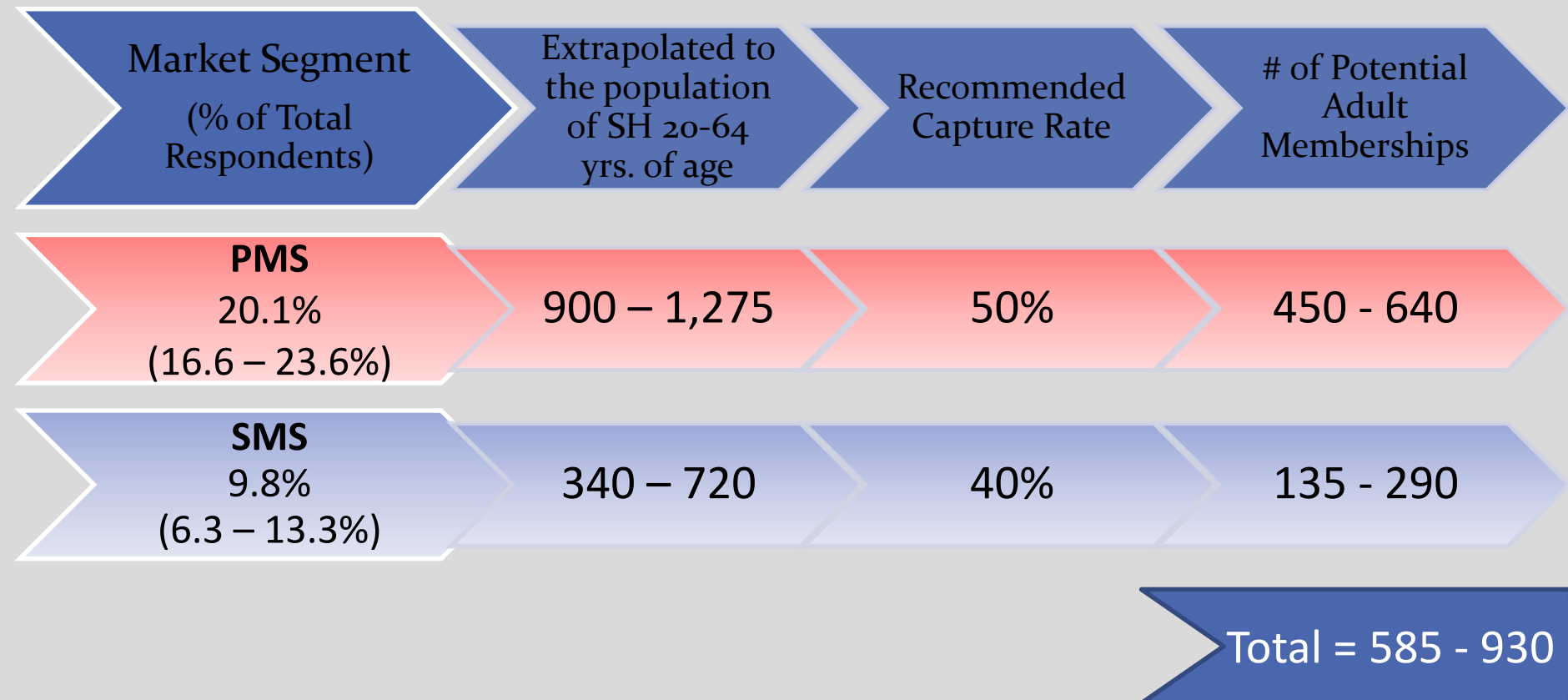


Total Potential Future Demand for Membership at the Proposed Facility



5. Application of capture/conversion rates to the potential market segments

Adult Membership (Discrete)



Family Membership (Discrete)

Market Segment
(% of Total
Respondents)

Extrapolated to
the population
of SH 20-64
yrs. of age

**Recommended
Capture Rate**

**# of Potential
Family
Memberships**

PMS

16.9%

(13.4 – 20.4%)

725 – 1,110

50%

360 - 550

SMS

4.7%

(1.2 – 8.2%)

65 – 445

40%

25 - 175

Total = 385 - 725

Conclusions

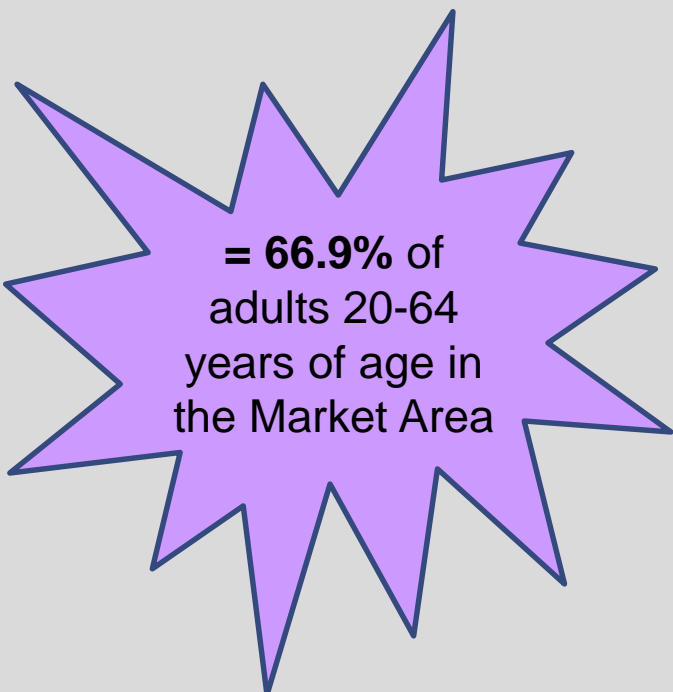
- Summary of the Size of the Potential Market for Membership at the Proposed Facility

**TOTAL
MEMBERSHIPS**

970 to 1,655 memberships

Significant General Level of Interest in Membership at the Proposed Facility

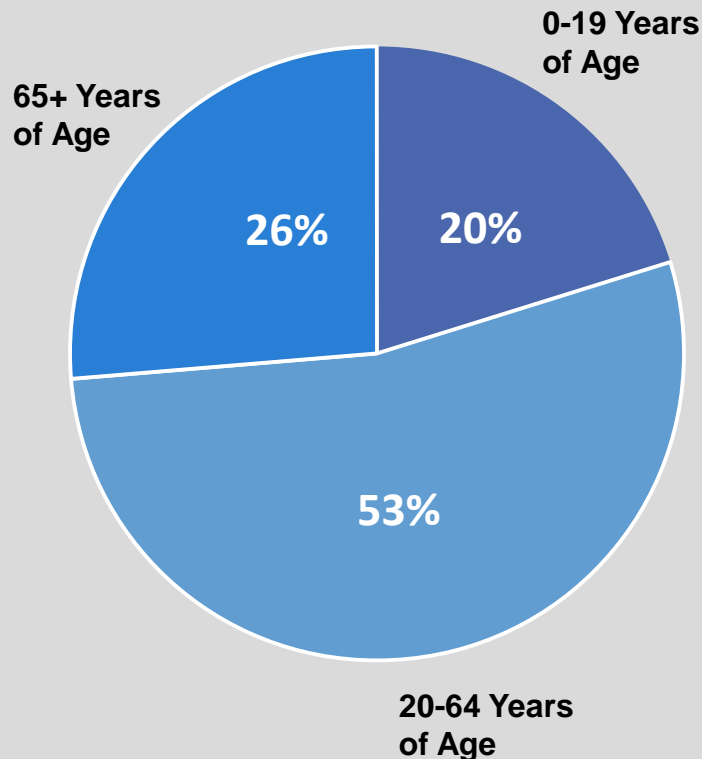
- 43.7% of adults 20-64 stated they were *very likely* to purchase an adult membership and 23.2% stated they were *somewhat likely* to purchase an adult membership **before the introduction of membership fees.**



= 66.9% of
adults 20-64
years of age in
the Market Area

Concern Regarding the Size of the Adult Population in the Market Area


Total Population of South Huron = 10,105




- The relatively small size of the population base will impact the viability of service provision.
- Efforts to maximize membership among those 65 years of age and older and those under the age of 20 will be critical.
- Scale the size of the indoor aquatic component to be consistent with the size of the market area & the size/characteristics of the potential market segments.

Concern Regarding the Size of the Potential Secondary Market for Membership

Typical results



South Huron results



- The size of the potential secondary market segments for adult & family membership is relatively small.
- All aquatic and fitness operations experience a "turn-over" among users. New members are drawn from both the primary and secondary market segments to replace the "turn-over".
- Significant management and operations effort must be directed towards minimizing member attrition and improving member retention.

Concern Regarding the Size of the Potential Secondary Market for Membership (continued)

- Member service - ensuring a high level of member service on an on-going basis has to be a priority.
- Communicating and establishing the tangible value of membership in a meaningful manner.
- Monitoring attendance (participation) and encouraging regular use and participation.
- Providing an environment that supports and encourages social interaction among members and between members and staff.
- Providing relevant and convenient services - ensuring that the programs and activities services are of interest and any potential barriers to participation among members is minimized (e.g. services are provided at convenient times).
- Following up with non-renewing members to identify potential barriers to membership/participation at the facility and addressing those that can be attributed to service provision (as opposed to barriers such as changes in a person's health, as an example).

The Proposed Location in Exeter is Perceived to be Convenient

Exeter



Potential Demand for Participation in Selected Activities

Program/Activity	Potential Number of Participants*			
	PMS Adult Membership	SMS Adult Membership	PMS Family Membership	Total
Recreational swimming	600 – 850	150 – 315	505 – 775	1,255 – 1,940
Walking or running indoors on a track	600 – 850	120 – 260	490 – 750	1,210 – 1,860
The use of cardiovascular conditioning equipment	495 – 700	55 – 115	255 – 385	805 – 1,200
Lane or lap swimming	460 – 650	55 – 115	370 – 570	885 – 1,335
Aquatic fitness classes	460 – 650	135 – 290	385 – 595	980 – 1,535
Any type of group exercise class such as yoga, pilates, tai chi, aerobics, spinning or zumba	405 – 575	80 – 170	370 – 570	855 – 1,315
Warm water therapy or rehab	390 – 550	40 – 85	520 – 410	950 – 1,045
The use of weights or weight machines	300 – 425	55 – 115	285 – 440	640 – 980
Swim lessons or stroke improvement	250 – 350	–	355 – 540	605 – 890
Adult gymnasium sports	175 – 250	–	200 – 310	375 – 560

-- The proportion of respondents was not statistically significant.

* Numbers have been rounded to the nearest 5th.

Facility Components That May Maximize Membership Potential

- An indoor pool:
 - Consistently rated as an important factor to the decision to purchase membership
 - Aquatics among the activities that had the highest number of potential participants
- An indoor track:
 - Rated an important factor to the decision to purchase membership
 - Walking on an indoor track among the activities that had the highest number of potential participants
- A fitness conditioning centre:
 - Use of cardiovascular conditioning equipment among the activities that had the highest number of potential participants

Facility Components That May Maximize Membership Potential (continued)

- A facility to support group exercise classes (multi-purpose room or gymnasium):
 - Any type of group exercise class such as yoga, pilates, tai chi, aerobics, spinning or zumba among the activities that had the highest number of potential participants = multi-purpose room or gymnasium
 - Adult gymnasium sports were the least likely of all the activities tested to be participated in, suggesting ≠ gymnasium
 - However, consider a gymnasium as it is an essential component of a YMCA's service provision model

Low Level Awareness of the YMCAs Across Southwestern Ontario in the Market Area

- The current level of awareness of the YMCAs Across Southwestern Ontario in the Market Area is relatively low
- Efforts should be directed to improving the level of awareness of the YMCAs Across Southwestern Ontario and the programs & services they provide, as well as the benefits and advantages of YMCA membership as a prerequisite to developing the market potential for adult membership in particular if the Municipality proceeds with the potential operation of the facility by the YMCA



The Municipality of Lambton Shores

The Municipality of Lambton Shores Grand Bend and Area Joint Sewage Board

Minutes

Friday, September 14, 2018
9:30 a.m.

Member Present: Chair, Tom Tomes, South Huron
Member, Marissa Vaughan, South Huron
Member, Dave Maguire, Lambton Shores
Member Bill Weber
Dave Frayne

Member Absent: Member, Maureen Cole, South Huron
Member, Doug Cook, Lambton Shores
Member, Gerry Rupke, Lambton Shores

Staff Present: Steve McAuley, Director of Community Services, Lambton Shores
Jackie Mason, Administrative Assistant, Lambton Shores

1. Call to Order

Chair Tomes called the meeting to order at 9:30 p.m.

2. Declaration of Pecuniary Interest

The Chair asked members to declare any pecuniary interest that they might have with the business itemized on the agenda and none were declared.

3. Approval of the Agenda

18-0914-01

Moved By: Member Maguire

Seconded By: Dave Frayne

THAT the agenda from the September 14, 2018 meeting of the Grand Bend and Area Joint Sewage Treatment Board as presented, be accepted.

Carried

4. Minutes of Previous Meeting

18-0914-02

Moved By: Member Weber

Seconded By: Member Maguire

THAT the minutes of the Grand Bend and Area Joint Sewage Board meeting held on April 27, 2018 as presented, be adopted.

Carried

5. Staff Reports

5.1 STB-04-2018 GBAJSB 2nd Quarter Report

5.1.1 2018 Second Quarter Operations Report

2018-0914-03

Moved By: Member Weber

Seconded By: Member Maguire

THAT Report STB 04-2018 regarding the “2018 Second Quarter Operations Report” be received.

Carried

5.2 STB-05-2018 Sewage Use By-law

5.2.1 Establishment of a Sewage Use By-law

The Sewage Use By-law is to be brought back to the Board for acceptable once the participating municipalities have approved.

2018-0914-04

Moved By: Dave Frayne

Seconded By: Member Weber

THAT Report STB 05-2018 regarding the “Establishment of a Sewage Use By-law” be received, and

THAT the Grand Bend Area Joint Sewage Board formally requests the Municipalities of Lambton Shores and South Huron adopt a Sewage Use By-law for their respective wastewater systems based on mutually agreed upon parameters; and

THAT a copy of the new by-laws be provided to the Board for information once they are adopted by their respective Councils.

Carried

5.3 STB-08-2018 2019 Budget Process

5.3.1 2019 Budget Process

2018-0914-05

Moved By: Member Weber

Seconded By: Member Maguire

THAT Report STB 08-2019 regarding the “2019 Budget Process” be received.

Carried

5.4 STB-09-2018 2019 Draft Budget

7.4.1 2019 Draft Budget

2018-0914-06

Moved By: Member Weber

Seconded By: Dave Frayne

THAT Report STB 9-2018 regarding the “2019 Draft Budget” be received; and

THAT the Grand Bend Area Joint Sewage Board recommends that the 2018 Budget attached be forwarded to the Municipal Councils of Lambton Shores and South Huron for comment.

Carried

6. Notice of Motion

Member Cole presented an “Intent of Motion” requesting the GBSTP Board provide direction to develop a communication policy, at the November 23, 2017 Meeting. As Member Cole was absent, the following motion was passed:

18-0914-07

Moved By: Dave Frayne

Seconded By: Member Maguire

THAT GBSTP Board provide direction to develop a communication policy.

Tabled

7. Adjournment

2018-0914-08

Moved By: Dave Frayne

Seconded By: Member Weber

THAT the September 14, 2018 Grand Bend and Area Sewage Board meeting adjourn at 10:10 a.m.

Carried



South Huron Communities in Bloom Committee Minutes

**Wednesday, July 4, 2018 – 6:30 p.m.
Verity Room, Olde Town Hall**

Members Present:

Cathy Seip, Chair
Dorothy Henderson, Vice Chair
Glen Nicholson
Beth Cooper

Staff:

Dave Atthill

1. Meeting Called to Order

Cathy Seip, Chair called the meeting to order at 6:33 pm in the Verity Room at the Olde Town Hall.

2. Agenda Update

None.

3. Disclosure of Pecuniary Interest and the General Nature Thereof

None.

4. Approval of Minutes

4.1 Minutes of the South Huron Communities in Bloom Committee meeting of June 6, 2018.

Motion: 17-2018

Moved: G. Nicholson

Seconded: D. Henderson

That the minutes of the June 6, 2018 meeting are hereby approved as amended.

Disposition: Carried

5. Discussion

5.1 Memorial Garden at Huron Village

We need to get the approved letter to the Legion.

5.2 Profile Book/Judges

The Profile Book has to be sent to the judges.

5.3 Back Yard Oasis/Landscape Area

3 entries have been received.

5.4 Judges Itinerary

The itinerary has been reviewed and some changes were made (see attached). We need around 30 copies made.

5.5 Garden of the Week

We have revised the instructions and contact information. 7 signs are ready to go out. Committee members are to pick them up at the Recreation Office. Cathy will send the contest information to the TA.

5.6 Invitations

Invitations need to be sent out to Council for the July 25th lunch at Town Hall and dinner at the Thames Road Park with the judges. Invitations to the Thames Road dinner need to be sent out to volunteers as well.

6. Communications

7. New Business

8. Adjournment

Motion: 18-2018

Moved: D. Henderson

Seconded: G. Nicholson

That the South Huron Communities in Bloom Committee hereby adjourns at 7:48 p.m., to meet again on September 5, 2018 at 6:30 p.m. in the Verity Room, Olde Town Hall or at the Call of the Chair.

Disposition: Carried

Cathy Seip, Chair

David Atthill, Recording Secretary

Rebekah Msuya-Collison

From: Laurie Dykstra <lauriedykstra@outlook.com>
Sent: Wednesday, November 14, 2018 10:31 AM
To: Rebekah Msuya-Collison
Subject: heritage committee

Hi Rebecca - I, Laurie Dykstra, Chair of the South Huron Municipal Heritage Advisory Committee hereby request that the recommendations made at the Heritage meeting of Wed. Nov. 14th be included in the Council agenda of Mon. Nov. 19th, 2018. Thanks. Laurie.

Item 5.1 S.S #1 Fairfield School Historic Sign

Motion: 12-2018

Moved: J. Hodgson

Seconded: W. DeLuca

That the Municipal Heritage Advisory Committee hereby recommends to South Huron Council that the proposed wording for the S.S #1 Fairfield School historic sign, as researched by the Committee and approved by the property owner, be approved. Disposition: Carried

Item 5.2 440 Main Street South Historic Sign – James Pickard

Motion: 13-2018

Moved: W. DeLuca

Seconded: J. Hodgson

That the Municipal Heritage Advisory Committee hereby recommends to South Huron Council that the proposed wording for the historic sign for 440 Main Street South, as researched by the Committee and approved by the property owner, be approved as amended. Disposition: Carried

S.S. #1 FAIRFIELD SCHOOL

The first school in Stephen Township was built on Lot 15-Concession 1 in 1843. SS #1 Stephen was then relocated to Lot 5-Concession II in 1853 to the hamlet of Fairfield. In 1867, a brick school was constructed on Lot 7-Concession II. A more substantial building was erected in 1930 at the same site- complete with hydro and running water-and was described as “the finest in rural Ontario”. With an enrollment of only eleven students in 1962, the decision was made, with regret, to close S.S. #1 Fairfield. The building still stands and is a private residence.

101 words, including title.

440 MAIN STREET

This imposing 3-storied building nicknamed “Old Reliable House” was built by James Pickard in the 1860s and was just one of his many varied business interests.

Shoppers could find a wide variety of merchandise to satisfy their daily needs. During its busiest years, forty-six employees assisted customers with hardware, groceries, dry goods, clothing and any other purchases that needed to be made.

In 1889 Mr. Pickard suffered a “reversal of fortune”, and was forced to sell his many properties.

Total word count including title: 87





PLANNING & DEVELOPMENT

57 Napier Street, Goderich, Ontario N7A 1W2 CANADA

Phone: 519.524.8394 Ext. 3 **Fax:** 519.524.5677 **Toll Free:** 1.888.524.8394 Ext. 3

www.huroncounty.ca

Deeming By-law Amendment Report to Municipality of South Huron Council

Re: Deeming By-law Application for Plan 376 Lots 1098 and 1099, Exeter Ward,
Municipality of South Huron

Applicant: Wayne Oke

Owner: Wayne Oke and Debra Oke

PURPOSE AND EFFECT

The subject property is Plan 376 Lots 1098 and 1099, Exeter Ward Municipality of South Huron. The applicant is requesting that the two subject properties be deemed into one legally conveyable lot, under common ownership. Approval of a deeming by-law consolidates individual lots into one parcel of land.

A 'deeming by-law' removes lands (or blocks) from a registered plan of subdivision, providing the plan of subdivision has been registered for more than 8 years. This tool can also be used to deem parts of a plan of subdivision where lots are abutting and registered in the same name. The result is that the subdivision or specific lots are put "out of order" and lots in the same ownership could not be sold separately until Council repeals the by-law.

Lots 1098 and 1099 are abutting lots registered in the same name and the subdivision has been registered for longer than 8 years. Therefore, Council can pass a deeming by-law for this property which will ensure that lots 1098 and 1099 are considered one parcel. It is understood the intention is to demolish the existing dwelling located at 178 Andrew Street, and a demolition permit has been applied for and is being reviewed by the South Huron Building Department. Following the deeming the accessory structures on 178 and the dwelling on 174 will be considered one parcel and property.

Figure 1. Subject Lands under Deeming Application



RECOMMENDATION

It is recommended that the request for deeming of lands located at Plan 376 Lots 1098 and 1099, Exeter Ward, Municipality of South Huron be approved.

I will be available at the November 19th South Huron Council meeting should there be any questions on this report.

Sincerely,

“original signed by”

Sarah Smith, BES
Planner



PLANNING & DEVELOPMENT

57 Napier Street, Goderich, Ontario N7A 1W2 CANADA

Phone: 519.524.8394 Ext. 3 Fax: 519.524.5677 Toll Free: 1.888.524.8394 Ext. 3

www.huroncounty.ca

To: South Huron Council

From: Sarah Smith, Planner

Re: South Huron Comprehensive Zoning By-law and Bill 73 Two-Year Moratorium on Zoning By-law Amendment Applications

This report is submitted to South Huron Council meeting on November 19, 2018.

BACKGROUND

The Municipality of South Huron adopted South Huron Comprehensive Zoning By-law 69-2018 on August 13, 2018. This Zoning By-law repeals and replaces the existing three Zoning By-laws in place for the Municipality of South Huron, being the Town of Exeter Zoning By-law (30-1978), Township of Stephen Zoning By-law (12-1984) and the Township of Usborne Zoning By-law (13-1984). Under the Planning Act R.S.O. 1990, the South Huron Comprehensive Zoning By-law is considered a new Zoning By-law.

Under Bill 73, Smart Growth for Our Communities Act, 2015 the Ontario Planning Act R.S.O. 1990 was subject to a number of amendments. Subsection 34 (10.0.0.1) of The Planning Act now implements a two-year moratorium on amendment submissions to the Municipality after the passing of a new Zoning By-law.

Subsection 34 (10.0.0.1) states:

Two-year period, no application for amendment

(10.0.0.1) If the council carries out the requirements of subsection 26 (9) by simultaneously repealing and replacing all the zoning bylaws in effect in the municipality, no person or public body shall submit an application for an amendment to any of the by-laws before the second anniversary of the day on which the council repeals and replaces them. 2015, c. 26, s. 26 (1).

Exception

(10.0.0.2) Subsection (10.0.0.1) does not apply in respect of an application if the council has declared by resolution that such an application is permitted, which resolution may be made in respect of a specific application, a class of applications or in respect of such applications generally. 2015, c. 26, s. 26 (2).

COMMENTS

The new Municipality of South Huron Zoning By-law 69-2018 is a Municipally wide by-law that enables land use controls for all lands in South Huron. This By-law outlines permitted uses, zone provisions and other regulatory land use controls but will not be able to capture every development concept, nor account for unknown site specific constraints that may encumber a parcel of land or use. The Municipality has accepted and reviewed Zoning By-law Amendment applications and Minor Variance relief requests in the past and has made decision either to approve or deny same based on the merits of the application and subject lands. It may be necessary and appropriate to continue to permit applications to amend or seek relief from the South Huron Zoning By-law due to site constraints, innovation and project development, market demands, shifts and changes in development etc.

The Municipality of South Huron needs to determine how they wish to proceed and what type of applications if any will be permitted. Further, however the Municipality wishes to continue, the resolution must also identify if applications for Zoning By-law Amendment and/or Minor Variance application will be accepted.

The Municipality could consider the following potential resolutions as example:

1. That Council pursuant to subsection 34(10.0.0.2) of the Planning Act approves by resolution that all lands zoned in the Municipality of South Huron Zoning By-law shall not be subject to subsection 34(10.0.0.1) of the Planning Act. This resolution shall apply to Zoning By-law Amendment and Minor Variance applications submitted under the Planning Act.

OR, for example:

2. That Council pursuant to subsection 34(10.0.0.2) of the Planning Act approves by resolution that all lands zoned “___” (i.e. R2, C3, C5) in the Municipality of South Huron Zoning By-law shall not be subject to subsection 34(10.0.0.1) of the Planning Act. This resolution shall apply to Zoning By-law Amendment and Minor Variance applications submitted under the Planning Act.

OR, for example:

3. That Council pass a resolution to review each request for Zoning By-law Amendment Application or Minor Variance Application prior to a formal submission of an application and determine on a site specific bases if the person or public body can proceed to formal submission. If the Municipality determines it advisable to permit an application for Zoning By-law Amendment or Minor Variance, same would be subject to the standard public process under the Planning Act (i.e. receiving of application and deeming complete, advertisement of Public Meeting and circulation

to public and agencies affected, holding of Public Meeting with application review by South Huron Council and final decision of approval, denial, or deferral).

OR, for example:

4. That Council not pass a resolution and allow Subsection 10.0.0.1 to remain in effect. Under this option no person or public body shall submit an application (i.e. Zoning By-law Amendment Application or Minor Variance Application) for an amendment or relief to the South Huron Zoning By-law before the second anniversary of the day on which the Council repeals and replaces By-law 30-1978, 12-1984 or 13-1984.

However South Huron Council wishes to continue any application submitted will still follow the standard Public process including circulation under Planning Act, with final review and evaluation by South Huron Council. South Huron Council retains the decision of approval, denial or deferral.

RECOMMENDATION

It is recommended that South Huron Council pass the following resolution to recognize and permit amendments made to the South Huron Zoning By-law within the two year period. It is recommended Council pass the following resolution:

1. That Council pursuant to subsection 34(10.0.0.2) of the Planning Act approves by resolution that all lands zoned in the Municipality of South Huron Zoning By-law shall not be subject to subsection 34(10.0.0.1) of the Planning Act. This resolution shall apply to Zoning By-law Amendment and Minor Variance applications submitted under the Planning Act.

I will be available at the November 19th South Huron Council meeting should there be any questions on this report or the options identified within.

Sincerely,

“original signed by”

Sarah Smith, BES
Planner



Staff Report

Report To: Dan Best, Chief Administrative Officer
From: **Don Giberson, Director of Operations and Infrastructure**
Date: November 19 2018
Report: ESD.18.35
Subject: Results of Annual DWQMS Management Review

Recommendations:

That South Huron Council receives the report from Don Giberson, ESD Director re: Results of Annual DWQMS Annual Management Review.

Purpose:

The purpose of this report is to advise Council of the results of the Annual DWQMS Management Review.

Background and Analysis:

The *Safe Drinking Water Act* requires Top Management of Municipal Drinking Water Systems to conduct an annual review of their Drinking Water Quality Management System (DWQMS). The results of the Management Review, identified deficiencies, decisions and action items are required to be reported to the Owner. The Management Review evaluates the continuing suitability, adequacy and effectiveness of the Quality Management System and includes the following mandatory topics:

1. Follow-up on action items from previous management reviews,
2. Incidents of regulatory non-compliance,
3. Incidents of adverse drinking-water tests,
4. Deviations from critical control point limits and response actions,
5. The efficacy of the risk assessment process,

6. Internal and third-party audit results,
7. Results of emergency response testing,
8. Operational performance,
9. Raw water supply and drinking water quality trends,
10. The status of management action items identified between reviews,
11. Changes that could affect the QMS,
12. Consumer feedback,
13. The resources needed to maintain the QMS,
14. The results of the infrastructure review,
15. Operational plan currency, content and updates, and
16. Staff suggestions.

The annual Management Review was carried out on October 30, 2018 with the following in attendance; Councillor Marissa Vaughan (Council Representative); Rebekah Msuya-Collison (Clerk), Shawn Young (Water/Sewer Foreman) and Don Giberson (ESD Director and QMS Representative). The Review included all of the above noted items for the 2017 operational year.

The following is a brief summary of the review:

1. Follow-up on action items from previous management reviews were reviewed. The following suggestions from the previous Management Review were discussed:
 - a) Records Management System – add versatile software.
 - b) Carryout a water loss audit in the Stephen system.
 - c) Council Priorities – Service Delivery Review
 - d) Water meter Replacement Program – prepare business case.
 - e) Schedule more time for next years' Management Review
 - f) Host Standard of Care training for new Council after election in 2018.

The Clerk confirmed that versatile records management software has been implemented and is being used for the records management. A water loss audit has been deferred until next year. Service Delivery Review was deferred until next year. Water meter replacement program is still being developed. More time was scheduled for this years' Management Review. South Huron will host a "Standard of Care" training for the new members of Council in 2019.

2. There were no incidents of regulatory non-compliance in 2016.
3. There were no incidents of adverse drinking-water tests in 2016.
4. Deviations from critical control point limits in 2017 were discussed. The majority of the deviations from CCP's were a result of scheduled analyzer maintenance and disruptions to wireless communications. Instantaneous spikes are not considered as deviations from critical control points and the MOE has no concerns regarding instantaneous spikes.
5. The efficacy of the risk assessment process was reviewed and confirmed to be current and effective.
6. The 2017 Internal Audit and 2017 NSF-ISR External Audit results were reviewed. The NSF Auditor had identified a number of OFI's and these have been incorporated in the QMS Operational Plan
7. Results of the 2017 emergency response testing was reviewed. The table top exercise involved a possible biological attack on the LHPWSS water treatment plant. This exercise confirmed adequate preparedness of the Water/Sewer Operators and the redundancies built into the system.
8. 2017 Operational performance was reviewed, including bacteriological, lead, quarterly THM sampling; main breaks, flows, chlorine used, valves and hydrants maintained. There was a discussion regarding the high number of breaks/leaks in the Stephen system, the unusually high unaccounted for water in the Stephen system. There was also a discussion regarding chlorine residual monitoring in the Stephan Ward area. Information was provided that three LHPWSS supply points are in Stephen Ward and each are monitored by the LHPWSS.

The good overall operational performance is an indicator of a safe reliable drinking water system.

9. LHPWSS 2007 to 2017 raw water supply and drinking water quality trends were reviewed, along with the 2017 LHPWSS annual MOECC Compliance Report. The high quality of the source water was noted, along with the associated benefits (ie. softer water, elimination of private water

softeners, less minerals for industry/greenhouses to remove and lower levels of harmful disinfection by-products.

10. The status of management action items identified between reviews was reviewed.
11. Changes that could affect the QMS were reviewed, including expanded duties for the Director of Environmental Services that now includes responsibility for Transportation Services.
12. Consumer feedback was reviewed.
13. The resources needed to maintain the QMS was reviewed, including the approved 2017 budget and the 2015 Watson & Associates Water Financial Plan update. There are adequate financial resources to maintain the QMS, including funding for life cycle capital replacement program and contribution to a future Capital Replacement Reserve. The Watson and Associates Financial Plan confirms that the current rates are sustainable. It was noted that a Water & Sewer Rate Study is underway and is scheduled to be presented to Council in 2019.
14. The results of the 2017 annual infrastructure review were reviewed, including the Water and Wastewater Servicing Master Plan - Stantec (2017) along with the recommended infrastructure improvements.
15. Operational Plan currency, content and updates were reviewed and found to be up to date.
16. Staff suggestions were discussed. The following is a summary of the suggestions and action items:
 - a) Carryout a water loss audit in the Stephen system in 2018
 - b) Council Priorities – Service Delivery Review.
 - c) Water Meter Replacement Program – Prepare a business case.
 - d) Host a Standard of Care training for new Council

A complete copy of the Management Review report is available from the Environmental Services Department.

Operational Considerations:

No alternatives were considered.

South Huron's Strategic Plan:

Section 6.2.2 of the Municipality of South Huron 2015- 2019 Strategic Plan identifies key objectives that are reflective of the collective perspectives of the strategic planning process.

The recommendations and actions outlined in this report are reflective of the following strategic objectives:

Administrative Efficiency and Fiscal Responsibility

Increased Communications and Municipal Leadership

Transparent, Accountable and Collaborative Governance

Dedicated Economic Development Effort

Financial Impact:

There are no financial implications for the Corporation resulting from the proposed recommendation.

Legal Impact:

There are no legal implications for the Corporation resulting from the proposed recommendation.

Staffing Impact:

There are no staffing implications for the Corporation resulting from the proposed recommendation.

Policies/Legislation:

1. Safe Drinking Water Act, 2002, S.O. 2002, c. 32
2. Ontario Regulation 170/03 - Drinking Water Systems
3. Ontario Regulation 188/07 - Licensing of Municipal Drinking Water Systems

4. DWQMS Regulation
5. South Huron QMS Operational Plan

Consultation:

Water/Sewer Foreman, Clerk, CAO

Related Documents:

None

Respectfully submitted,

A handwritten signature in black ink, enclosed within a large, hand-drawn oval. The signature is stylized and appears to read 'Don Giberson'.

Don Giberson, Director of Operations and Infrastructure



Staff Report

Report To: Dan Best, Chief Administrative Officer
From: **Don Giberson, Director of Operations and Infrastructure**
Date: November 19 2018
Report: ESD.18.36
Subject: Mollard Line Culvert Structure #1056 – Replacement Alternatives

Recommendations:

That South Huron Council receive the report from Don Giberson, Environmental Services Director Re: Mollard Line Culvert Structure #1056 – Replacement Alternatives.

Purpose:

The purpose of this report is to provide Council with information regarding alternatives for the replacement of Mollard Line Culvert Structure #1056.

Background and Analysis:

As a follow up to the request from Council to explore alternatives, GMBluePlan engineers were engaged to investigate options for the replacement of the Mollard Line culvert. GM BluePlan investigated several different material options to the currently specified cast-in-place reinforced concrete structure, including round polyethylene pipe (High Density Polyethylene (HDPE) or Steel Reinforced Polyethylene (SRPE), Corrugated Steel Pipe Arch (CSPA) to match existing and pre-cast concrete box culvert. Each option was reviewed for feasibility of installation, supply and installation cost, delivery and installation time, as well as life cycle cost.

Round polyethylene pipe option was reviewed and eliminated as neither cost effective or as a practical alternative. HDPE pipe is limited in size and

required depth of cover, resulting in the need for multiple pipes to match the existing required flow.

Steel Reinforced Polyethylene (SRPE) option was reviewed and eliminated as neither cost effective or as a practical alternative. This is a more expensive pipe material than HDPE and typically more expensive than cast-in-place reinforced concrete structure.

Corrugated Steel Pipe Arch (CSPA) option with galvanized coating to match existing was reviewed. The pipe material is less expensive than cast-in-place reinforced concrete structure. However due to the minimal cover over the existing culvert, the CSPA option also includes a concrete load distribution slab installed over the culvert, as recommended by the CSPA manufacturer. The CSPA option is approximately 10% less expensive than the cast-in-place reinforced concrete option; but has a 25% shorter service life (40-75 years vs. 75-100 years for reinforced concrete). It was also noted that the existing CSPA culvert failed after 45 years of service.

Corrugated Steel Pipe Arch (CSPA) option with a higher grade polymer coating was also reviewed. This is a more expensive pipe material than CSPA with galvanized costing. Typically this is more expensive than cast-in-place reinforced concrete structure but does have a similar service life (40-100 years) as the cast-in-place reinforced concrete option.

Pre-cast concrete box culvert option was also reviewed. This is typically more expensive than cast-in-place reinforced concrete structure but does have the same service life as the cast-in-place reinforced concrete option.

All options reviewed had similar overall construction schedules (10-12 weeks). All options that utilized pipe materials had longer material delivery time and a shorter installation time. Cast-in-place reinforced concrete had a shorter material delivery time and a longer installation time. All options are constrained by the Regulatory requirements of restricted in-stream work during the fish spawning season (March 15 to July 15).

Operational Considerations:

None were considered.

South Huron's Strategic Plan:

Section 6.2.2 of the Municipality of South Huron 2015- 2019 Strategic Plan identifies key objectives that are reflective of the collective perspectives of the strategic planning process.

The recommendations and actions outlined in this report are reflective of the following strategic objectives:

Administrative Efficiency and Fiscal Responsibility

Increased Communications and Municipal Leadership

Transparent, Accountable and Collaborative Governance

Financial Impact:

There are no financial implications for the Corporation resulting from the proposed recommendation.

Legal Impact:

There are no legal implications for the Corporation resulting from the proposed recommendation.

Staffing Impact:

There are no staffing implications for the Corporation resulting from the proposed recommendation.

Policies/Legislation:

1. Minimum Maintenance Standards, under the Highway Traffic Act.
2. South Huron Asset Management Plan
3. DRAFT 2019 Transportation Services Capital Budget

Consultation:

GM BluePlan Engineers, CAO

Related Documents:

None

Respectfully submitted,

A handwritten signature in black ink, appearing to read 'Don Giberson', enclosed within a large, loopy oval shape. There are several horizontal lines drawn below the signature.

Don Giberson, Director of Operations and Infrastructure



Staff Report

Report To: Dan Best, Chief Administrative Officer

From: **Don Giberson, Director of Operations and Infrastructure**

Date: November 19 2018

Report: ESD.18.37

Subject: Request for Proposals for Professional Engineering Services for Asset Management Program

Recommendations:

That South Huron Council receive the report from Don Giberson, Director of Operations and Infrastructure Re: Request for Proposals for Professional Engineering Services for Asset Management Program; and

That South Huron Council accepts the proposal received from GM Blueplan and authorizes the award of a professional services contract to GM BluePlan for Professional Engineering Services for Asset Management Program at hourly rates provided to an upset limit of \$100,000.

Purpose:

To inform Council of the results of the Request for Proposals for Professional Engineering Services for Asset Management Program and to obtain approval to award a professional services contracts to the successful proponent.

Background and Analysis:

Professional Engineering services are required to support the Municipal Asset Management Program. First to provide professional services to identify data gaps in linear asset inventory; collect missing data from available sources and update asset inventory. Secondly to provide professional services necessary to analyze CCTV inspection reports; rate the condition of the

sewer infrastructure and provide a condition rating summary to update the Asset Management data base.

Accordingly, a Request for Proposal was posted on Bids and Tenders on October 3, 2018 and closed on October 24, 2018 at 2:00pm. Eight proposals were received by the Municipality and were opened in the presence of Sandy Becker, Director of Financial Services; Angela Shipway, Supervisor of Financial Services and Don Giberson, Director of Operations and Infrastructure.

The RFP submissions were evaluated and scored by a Committee comprised of Sandy Becker, Angela Shipway and Don Giberson. The RFP's were evaluated based on the criteria set out in the RFP and in accordance with to the Purchasing and Procurement By-Law#33-2017.

Evaluation Criteria	Weighting
Demonstrated performance of the firm for contracts of this size and nature for municipalities of similar size including but not limited to Firm Profile, References	25
Relevant experience and qualifications of key personnel identified to perform the work including but not limited to Audit Team Information, Project Experience.	15
Approach and methodology to meet the Municipality's requirements including but not limited to Understanding, Details, Action Plan	30
Advisory Services, additional value-added services	10
Cost	20
Total	100

All proposals were found to be in general conformance with the submission requirements. Based on a review of the proposal submitted, the following proponents received the highest scores:

	Demonstrated performance	Relevant experience	Approach and methodology	Advisory Services & added value	Cost	Rank
Proponents Name	25%	15%	30%	10%	20%	100%
GMBLuePlan	1	1	1	1	1	1
BM Ross	1	1	1	2	1	2
AECOM Canada Ltd.	1	1	2	3	1	3
IBI Group	2	1	1	3	1	4
GSS Engineering	3	2	2	3	1	5
J.L. Richards & Associates	3	2	3	3	1	6
CD Watters Engineering	4	2	4	3	1	7
Aecon Utility Engineering	4	3	4	3	1	8

Operational Considerations:

None were considered.

South Huron's Strategic Plan:

Section 6.2.2 of the Municipality of South Huron 2015- 2019 Strategic Plan identifies key objectives that are reflective of the collective perspectives of the strategic planning process.

The recommendations and actions outlined in this report are reflective of the following strategic objectives:

Administrative Efficiency and Fiscal Responsibility

Increased Communications and Municipal Leadership

Transparent, Accountable and Collaborative Governance

Dedicated Economic Development Effort

Financial Impact:

The cost of the engineering services is within the amounts approved in the 2018 Operating Budget for Water and Wastewater and Transportation Services.

Legal Impact:

There are no legal implications for the Corporation resulting from the proposed recommendation.

Staffing Impact:

There are no staffing implications for the Corporation resulting from the proposed recommendation.

Policies/Legislation:

1. Approved 2018 Capital Budget
2. South Huron Asset Management Plan

Consultation:

Director of Financial Services, Financial Services Supervisor and CAO.

Related Documents:

None

Respectfully submitted,

A handwritten signature in black ink, consisting of a large, stylized 'D' followed by several vertical strokes and a horizontal line at the bottom.

Don Giberson, Director of Operations and Infrastructure



Staff Report

Report To: Dan Best, Chief Administrative Officer
From: **Rachel Anstett, Administrative Assistant**
Date: November 19 2018
Report: 29-2018
Subject: Third Quarter Planning Activity July 1 to September 30, 2018

Recommendations:

That South Huron Council receives the report from R. Anstett, Administrative Assistant re: Third Quarter Planning Activity from July 1 to September 30, 2018, for information purposes.

Purpose:

To provide Council with the third quarter planning activity report for informational purposes only.

Background and Analysis:

The purpose of this staff report is to provide Council with information regarding planning activities for the period between July 1 to September 30, 2018.

Operational Considerations:

As this report is being presented for information purposes only, there are no operational consideration identified for this report.

South Huron's Strategic Plan:

Section 6.2.2 of the Municipality of South Huron 2015- 2019 Strategic Plan identifies key priorities and strategic directions. The following elements are supported by the actions outlined in this report:

- ✓ Administrative Efficiency and Fiscal Responsibility
- ✓ Transparent, Accountable, and Collaborative Governance

Financial Impact:

There are no financial implications for the Corporation identified for this report.

Legal Impact:

There are no legal implications for the Corporation resulting from the proposed recommendation.

Staffing Impact:

There are no staffing implications for the Corporation resulting from the proposed recommendation.

Policies/Legislation:

No policies, by-laws and or legislation associated with this report.

Consultation:

Sarah Smith, County Planner was consulted because she retains accurate records of active and pending planning applications.

Related Documents:

- A- 2018 Planning Applications Received
- B- 2018 Third Quarter Planning Activity Report

Respectfully submitted,

Rachel Anstett, Administrative Assistant

Reviewed by,

Rebekah Msuya-Collison, Municipal Clerk

Approved by,

Dan Best, Chief Administrative Officer/Deputy Clerk



THE CORPORATION OF THE MUNICIPALITY OF SOUTH HURON
322 Main Street South, P.O. Box 759, Exeter, Ontario N0M 1S6
PHONE: 519-235-0310 • FAX: 519-235-3304 • TOLL FREE: 1-877-204-0747
www.southhuron.ca

2018 PLANNING APPLICATIONS - MONTHLY SUMMARIES

Monthly Summary by Ward

	Jan	Feb	Mar	Apr	May	Jun	Jul	Aug	Sep	Oct	Nov	Dec	Total
1 - Stephen	8	4	2	2	2	0	1	2	0	0	0	0	21
2 - Exeter	2	0	0	0	1	0	0	0	1	0	0	0	4
3 - Usborne	0	0	0	0	4	1	1	0	1	0	0	0	7
Total	10	4	2	2	7	1	2	2	2	0	0	0	32

BALANCED32

Monthly Summary by Application Type

	Jan	Feb	Mar	Apr	May	Jun	Jul	Aug	Sep	Oct	Nov	Dec	Total
CON	2	0	0	0	4	0	2	1	1	0	0	0	10
COPA/ZBL	0	0	0	0	0	0	0	0	0	0	0	0	0
DAE	0	0	0	0	0	0	0	0	0	0	0	0	0
DB	0	0	0	0	0	0	0	0	0	0	0	0	0
DBCOM	0	0	0	0	0	0	0	0	0	0	0	0	0
LOPA/ZBL	1	0	0	0	1	0	0	0	0	0	0	0	2
MV	1	1	1	1	1	1	0	1	0	0	0	0	7
PLC	0	0	0	0	0	0	0	0	0	0	0	0	0
POSUB	0	0	0	0	0	0	0	0	0	0	0	0	0
RoH	0	0	0	0	0	0	0	0	0	0	0	0	0
RZ	5	3	1	1	1	0	0	0	1	0	0	0	12
SP-A	0	0	0	0	0	0	0	0	0	0	0	0	0
SP-N	1	0	0	0	0	0	0	0	0	0	0	0	1
Total	10	4	2	2	7	1	2	2	2	0	0	0	32

BALANCED32

Monthly Summary of Fees

	Jan	Feb	Mar	Apr	May	Jun	Jul	Aug	Sep	Oct	Nov	Dec	
Municipal	\$ 6,461.00	2496	1248	1248	4629	624	1040	1144	1144	0	0	0	\$ 20,034.00
County	\$ 12,225.00	4579	2081	2081	11598	832	3120	2392	2809	0	0	0	\$ 41,717.00 \$ 61,751.00
Total	\$ 18,686.00	\$ 7,075.00	\$ 3,329.00	\$ 3,329.00	\$ 16,227.00	\$ 1,456.00	\$ 4,160.00	\$ 3,536.00	\$ 3,953.00	\$ -	\$ -	\$ -	\$ 61,751.00

BALANCED

2018 Third Quarter Planning Activity Report

Type of Application	WARD											
	2017				2018							
	Ward 1: Stephen	Ward 2: Exeter	Ward 3: Usborne	Total	Ward 1: Stephen	Ward 2: Exeter	Ward 3: Usborne	Total				
Combined Official Plan Amendment and Zoning By-Law - County OP									Third Quarter 2018			
Agricultural	0	0	0	0	0	0	0	0	Accepted Municipal Fees	\$ -	Third Quarter Application Total	0
Residential	0	0	0	0	0	0	0	0	Accepted County Fees	\$ -	YTD Total Applications	0
Commercial	0	0	0	0	0	0	0	0	Total Accepted Fees	\$0.00		
Industrial	0	0	0	0	0	0	0	0				
Other	0	0	0	0	0	0	0	0				
Combined Official Plan Amendment and Zoning By-law - Local OP									Third Quarter 2018			
Agricultural	0	0	0	0	0	0	0	0	Accepted Municipal Fees	\$ -	Third Quarter Application Total	0
Residential	0	0	0	0	0	0	0	0	Accepted County Fees	\$ -	YTD Total Applications	2
Commercial	0	0	0	0	0	0	0	0	Total Accepted Fees	\$0.00		
Industrial	0	0	0	0	0	0	0	0				
Other	0	0	0	0	0	0	0	0				
Zoning By-Law Amendment									Third Quarter 2018			
Agricultural	0	0	0	0	0	0	0	0	Accepted Municipal Fees	\$ 1,248.00	Third Quarter Application Total	2
Residential	0	0	0	0	0	1	0	1	Accepted County Fees	\$ 2,498.00	YTD Total Applications	13
Commercial	0	0	0	0	0	0	0	0	Total Accepted Fees	\$3,746.00		
Industrial	0	0	0	0	0	0	0	0				
Other	0	0	0	0	1	0	0	1				
Minor Variance									Third Quarter 2018			
Agricultural	0	0	0	0	0	0	0	0	Accepted Municipal Fees	\$ 624.00	Third Quarter Application Total	1
Residential	0	0	0	0	1	0	0	1	Accepted County Fees	\$ 832.00	YTD Total Applications	7
Commercial	0	0	0	0	0	0	0	0	Total Accepted Fees	\$1,456.00		
Industrial	0	0	0	0	0	0	0	0				
Other	0	0	0	0	0	0	0	0				
Consent/Severance									Third Quarter 2018			
Agricultural	0	0	0	0	1	0	1	2	Accepted Municipal Fees	\$ 2,080.00	Third Quarter Application Total	4
Residential	0	0	0	0	1	0	1	2	Accepted County Fees	\$ 6,240.00	YTD Total Applications	10
Commercial	0	0	0	0	0	0	0	0	Total Accepted Fees	\$8,320.00		
Industrial	0	0	0	0	0	0	0	0				
Other	0	0	0	0	0	0	0	0				
Plan of Subdivision									Third Quarter 2018			
Agricultural	0	0	0	0	0	0	0	0	Accepted Municipal Fees	\$ -	Third Quarter Application Total	0
Residential	0	0	0	0	0	0	0	0	Accepted County Fees	\$ -	YTD Total Applications	0
Commercial	0	0	0	0	0	0	0	0	Total Accepted Fees	\$0.00		
Industrial	0	0	0	0	0	0	0	0				
Other	0	0	0	0	0	0	0	0				
Draft Approval Extension									Third Quarter 2018			
Agricultural	0	0	0	0	0	0	0	0	Accepted Municipal Fees	\$ -	Third Quarter Application Total	0
Residential	0	0	0	0	0	0	0	0	Accepted County Fees	\$ -	YTD Total Applications	0
Commercial	0	0	0	0	0	0	0	0	Total Accepted Fees	\$0.00		
Industrial	0	0	0	0	0	0	0	0				
Other	0	0	0	0	0	0	0	0				
Removal of Holding									Third Quarter 2018			
Agricultural	0	0	0	0	0	0	0	0	Accepted Municipal Fees	\$ -	Third Quarter Application Total	0
Residential	0	0	0	0	0	0	0	0	Accepted County Fees	\$ -	YTD Total Applications	0
Commercial	0	0	0	0	0	0	0	0	Total Accepted Fees	\$0.00		
Industrial	0	0	0	0	0	0	0	0				
Other	0	0	0	0	0	0	0	0				
Deeming By-Law - COMBINED W/ANY OTHER PLANNING									Third Quarter 2018			
Agricultural	0	0	0	0	0	0	0	0	Accepted Municipal Fees	\$ -	Third Quarter Application Total	0
Residential	0	0	0	0	0	0	0	0	Accepted County Fees	\$ -	YTD Total Applications	0
Commercial	0	0	0	0	0	0	0	0	Total Accepted Fees	\$0.00		
Industrial	0	0	0	0	0	0	0	0				
Other	0	0	0	0	0	0	0	0				
Deeming By-Law									Third Quarter 2018			
Agricultural	0	0	0	0	0	0	0	0	Accepted Municipal Fees	\$ -	Third Quarter Application Total	0
Residential	0	0	0	0	0	0	0	0	Accepted County Fees	\$ -	YTD Total Applications	0
Commercial	0	0	0	0	0	0	0	0	Total Accepted Fees	\$0.00		
Industrial	0	0	0	0	0	0	0	0				
Other	0	0	0	0	0	0	0	0				
Part Lot Control Exemption									Third Quarter 2018			
Agricultural	0	0	0	0	0	0	0	0	Accepted Municipal Fees	\$ -	Third Quarter Application Total	0
Residential	0	0	0	0	0	0	0	0	Accepted Fee County	\$ -	YTD Total Applications	0
Commercial	0	0	0	0	0	0	0	0	Total Accepted Fees	\$0.00		
Industrial	0	0	0	0	0	0	0	0				
Other	0	0	0	0	0	0	0	0				
Other									Third Quarter 2018			
									Accepted Municipal Fees	\$3,952.00	Third Quarter Application Total	7
									Accepted County Fees	\$9,570.00	YTD Total Applications	32
TOTALS									Total Accepted Fees	\$13,522.00		
Total Applications by Ward	0	0	0	0	4	1	2	7				

Total for 2018 (YTD)			
Total Accepted Municipal Fees	\$20,658.00		
Total Accepted County Fees	\$42,966.00		
Total Accepted Fees	\$63,624.00	Total Applications YTD	32



Staff Report

Report To: Dan Best, Chief Administrative Officer
From: **Rebekah Msuya-Collison, Municipal Clerk**
Date: November 19 2018
Report: 33-2018
Subject: Carroll Municipal Drain 2018 – Tender – Change of Contractor

Recommendations:

That South Huron Council receive the report from R. Msuya-Collison, re Carroll Municipal Drain Tender 2018 – Change of Contractor; and

That South Huron Council accept the withdrawal of tender from Parker & Parker Ltd, release the \$9,000 tender security back to Parker & Parker and rescind resolution 424-2018; and

That South Huron Council award the tender for construction of the Carroll Municipal Drain 2018 to A.G. Hayter Contracting Ltd. in the amount of \$89,420, plus non-recoverable HST.

Purpose:

To award a tender for the Carroll Municipal Drain 2018 to the next lowest bidder at the request of the petitioning landowners so the project can be completed in 2018.

Background and Analysis:

The Engineer's estimate for this project was \$86,161 plus HST. The following tenders were received and opened on July 25, 2018 for the above noted drain and were reviewed by Dietrich Engineering;

Contractor	Total Cost	Non-recoverable HST	Total Cost including HST
A.G. Hayter Contracting Ltd.	\$89,420.00	\$1,573.79	\$90,993.79
Parker & Parker Ltd.	\$84,425.00	\$1,485.88	\$85,910.88

South Huron Council passed resolution 424-2018 at the September 4, 2018 meeting and awarded the tender to Parker & Parker Ltd. in the amount of \$84,425 plus non-recoverable HST.

South Huron has been contact by Mike Veri and Richard Eisert, petitioning landowners for the Carroll Municipal Drain regarding the completion date of the construction project. Parker & Parker will keep the terms of the agreement however, they will not be constructing the drain in 2018. The landowners are requesting that the project be completed this fall as their fields no longer have crops.

Mr. Cook of Parker & Parker however; has agreed to withdraw his tender at the request of landowners providing it is agreed he is not in breach of his contract, his certified tender securities are returned and the withdrawal will not effect his bidding on future tenders. Parker & Parker made a bid that was accepted under the terms of completion being June 2019 and will keep to the terms of the agreement if Council does not accept their terms of withdrawal of their tender.

A.G. Hayter Contract Ltd. has confirmed that they will construct the Carroll Municipal Drain Project for their original tender construction costs of \$89,470. They have advised that they will have the project completed prior to December 31, 2018. South Huron still retains their certified cheque for securities but the contract, if awarded, will need to be signed.

Operational Considerations:

There are no other operational considerations as a result of the actions outlined in this report.

South Huron's Strategic Plan:

Section 6.2.2 of the Municipality of South Huron 2015- 2019 Strategic Plan

identifies key priorities and strategic directions. The following elements are supported by the actions outlined in this report:

- ✓ Administrative Efficiency and Fiscal Responsibility
- ✓ Transparent, Accountable, and Collaborative Governance

Financial Impact:

There are no other financial implications other than the difference in tender amounts as outlined in this report.

Legal Impact:

There are no legal implications as a result of the actions outlined in this report.

Staffing Impact:

There are no staffing implications as a result of the actions outlined in this report

Policies/Legislation:

Drainage Act

Consultation:

Dietrich Engineering Limited
S. Becker, Director of Financial Services

Related Documents:

Staff Report 24-2018
Dietrich Engineering – Email October 19, 2018
Mike Veri – Email of October 11, 2018
Richard Eisert – Correspondence of October 2, 2018
A.G. Hayter Contracting Ltd. – Email of October 18, 2018
Parker & Parker Ltd. (Cook) – Email of October 19, 2018

Respectfully submitted,

Rebekah Msuya-Collison, Municipal Clerk



Staff Report

Report To: Dan Best, Chief Administrative Officer
From: **Rebekah Msuya-Collison, Municipal Clerk**
Date: September 4 2018
Report: 24-2018
Subject: 24-2018 - Carroll Municipal Drain 2018 Tender.docx

Recommendations:

That South Huron Council receive the report from R. Msuya-Collison, re 24-2018 - Carroll Municipal Drain 2018 Tender.docx; and

That South Huron Council award the tender for construction of the Carroll Municipal Drain 2018 to Parker & Parker Ltd. in the amount of \$84,425, plus non-recoverable HST.

Purpose:

To award a tender for the Carroll Municipal Drain 2018.

Background and Analysis:

The Engineer's estimate for this project was \$86,161 plus HST. The following tenders were received and opened on July 25, 2018 for the above noted drain and have been reviewed by Dietrich Engineering;

Contractor	Total Cost	Non-recoverable HST	Total Cost including HST
A.G. Hayter Contracting Ltd.	\$89,420.00	\$1,573.79	\$90,993.79
Parker & Parker Ltd.	\$84,425.00	\$1,485.88	\$85,910.88

Operational Considerations:

There are no other operational considerations as a result of the actions outlined in this report.

South Huron's Strategic Plan:

Section 6.2.2 of the Municipality of South Huron 2015- 2019 Strategic Plan identifies key priorities and strategic directions. The following elements are supported by the actions outlined in this report:

- ✓ Administrative Efficiency and Fiscal Responsibility
- ✓ Transparent, Accountable, and Collaborative Governance

Financial Impact:

There are no other financial implications as a result of the actions outlined in this report.

Legal Impact:

There are no legal implications as a result of the actions outlined in this report.

Staffing Impact:

There are no staffing implications as a result of the actions outlined in this report

Policies/Legislation:

Drainage Act

Consultation:

Dietrich Engineering Limited
Angela Shipway, Financial Services Supervisor

Related Documents:

Respectfully submitted,

Rebekah Msuya-Collison, Municipal Clerk

Rebekah Msuya-Collison

From: Sarah MacArthur <smacarthur@dietricheng.com>
Sent: Friday, October 19, 2018 12:45 PM
To: Rebekah Msuya-Collison
Cc: hayterag@hay.net; ccook@hay.net; Sandy Becker
Subject: Carroll Municipal Drain 2018 - Change of Contractor Information, Our Ref # 1369
Attachments: 1369 Carroll Drain - Change of Contractor Information - 2018 10 19.pdf

Hi Rebekah,

Please find attached

1. E-mail from Mike Veri
2. Letter from Richard Eisert
3. E-mail from A.G. Hayter Contracting Ltd.
4. Copy of the contract from A.G. Hayter Contracting Ltd.

The contract for the above noted drainage project was awarded to Parker & Parker Ltd. for \$84,425.00 + HST. Parker & Parker Ltd. tendered to complete this drain in 2019.

The landowners who petitioned to have this drain constructed would prefer construction to be done in 2018 since their farms were planted in wheat last year and there are no crops to destroy if the drain was constructed in 2018.

Parker & Parker Ltd. are willing to withdraw their tender and have the Municipality of South Huron award the contract for the construction of the Carroll Municipal Drain 2018 to the next lowest bid for this project which is A.G. Hayter Contracting Ltd. who have agreed if awarded this drainage project would construct the Carroll Drain this year.

I would recommend the Municipality of South Huron award the contract to A.G. Hayter Contracting Ltd. for a total amount of \$89,420.00 +HST and have the Mayor and Clerk sign the Form of Tender and Agreement.

The Municipality of South Huron has a certified cheque from A.G. Hayter Contracting Ltd. for \$9,000.00 as tender security for this project.

I would recommend the Municipality of South Huron terminate the contract of Parker & Parker Ltd. for the construction of the Carroll Municipal Drain 2018 and return the contractors tender cheque.

Yours truly,

From the Desk of,

William Dietrich, P.Eng.
Dietrich Engineering Limited

Sarah MacArthur
Dietrich Engineering Limited

10 Alpine Court, Kitchener ON, N2E 2M7
T: (519) 880-2708
F: (519) 880-2709

Rebekah Msuya-Collison

From: Mike Veri <MVeri@exeterproduce.com>
Sent: Wednesday, October 17, 2018 2:53 PM
To: Rebekah Msuya-Collison
Subject: Re: FW: Carroll Municipal Drain

From: Mike Veri [<mailto:MVeri@exeterproduce.com>]
Sent: Thursday, October 11, 2018 10:35 AM
To: Wil Telford <wtelford@southhuron.ca>
Subject: Carroll Drain

Good morning Wil

There was a meeting this morning back in Dashwood in regards to some repairs required on a municipal drain which will run across our farm that we just purchased from Ron O'Brien along Huron Street. They mentioned that it may not happen until spring because the contractor, is too busy at this time. I do not have an issue if the Municipality would like to let out the work on the Carroll Drain to someone else in order to get the work done this fall on our farm as I would prefer to have it completed this fall. I am not sure if I should be sending this to you or to Rebecca, but I don't have her email so if is not for you could you please forward.

regards



Mike Veri

Exeter Produce
Ph:519-235-0141 ext.225
Fax: 519-235-3515
mveri@exeterproduce.com

--

This email was Malware checked by UTM 9. <http://www.sophos.com>

Date: October 2, 2018

To Council:

I have been advised that Parker and Parker who were awarded the tender for the Carroll Municipal Drain cannot complete the project this year. The field to be worked on are both already harvested and it would be the best time to do it as soon as possible. Next year is not good because of new crops.

Therefore I would like the project to be done this year by the next company that put a tender in for the project, Hayter. I have been advised of an extra cost of approximately \$800.00.

Richard Eisert

519-614-3880

A handwritten signature in black ink, appearing to read "R. Eisert", with a long horizontal stroke extending to the right.

Rebekah Msuya-Collison

From: hayterag@hay.net
Sent: Thursday, October 18, 2018 11:10 AM
To: Rebekah Msuya-Collison
Cc: bdietrich@dietricheng.com
Subject: Carroll Municipal Drain 2018

Good Morning Rebekah

As discussed with Bill Dietrich from Dietrich Engineering, A.G. Hayter Contracting Ltd. has agreed to complete the Carroll Drain Project in the Municipality of South Huron, for the construction cost of \$89,420 +hst, as per our original tender form. The only change is A.G. Hayter Contracting agrees to have the project completed prior to December 31, 2018.

Our certified tender cheque #1802 of \$9,000, dated July 24th, should still be on file with the Municipality. As per the tender agreement, the tender cheque will be returned when the Municipality receives notification from Dietrich Engineering to do so, after completion of the project.

Rebekah, if there is anything else you require, please let me know.

Sincerely,

Marlene Devaere
A.G. Hayter Contracting Ltd.
519-238-2313

Rebekah Msuya-Collison

From: Wayne Cook <wcook@hay.net>
Sent: Friday, October 19, 2018 3:23 PM
To: Rebekah Msuya-Collison
Cc: hayterag@hay.net; Sandy Becker; bdietrich@dietricheng.com
Subject: Carroll Municipal Drain

To the Mayor and Council of South Huron,

With regards to the Carroll Municipal Drain, it is my understanding that the farmers involved would like to see this drain completed in 2018. My bid was accepted under the terms of completion being June 2019. However, since there are been a request to complete this drain this year I am in agreement to allow A.G. Hayter to complete the project as long as it is understood by all that Parker & Parker is not in breach of contract and that the certified cheque be returned to us as soon as possible. We also would like to make sure that it does not prohibit us from bidding on future tenders.

Thank you,

Wayne Cook

Parker & Parker Ltd.
CT Environmental Ltd.
Ph: 519-236-7390
Fax: 519-236-4147

-----Original Message-----

From: Deputy Mayor Frayne

Sent: Tuesday, November 06, 2018 3:46 PM

To: Rebekah Msuya-Collison <clerk@southhuron.ca>

Cc: Dan Best <cao@southhuron.ca>

Subject: Notice of motion

Be it resolved that the Municipality of South Huron demand that the MPAC Corporation change their methods of enumerating to include all residents of land lease properties, such as townhomes, condos, apartments and housing in which the residents do not pay property taxes directly to the municipality.

Dave Frayne

Sent from my iPad

Ministry of Economic Development,
Job Creation and Trade

Office of the Minister

18th Floor
777 Bay Street
Toronto, ON M7A 1S5
Tel.: 416-326-8475

Ministère du Développement économique,
de la Création d'emplois et du Commerce

Bureau du ministre

18^e étage
777, rue Bay
Toronto, ON M7A 1S5
Tél.: 416-326-8475



SEP 28 2018

Her Worship Maureen Cole
Mayor
Municipality of South Huron
322 Main Street South
PO Box 759
Exeter, Ontario
N0M 1S6

Dear Mayor Cole:

Thank you for attending the 2018 Association of Municipalities of Ontario Annual Conference in Ottawa. I regret that I was unable to meet with you and your delegation, but was happy to receive an update from Michael Parsa and Donna Skelly on your discussion.

I appreciated the overview you provided of your community, including the city's need to attract and retain skilled workers. I believe that the city's goal to develop a new community hub will help address this need, and help the Municipality of South Huron become an even more vibrant place. I have copied my colleague the Honourable Monte McNaughton, Minister of Infrastructure, on this letter so that he is aware of your concerns regarding access to relevant funding.

Our government is committed to building strong provincial-municipal relationships to support even stronger economic growth across the province. To that end, I look forward to continuing this dialogue and working closely with you in the years ahead — together, we can make sure that Ontario is open for business.

I would be pleased to meet with you and your delegation in the near future should you be near Queen's Park. Please do not hesitate to Tyler Lively from my office at Tyler.Lively@ontario.ca to confirm availability.

Please accept my best wishes.

Jim Wilson
Minister

RECEIVED
OCT 4, 2018

**Ontario
Provincial
Police**

**Police
provinciale
de l'Ontario**



Municipal Policing Bureau
Bureau des services policiers des municipalités

777 Memorial Ave.
Orillia ON L3V 7V3

777, ave Memorial
Orillia (ON) L3V 7V3

Tel: (705) 329-6200

Fax: (705) 330-4191

File number/Référence: 612-20

October 26, 2018

Mr. Dan Best
Chief Administrative Officer
Corporation of the Municipality Of South Huron
322 Main Street South
P.O. Box 759
Exeter Ontario
N0M 1S6

Mr. Best,

Thank you for your letter as of October 12, 2018 in regard to the future of Exeter OPP Detachment.

While Municipal Policing Bureau responsibilities include an array of municipal policing matters, facilities is not one of them. As a result, I will need to refer your inquiry to one of my colleagues for a response.

Ontario Provincial Police, Business Management Bureau Facilities Section will answer your facilities related questions. I have forwarded a copy of your correspondence to Anna Francis so that she or a member of her staff may respond to your questions/concerns.

The OPP is committed to adequate, effective, and sustainable police service delivery in Ontario.

Thank you.

Sincerely,

Marc Bedard
Superintendent
Municipal Policing Bureau Commander
Ontario Provincial Police

OCT 30 2018

Hydro One Networks Inc.
Public Affairs
483 Bay Street
South Tower, 6th Floor
Toronto, ON M5G 2P5
www.HydroOne.com

Tel: 1-877-345-6799
E: Community.Relations@HydroOne.com



November 2, 2018

Mayor and Councillors
Municipality of South Huron
322 Main Street South, P.O. Box 759
Exeter, Ontario N0M 1S6

Re: Wood Pole Replacement of the 115 kilovolt Transmission Structures (Circuit L7S) in your Community

Dear Mayor and Councillors:

I am writing to notify you that Hydro One Networks Inc. (Hydro One) has initiated a Class Environmental Assessment (EA) to refurbish approximately nine structures along the existing 115 kilovolt (kV) transmission line (Circuit L7S). The project area is shown on the attached maps.

This project was determined through Hydro One's annual wood pole testing program as some of the wood pole structures on the circuit have reached their end-of-life. Replacing damaged and aging structures will ensure the continued reliability and integrity of this transmission line and electricity supply to the area. Most work will be carried out within the existing transmission corridor, with no new corridor being required. Where possible, access will be accomplished using existing roads and trails. There will be very little noticeable difference in this transmission line after the project has been completed.

This type of project is considered routine maintenance work with relatively minor effects, and is subject to the Class EA for Minor Transmission Facilities (Hydro One, 2016), in accordance with the Ontario *Environmental Assessment Act*. The Class EA is a streamlined planning process that has proven effective in ensuring that minor transmission projects that have a predictable range of effects have feasible environmental mitigation and/or protection measures in place. The Class EA process contains screening provisions that may apply to this project.

Contingent on the outcome of the Class EA process, the replacement of wood poles may begin as early as January 2019 and be completed by the end of 2020.

Hydro One has notified First Nations and Métis communities of the Class EA project; we will also be notifying property owners adjacent to the work areas.

We welcome your comments and feedback regarding the proposed project. Your input for this project is valued and would be appreciated by November 30, 2018.

As per the request of the Minister of the Environment, Conservation and Parks, information regarding the *Freedom of Information and Protection of Privacy Act* is included and can be viewed below.

Sincerely,

A handwritten signature in black ink, appearing to read "Craig Christie".

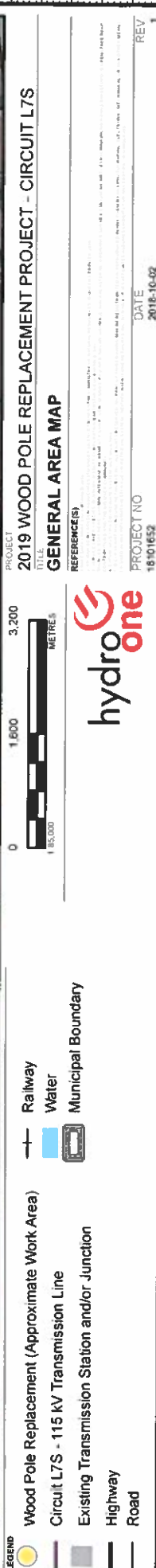
Craig Christie, Community Relations Officer
Hydro One Networks Inc.

Enclosed (2)

cc: Dan Best, Chief Administrative Officer, Municipality of South Huron

Freedom of Information and Protection of Privacy Act

All personal information included in a submission – such as name, address, telephone number and property location – is collected, maintained and disclosed by the Ministry of the Environment, Conservation and Parks for the purpose of transparency and consultation. The information is collected under the authority of the *Environmental Assessment Act* or is collected and maintained for the purpose of creating a record that is available to the general public as described in s. 37 of the *Freedom of Information and Protection of Privacy Act*. Personal information you submit will become part of a public record that is available to the general public unless you request that your personal information remain confidential. For more information, please contact the Ministry of the Environment, Conservation and Parks' Freedom of Information and Privacy Coordinator at 416-327-1434.



PATH: S:\Chemicals\Wood Pole Replacement\18101052-40_PROD\0013_LTS\18101052_001_L415-0007_GA.mxd PRINTED ON: 2018-10-02 AT 2:24:33 PM



LEGEND

- Wood Pole Replacement (Approximate Work Area)
- Circuit L7S - 115 kV Transmission Line
- Existing Transmission Station and/or Junction
- Highway
- Road
- Railway
- Water
- Municipal Boundary

PROJECT

2019 WOOD POLE REPLACEMENT PROJECT - CIRCUIT L7S

TITLE

GENERAL AREA MAP - MUNICIPALITY OF SOUTH HURON

REFERENCES(S)

1. "Municipality of South Huron, 2016 Census Data" (2016)

2. "Municipality of South Huron, 2016 Census Data" (2016)

3. "Municipality of South Huron, 2016 Census Data" (2016)

4. "Municipality of South Huron, 2016 Census Data" (2016)

5. "Municipality of South Huron, 2016 Census Data" (2016)

6. "Municipality of South Huron, 2016 Census Data" (2016)

7. "Municipality of South Huron, 2016 Census Data" (2016)

8. "Municipality of South Huron, 2016 Census Data" (2016)

9. "Municipality of South Huron, 2016 Census Data" (2016)

10. "Municipality of South Huron, 2016 Census Data" (2016)

PROJECT NO

18101052

DATE

2018-10-02

REV

1

SCALE

0 1,100 2,200

1:50,000

METRES

IF THIS MEASUREMENT DOES NOT MATCH WHAT IS SHOWN, THE SHEET HAS BEEN MODIFIED FROM ANSIA

Board of Directors Meeting Highlights
Held on October 18, 2018 at 5:00 PM
at the MRF Board Room



2019 Budget

The world changed in 2018 for the recycling industry. China caught the world by surprise when they banned materials and increased quality requirements sending ripples across the industry. Many programs are reconsidering which materials to accept, some have stopped recycling altogether while others have faced steeped increases to maintain their programs.

After maintaining recycling fees for three years, there will be an increase of 3.0% in 2019. The per share cost will rise to \$56.60. Co-collection and automated rates are based on the CPI rate of 3.1% as of July 2018. They will be adjusted to the actual September rate when published later in October. Commodity revenue for 2019 is based on current tonnages and the current prices. Prices have crashed this year as a result of oversupply worldwide. Grants are based on this year's award.

Expenses in most categories are projected to be in line with the projected cost of living of 3.1%. Energy prices are on the rise again, repairs and maintenance in the fleet area are climbing as equipment ages and reached its out of warranty life span. Recruitment costs will also have an impact as we are faced with the difficulty of replacing our aging skilled workforce without any real prospects.

	2018 Budget	2018 Projection	2019 Budget	\$ Diff.	%
Sales					
Commodity Revenue	1,650,000	1,780,000	1,417,000	-363,000	-20.4%
Grants	2,019,000	2,218,000	2,218,000	-	0.0%
Municipal Levy	3,778,000	3,700,000	3,754,000	54,000	1.5%
Co-Collection Revenue	3,124,000	3,252,000	3,449,000	197,000	6.1%
Containerized Services	1,170,000	1,230,000	1,268,000	38,000	3.1%
Other	441,000	510,000	499,000	-11,000	-2.2%
Total Sales	12,182,000	12,690,000	12,605,000	-85,000	-0.7%
Total Cost of Goods Sold	1,372,000	1,524,000	1,552,000	28,000	1.8%
Gross Profit	10,810,000	11,166,000	11,053,000	-113,000	-1.0%
Operating Expenses					
<i>Total Administration Expenses</i>	765,250	775,000	791,000	16,000	2.1%
<i>Total Collection Expenses</i>	5,017,000	5,378,000	5,603,000	225,000	4.2%
<i>Total Processing Expenses</i>	2,186,500	2,323,100	2,313,700	-9,400	-0.4%
Total Operating Expenses	7,968,750	8,476,100	8,707,700	231,600	2.7%
Operating Income	2,841,250	2,689,900	2,345,300	-344,600	-12.8%
Total Nonoperating Expense	2,632,000	2,523,000	2,490,000	-33,000	-1.3%
Net Change in Cash Position	209,250	166,900	-144,700	-311,600	-187%
Share Charge	\$54.94	\$54.94	\$56.60	\$1.66	3.0%

Huron County Cannot Get Part-Time Snow Plow Drivers

Problems in getting part time snow plow drivers have forced Huron County to buy another truck and do the work themselves.

County Engineer Steve Lund informed county council Wednesday that they put out tenders for the job and didn't get any response. Lund says neighbour municipalities are having the same problem.

He explains training requirements and the cost of that training have increased significantly, but the snow plow drivers are on call and if there isn't a lot of snowfall, they're not busy enough to make it worth their while.

Lund says they're looking at getting their own truck and temporary full time driver to maintain service levels.

"We'll continue to monitor the industry requirements and training that way, but at least this way it'll get us through to be able to deliver service in accordance to the minimum maintenance standards and hours of work legislation", explained Lund.

Driver Shortage Is (Economic) Drag

When Canadian Trucking Alliance president Stephen Laskowski took his turn at the mic during the annual Surface Transportation Summit, he was quick to refer to trucks parked against fences along nearby Dixie Road.

They're not idled because of a lack of business opportunities, he stressed. It's because of a lack of truck drivers. And the situation is expected to intensify as the trucking industry comes to terms with "massive" retirement numbers over the next five to six years.

The challenge is not limited to Canada, either.

The average driver in the U.S. is somewhere between 52 and 57 years old, added David Ross, Stifel Financial's research managing director – global transportation and logistics. "That's older than it used to be, and next year it's going to be older than it is today." Historically, the number of drivers has been evenly split between those under 35, those 35-50, and those over 50. In the last decade the demographics have shifted. Today just 20% of drivers are under 35, with the two older groups evenly splitting the rest, he said.

Solutions in Canada will require a new approach to immigration policies that are still focused on so-called professional workers, or even rethinking how long-haul freight is moved, Laskowski said.

In the meantime, the driver shortage continues to be an economic drag.

OTA Welcomes WSIB Rate Reductions

The Ontario Trucking Association (OTA) is welcoming rate reductions from the Workplace Safety and Insurance Bureau (WSIB).

The WSIB announced trucking rate reductions of 30%, from \$6.97 to \$4.88. The OTA says this move will return \$1.45 billion to trucking employers.

Other sectors that will see a rate decrease include warehousing (27%) and couriers (23%).

"As a labor-intensive business, having competitive WSIB premium rates is extremely important to the Ontario trucking industry. Today's announcement sends a strong message that Ontario is competitive and open for business," said OTA president Stephen Laskowski.

Taking The Sustainable Approach

Ice River Springs, Shelburne, Ontario, closes the loop on PET bottle recycling, reducing its carbon footprint in the process.

Shelburne, Ontario-based Ice River Springs, which was founded in 1995, claims to be the only beverage company in North America that operates a closed-loop recycling facility and makes 100 percent recycled content bottles for its water.

But the company's husband-and-wife ownership team has experienced quite a learning curve along the way.

Beginning as a supplier of spring-fed water, Ice River Springs built its own recycling plant, named Blue Mountain Plastics, in 2010 in Shelburne so it could produce recycled content for its caps and bottles.

At first, the company considered using aseptic packaging. "But we found that a lot of those carton-based packages were not entirely recyclable," she says.

Then Ice River Springs tried plant-based resin. But bottled water needs a two-year shelf life, Gott says, which polylactic acid (PLA) cannot provide.

Eventually, Ice River Springs officials decided to use recycled polyethylene terephthalate (rPET) for its bottles. "We realized quickly that there were a lot of carbon footprint savings," she says. "You ended up with a product that had great integrity in terms of top-load strength and basically the same quality that you get with virgin plastic. And you can recycle these bottles over and over again the way that we're doing it, and you end up with a great quality product."

Blue Mountain Plastics purchases and processes 85 percent of the PET that's collected in Ontario's curbside recycling program. The facility benefits from the good material supply in the area. In addition, it purchases infed material from other provinces and from nearby areas in the U.S.

The kinds of recyclable material Ice River Springs has received from all its sources have shaped the company's approach and decisions, Gott says.



Ice River's 15-liter cooler bottle made with 100 percent recycled postconsumer green beverage bottles.

In 2014, the company started bottling its Ice River Springs brand water in green bottles, recognizing that it was getting many more green bottles than it had expected. Ice River Springs Green water is distributed nationally in Canada and has some buyers in the U.S. as well. In addition to single-serving bottles, the water also comes in 4-gallon jugs.

Ice River Springs also encountered blue bottles in large quantities. "The clear flake and the blue flake go through together [in the Blue Mountain Plastics plant], and we end up with a slightly blue bottle," she explains. "We actually do add some color to the bottle, so we can get consistent color throughout the stream."

The blue bottles go to Ice River Springs' private-label customers—a segment that constitutes the bulk of the company's water business.

The bales Ice River Springs buys from its material sources contain plastics other than PET, so the company developed a way to put those materials to use. It forged a partnership with C.R. Plastic Products Inc., Stratford, Ontario, which buys high-density polyethylene (HDPE), including bottle caps, from Ice River Springs. C.R. uses this

postconsumer plastic to make outdoor chairs. HDPE accounts for 7 percent of the material Blue Mountain Plastics receives for processing.

Two years ago, Ice River Springs bought controlling ownership of C.R.

Blue Mountain Plastics takes the baled bottles and turns them into clean flakes. Then, using equipment from American Starlinger-Sahm Inc., Fountain Inn, South Carolina, the bottles are transformed into food-grade resin pellets.

When Ice River Springs started this process in 2010, using rPET in food-contact applications was relatively new. By closing the loop and producing the material that goes into the bottles, the company has achieved greater material consistency—and that's led to improvements in the injection molding of its preforms as well as in the blow molding of its bottles.

From 2002 to 2017, Ice River Springs reduced the weight of its bottles by more than half and cut energy consumption and greenhouse gas emissions by 78 percent. The company also eliminated corrugated trays used to package its bottles and developed a nested packing configuration for the bottles that saves room during transportation.



Today, Ice River Springs owns six bottling plants in Canada and seven in the United States and employs approximately 600 people. Blue Mountain Plastics covers 160,000 square feet in Shelburne.

Gott says the facility recycles more than 400,000 bottles per hour. Blue Mountain Plastics increased its capacity last year, upgrading parts of its line to increase speed.

She declined to specify Ice River Springs' customers but says they include most of the larger retailers and food service providers in Canada. In the U.S., Ice River Springs is a growing player, serving as one of the top five private-label bottled water companies.

Ice River Springs' bottling facilities send no waste to landfills—a feat that took two years to accomplish.

Blue Mountain Plastics continues to face challenges, such as with material yields. “Not all of our suppliers are sorting at the same level,” she says. “We get better yields from some recycling centers than we get from others.”

Ice River Springs also works with associations and governments to push for policies that fit with its philosophy. For example, Gott says the firm tries to discourage use of compostable and biodegradable plastics “because those can contaminate the recycling stream.”

She adds, “So we hope we can be an example to show that closed-loop recycling is very efficient and cost-effective.”

Gott says interest in recycled plastic is consumer driven. “Consumers are concerned about plastics—plastics in the landfills, plastics in our oceans. Recycling into the same container again is really the best solution. Creating value for that postconsumer packaging again and again in a closed-loop system is really the best solution.”

Other bottled water companies use recycled content in some of their products—at rates of 50 percent and some even at 100 percent, she says. “But they’re buying that material from other manufacturers. We are the only ones who are doing it in a closed-loop system.”

Despite its growth, Gott maintains that Ice River Springs is still very much a family company. Four family members work in the business, including two of the Gotts' children. “We developed a great team of people, some of whom are very talented in plastics, which has been a real help, because a lot of what we’ve been doing is sort of pushing the envelope and learning as we go how best to do this.”

Waste Reduction Week In Canada



Oct. 15 – 21, 2018

Waste Reduction Week in Canada is a year-round program, focused solely on the principles of circular economy, resource efficiency, and waste reduction. The program's primary purpose is to celebrate our environmental efforts and achievements while encouraging new innovative ideas and solutions. The celebratory nature of the campaign is how it motivates learning and behaviour change.

The program's educational resources and "take action" messaging empower all Canadians to adopt more environmentally conscious choices. Waste Reduction Week in Canada further provides information and ideas to reduce waste in all facets of daily living, creating the solutions to the many environmental challenges we face including climate change, water pollution and preservation of natural resources.

Each day during Waste Reduction Week will have its own theme. Participants have the option to support areas that are most important to them or learn about a new issue.



WASTE
REDUCTION
WEEK
IN CANADA

MONDAY, OCTOBER 15

CIRCULAR ECONOMY & KICK-OFF



TUESDAY, OCTOBER 16

TEXTILES



WEDNESDAY, OCTOBER 17

CELEBRATING CHAMPIONS & INNOVATORS



THURSDAY, OCTOBER 18

PLASTICS



FRIDAY, OCTOBER 19

FOOD WASTE



SATURDAY, OCTOBER 20

SWAP, SHARE, REPAIR



SUNDAY, OCTOBER 21

E-WASTE



Rethinking Recycling

How American cities can benefit from China's recycling regulations.

The National League of Cities (NLC) released a new report "Rethinking Recycling: How Cities Can Adapt to Evolving Markets," which analyzes how city leaders can develop resilient local waste management systems in response to China's new regulations. The report marks the beginning of a larger effort to examine sustainability in solid waste management and is the first piece of literature to highlight how municipalities can benefit from China's upcoming ban.

Historically, Chinese demand for materials to feed its manufacturing led it to purchase recyclables from all over the world. The rest of the industry relied on these sales to fund their collection operations. China's new policy, National Sword, upends this approach, the NLC says.

Phase one institutes a ban specifically on mixed paper and plastics. By 2020, the second phase will ban all solid waste imports. This change could potentially diminish markets, cause market fluctuations and reversals and lower revenues, according to the report.

The U.S. exported 16 million tons of recycling commodities to China per year before the ban. In 2016, these shipments were worth \$5.2 billion.

Many Americans recognize the importance of recycling to fight climate change, reduce pollution and limit municipal landfill costs. The recycling industry also accounts for 757,000 stable jobs, \$36.6 billion in wages and \$6.7 billion in state, local and federal tax revenues, the report says.

In addition, oceanic plastic contamination has come to the fore as a major international crisis. Inefficient waste management practices have led to 8 million metric tons of plastic being dumped in the oceans annually.

Durango and Fort Collins, Colorado, and Washington are a few cities using partnerships and educational campaigns to increase recycling rates and maintain local control over waste management systems.

Long-term recommendations for city leaders from the report include:

- Conduct an economic analysis of your current management operations.
- Work with contractors.
- Ensure fees and rates reflect current costs.
- Evaluate local policies and economic incentives.
- Explore local and unconventional markets.
- Consider streams.
- Examine asset ownership and consider infrastructure investments.

Chinese Company To Build Recycling Plant In South Carolina

Green Tech Solution Inc., a subsidiary of a China-based investment company called Tianjin Sheng Xin Non-Financing Guarantee Co. Ltd., is planning to build a \$75 million recycling plant in Blacksburg, South Carolina, according to a news release issued by the South Carolina Department of Commerce.

The facility is expected to collect and process a range of recyclable materials, including plastic, metal and electronic scrap. It is expected to begin operating in the second quarter of 2019.

The company has received economic assistance from the state of South Carolina, including the state's Coordinating Council for Economic Development, which has approved job development credits related to the project.

"We could not be more excited to locate our new recycling operations in Cherokee County, a location that has everything we need for our investment to succeed," says Richard Yang, CEO of Green Tech Solution.

Nine Dragons Set To Invest In US

ND Paper, the Oakbrook Terrace, Illinois-based subsidiary of Hong Kong-based Nine Dragons Paper (Holdings) Limited, has announced it will invest \$300 million over the next two years into its mills in Wisconsin and Maine. Those mills, in Rumford, Maine and Biron, Wisconsin, were purchased from Canada-based Catalyst Paper in June 2018.

The company says its strategic review of the new mills led it to “a multi-faceted investment strategy that diversifies the United States mills’ product mix, increases their overall production capacity, and fundamentally improves their viability for generations to come.”

The Rumford location will see an anticipated \$111 million invested to finance two projects, including the construction of a greenfield recycled-content pulp facility. The pulp line will add approximately 1,200 air-dried metric tons per day of manufacturing capacity to the site, according to ND Paper.

Also installed in Maine will be a shoe press on a paper machine there, designed to increase the machine’s production capacity by approximately 20 percent.

“I want to thank ND Paper for its continued investment in Maine,” says Gov. Paul R. LePage. “This \$111 million investment will lead to the creation of 50 new jobs, and is a great example of ND Paper’s commitment to improving the overall competitiveness and stability of the Rumford mill. The investment also is likely to help retain jobs for the Rumford mill’s 650 current employees.”

In Wisconsin, the Biron Division will commission several projects at a cost of \$189 million. Those projects include the conversion of a paper machine to containerboard products and the construction of a two-line greenfield recycled-content pulp facility. The pulp lines will add approximately 1,900 air-dried metric tons of capacity to the site.


Also being funded is the construction of a water treatment and fiber recovery plant, a package boiler to provide energy, storage facilities for raw materials and a finished goods warehouse.

“I want to commend ND Paper for making the decision to expand their operations in Wisconsin,” says State Senator Patrick Testin of Stevens Point, Wisconsin. “These major projects will help retain 350 family supporting jobs and create another 27 new jobs right here in our area.”

ND Paper says it is working in collaboration with both the Wisconsin Economic Development Corporation and the Maine Department of Economic Development on the two projects.

“We invest for the long-term,” states Ken Liu, ND Paper’s CEO. “While strongly supporting our global fiber strategy, this suite of projects also dramatically improves the sustainability of these historic mills. Not only are we developing a U.S.-based containerboard business, we’re also reinforcing our commitment to existing printing and writing and specialty customers with world-class, cost-competitive assets.”

Nine Dragons Paper (Holdings) Limited describes itself as the world’s largest recovered paper-based paper manufacturing company in the world. In addition to its U.S. mills, Nine Dragons has 39 packaging paperboard and printing and writing paper machines operating in China and Vietnam.



Trump Should Wage A War On Waste Instead Of Battling The World Over Trade

President Donald Trump is fighting the wrong fight in his ongoing trade war with the rest of the world.

That's because it's premised on the old-school notion of the linear economy in which someone in another country, such as China, digs up raw materials and sends them to a factory, where they get turned into the finished product and shipped to the U.S. In exchange, money leaves the U.S. economy and flows to the countries where the product was made – creating the trade deficit Trump despises.

And here's the important bit. Americans use the product for a while, throw it away, and it ends up in a dump. And then we buy another import.

The long-term effect? Our money goes to a foreign economy, and Americans end up with piles of garbage. Then we pay a foreign economy one more time to take the garbage off our hands. China is one country that used to take a lot of our garbage, but India, Pakistan and Nigeria are also big in this business.

A circular economy, by contrast, starts with the finished product, which can then be recycled domestically and reused, often at a fraction of the cost of manufacturing them new elsewhere. This keeps the money at home, which produces more domestic jobs and wealth.

As a researcher of corporate social responsibility, I've been exploring whether consumers are willing to buy more goods that have been remanufactured. My research suggests the answer is yes – if companies can figure how to produce more of them. And that's where Trump and the federal government could play a big role.

For now, companies and others in the American private sector are trying to lead the way, such as construction and mining equipment maker Caterpillar and automaker General Motors.

Caterpillar, for example, currently remanufactures 85 million tons of material a year, while GM has 142 manufacturing and other facilities that don't produce any garbage by recycling, reusing or converting all waste to energy. GM also participates in a new online exchange that has about 1,000 partner companies buying and selling their recycled waste as raw material.

The nonprofit sector has also been playing a role, both in terms of research and practical efforts. Since 1991, the Center for Remanufacturing and Resource Recovery at my own Rochester Institute of Technology in upstate New York, for example, has been working with organizations such as the U.S. Marines Corps and Staples to take advantage of circular economy principles.

The center helped the Marines remanufacture defective drive shafts for light armored vehicles, which has saved the military force 78 percent versus the cost of buying them new. It also partnered with Staples to cut the use of non-recycled materials in office furniture by almost 90 percent while reducing the cost to the customer by over 40 percent.

The benefits can add up quickly.

General Motors, for example boasts revenue and savings of US\$1 billion a year from its circular economy initiatives.

That's just one company. Scaling up could yield over \$1 trillion a year in savings globally – and that's just in terms of mining and processing fewer raw materials. More broadly, were the European Union, for example, to replace all its imports with locally reused or recycled alternatives, it alone could generate \$300 billion to \$600 billion a year in savings, according to a 2012 report by the Ellen MacArthur Foundation, a U.K. charity focused on promoting the transition to a circular economy.

Remanufacturing in the U.S. is already responsible for 180,000 jobs across sectors as diverse as aerospace, consumer products, office furniture and retreaded tires. Given how much the U.S. currently imports from abroad – and that remanufacturing is still less than 2 percent of total manufacturing in the U.S. – there's room to create hundreds of thousands more jobs.

While there are many ways the U.S. government could marshal its tremendous resources behind this effort, there are two in particular I think would pay dividends.

Both revolve around a core problem in remanufacturing: Most things we currently make can't be remanufactured. That's partly because of social barriers — customers may confuse remanufactured with used, which is a very different thing — and partly because they're not made to be remanufactured.

Plastics in particular pose a significant problem to moving toward a circular economy. Globally, we only recycle or reuse about 9 percent of the plastic produced each year, with 79 percent going to landfills and 12 percent being burned.

Trump could support two ways to help solve this problem. Basically, with a carrot and a stick. The carrot involves setting a standard of design to ensure all products are made with future use in mind, as well as using his influence to encourage Americans to buy goods remanufactured in the U.S.

The stick is tax policy. Specifically, the government could tax products that can't be converted into raw materials after they are used, as well as those that are made with less than a certain percentage of reused components — a minimum that would be set to gradually increase. Money raised through this tax could be used to support research into remanufacturing, community efforts to reach higher recycling and reuse targets, or other purposes.

Some countries are already reducing their imports by going circular, putting the United States at risk of falling behind.

China, for one, has been systematically expanding its efforts in this area for over 20 years, while the EU is beginning to invest in a circular economy as well with a formal action plan, most recently revised in 2015.

In an entirely circular economy, the U.S. would most likely still import stuff from abroad, such as steel from China. But that steel would wind up being reused in American factories, employing tax-paying American workers to manufacture new goods.

In other words, the more circular Americans make their economy, the fewer products they'll wind up importing and the more things that could bear the "Made in the USA" label.

Volvo's Electric Trucks Coming To North America In 2020

Volvo Trucks has announced it will introduce all-electric trucks to the North American market in 2020.

The launch will come through a partnership between Volvo Group, California's South Coast Air Quality Management District (SCAQMD), and other industry leaders, the company announced. The California Air Resources Board (CARB) contributed US\$44.8 million to the Volvo LIGHTS (Low Impact Green Heavy Transport Solutions) project, which will involve 16 partners, including two fleets.

"This is yet another important step towards our vision zero emissions. We are convinced that electrified truck transport will be a key driver of sustainable transports, and we're proud to contribute the Volvo Group's expertise to this innovative public-private partnership," said Claes Nilsson, president of Volvo Trucks.

The technology will be based on the Volvo FE Electric which will be commercialized in Europe next year.

"This is an excellent opportunity to show the end-to-end potential of electrification," said Peter Voorhoeve, president of Volvo Trucks North America. "From solar energy harvesting at our customer locations, to electric vehicle uptime services, to potential second uses for batteries, this project will provide invaluable experience and data for the whole value chain."



Electricity Reform in Ontario: Getting Power Prices Down

Ontario's implementation of the Green Energy Act (GEA) has resulted in high electricity costs across the province. The centerpiece of the act includes a schedule of subsidized electricity purchase contracts called Feed-in-Tariffs (FITs), that provide long-term guarantees of above-market rates to generators of renewable sources (wind, solar, bio-energy, and some hydro).

In order to fund FIT contracts and other system costs that are not recovered from wholesale electricity market earnings (including the costs of conservation programs, gas-capacity expansion, and nuclear-power refurbishment programs), Ontario levied a surcharge on electricity prices called the Global Adjustment (GA). Between 2008 and 2017, the GA grew from under one cent per kWh to about 10 cents, causing a drastic increase in electricity prices. Therefore, the key to lowering electricity prices in Ontario is to reduce the GA.

In this study, we break the GA down into its components to better understand the cause of the drastic increase and thereby provide some specific recommendations on how to lower electricity costs.

We looked at the evolution of the GA components over time and found that the share allocated to renewables has risen substantially. The renewable component represented about 20 percent of the GA cost in 2011/2012 but is now nearly 40 percent, making it the largest single component. This growth becomes more problematic when considering the fact that renewables (wind, solar and biomass) accounted for just under 7 percent of Ontario's electricity output.

Notably, almost all revenue earned by renewable power producers is from the GA subsidy rather than actual power sales. From May 2017 to April 2018, market revenues for renewable generators based on wholesale market sales totaled about \$0.5 billion, which was supplemented by \$4.2 billion from GA revenues to satisfy FIT contract requirements. In other words, almost 90 percent of the revenue to renewable generators came through the GA subsidy, rather than through sales of actual power.

The Ontario government recently introduced legislation to scrap the Green Energy Act, acknowledging that the act has resulted in skyrocketing electricity prices in the province. This will help prevent further price increases but will not bring the GA down. The logical next step for the government would be to use its legislative powers to cancel funding commitments under the FIT contracts. This would reduce the GA by almost 40 percent, resulting in an approximately 24 percent reduction in residential electricity prices.

In addition to cancelling the existing FIT contracts, the Ontario government could take further action to reform various other components of the GA, including reducing payments to the relatively new small-scale hydroelectric plants of Ontario Power Generation (OPG) and cutting funding for unneeded conservations programs. In order to quantify the potential consumer price reductions from such measures it would be necessary to examine detailed GA allocation accounts, which have not been released publicly.


The Price Of Electricity: The Gap Widens Between Québec And The Rest Of The Continent

Electricity prices are lower in Québec than anywhere else in Canada or North America.

In Montréal, residential customers pay 7.13¢ per kilowatthour (kWh), compared to 11.42¢ in Vancouver and 13.24¢ in Toronto. The same quantity of power costs C 31.52¢ in Boston.

Winnipeg currently ranks second-lowest in terms of residential rates, at 9¢ per kWh, but Manitoba Hydro anticipates having to raise its rates by nearly 8% over the coming years. Hydro-Québec, on the other hand, has filed an application with the Régie de l'énergie requesting an increase of only 0.8% for 2019–2020.

According to a recent comparative study on electricity prices, Montréal placed second among large Canadian cities for the lowest rate increases implemented in the past four years. Toronto came in first, with a 0.5¢ decrease, but power costs nearly twice as much there as it does in Montréal.



GFL Environmental And Waste Industries Announce Merger

Amalgamated firms to create largest privately owned environmental services company in North America

GFL Environmental Inc. ("GFL") based out of Toronto, and Raleigh, North Carolina-based Waste Industries have announced that they have entered into a



definitive merger agreement in a transaction that values Waste Industries at a total enterprise value of US\$2.825 billion (approximately C\$3.65 billion). The transaction, which is expected to close in the fourth quarter of 2018, is subject to customary regulatory approvals.

Following its recapitalization completed in May, 2018 with a consortium led by affiliates of BC Partners ("BC Partners") and including affiliates of Ontario Teachers' Pension Plan ("Ontario Teachers") and others, GFL is one of the largest environmental services companies in North America.

Since its founding by the Poole family in 1970, Waste Industries has grown to become the premier independent, vertically integrated solid waste management company in the Southeastern United States.

When combined with GFL's existing solid waste operations, GFL and Waste Industries will become the largest privately owned environmental services company in North America with operations in all Canadian provinces except Prince Edward Island and in 10 states in the United States. The combined company will operate 98 collection operations, 59 transfer stations, 29 material recovery facilities, 10 organics facilities and 47 landfills, and will have more than 8,850 employees. Patrick Dovigi will continue to be the President and CEO of the combined company.

Certain shareholders, including the founding Poole family, and members of management are contributing committed capital and are expected to become shareholders of GFL in connection with the transaction. Waste Industries' current Chairman and CEO, Ven Poole, will also join GFL's Board of Directors upon closing of the transaction.

Scot French, Partner at HPS Investment Partners, which led the current Waste Industries shareholder group, said "I would like to thank the entire Waste Industries team for being great partners. We have a long history with GFL and we have full confidence in the opportunity for both companies together that lies ahead. We are excited to remain invested in supporting this remarkable growth story."

GFL has also announced that Luke Pelosi has been appointed Chief Financial Officer to replace David Bacon. On the closing of the merger, Greg Yorston will take on the role of Chief Operating Officer for all of GFL's solid waste operations in Canada and the United States. Additionally, Waste industries' current Chairman and CEO Ven Poole will serve as a Senior Vice-President of the combined company following the transaction.

RPRA Business Plan for 2019-2021

The Resource Productivity and Recovery Authority (the Authority) is required to publish annually a Business Plan for the following three fiscal years. The Plan outlines a series of coordinated initiatives, including details of specific activities and resource requirements, to achieve its strategic objectives under its legislative framework.

The Authority's Business Plan is a key document for transparency and public accountability. It provides the Authority's regulated community and the broader public information on the Authority's short and medium-term strategic priorities and planned activities to fulfill its mandate.

The 2019-2021 Business Plan is the Authority's third Business Plan since it was established in late 2016. It is based on the Authority's 2018 performance to date, Ministerial directions received in 2017 and 2018 and key assumptions related to program wind ups and the estimated number of registrants on the Authority's Registry under the Resource Recovery and Circular Economy Act, 2016 following wind up of a program.

Most of the Authority's planned activities outlined in this Plan flow from government decisions. The projected activities and resource requirements reflect the best available information and are subject to change as the Authority receives direction.

The Authority also publishes an annual report by June 1 of each year that assesses how successful the Authority has been at meeting the objectives and performance targets set out in the business plan for the previous fiscal year. The annual report also contains the Authority's audited financial statements for the previous fiscal year.

The Authority's five strategic priorities for the period 2019 to 2021, which will enable it to effectively deliver on its mandate, are:

1. Transition of Waste Diversion Programs
2. Responsible Management of Data
3. Trusted Authority
4. Accountability
5. Organizational Sustainability

The Authority's 2019 Business Plan covers a three-year period from 2019 to 2021.

This Plan is based on direction received from the Minister of the Environment and Climate Change (the Minister) in 2017 and 2018 and, arising from these directions, a number of assumptions about possible future regulatory initiatives from the Minister of the Environment, Conservation and Parks that would impact the Authority's activities. These assumptions are estimates and for the Authority's planning purposes only and are not intended to presume any decisions not yet made or communicated by the Government of Ontario.

Throughout the implementation of this Plan, the Authority will consult with the Minister of the Environment, Conservation and Parks in order to update assumptions and adjust activities as required.

The primary assumptions relate to:

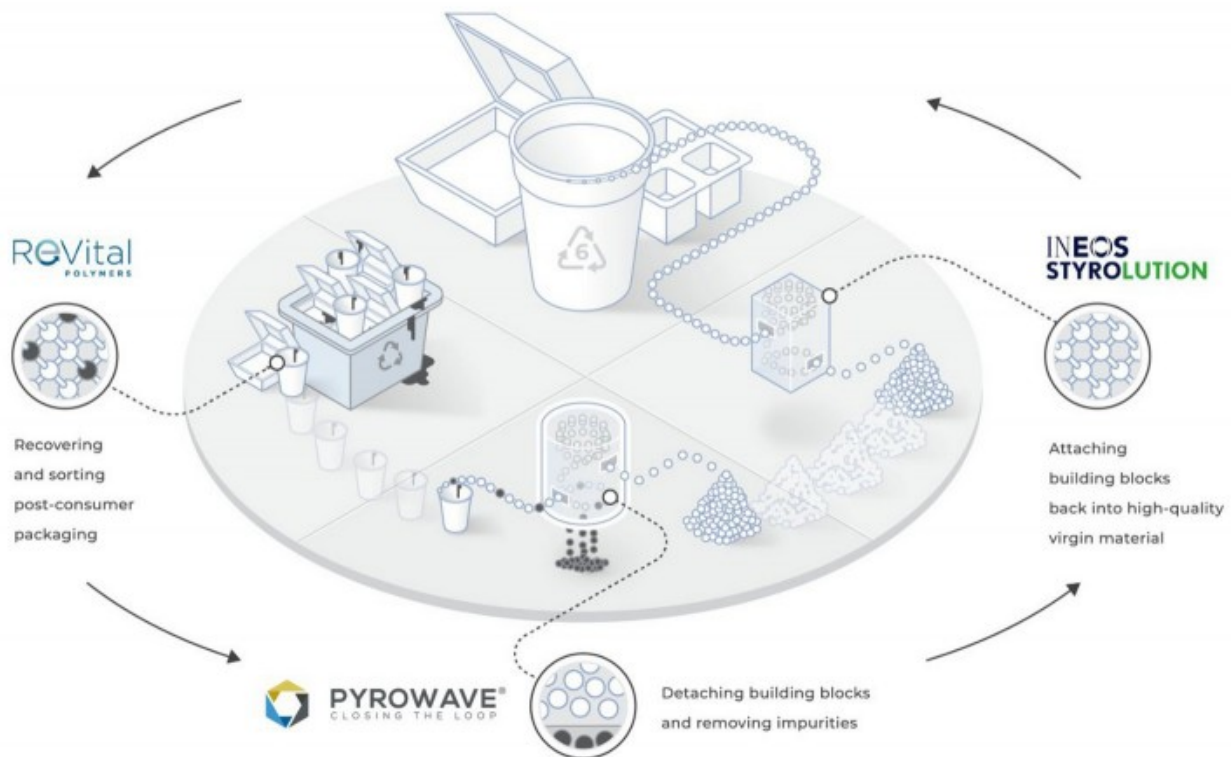
- Timing of waste diversion program wind up;
- Timing of initiatives described in the Strategy for a Waste-Free Ontario published in February 2017;
- Timing of designation of additional materials under the RRCEA; and
- The number of obligated parties associated with the initiatives and designations.

Revital Polymers, Pyrowave And INEOS Styrolution Partner To Launch Closed-Loop North American Polystyrene Recycling Consortium

At the G7 Ministerial Meeting on Working Together on Climate Change, Oceans and Clean Energy, three industry leaders involved with post-consumer packaging recovery – ReVital Polymers, Pyrowave and INEOS Styrolution – announced a strategic partnership to recycle polystyrene packaging collected in consumer curbside and depot recycling systems as well as other sources such as restaurants, offices, schools and universities.

The collaboration will use advanced recycling technology pioneered by Pyrowave that will close the loop by recycling single-serve polystyrene packaging and utilizing recycled polystyrene in the manufacturing of new products and packaging. This Canadian solution will not only reduce the amount of polystyrene packaging going to landfill, but will also address the global problem of plastic pollution in marine environments.

Closed-loop polystyrene packaging



Market Forces Put America's Recycling Industry In The Dumps

A crash in the global market for recyclables is forcing communities to make hard choices about whether they can afford to keep recycling or should simply send all those bottles, cans and plastic containers to the landfill.

Mountains of paper have piled up at sorting centres, worthless. Cities and towns that once made money on recyclables are instead paying high fees to processing plants to take them. Some financially strapped recycling processors have shut down entirely, leaving municipalities with no choice but to dump or incinerate their recyclables.

It all stems from a policy shift by China, long the world's leading recyclables buyer. At the beginning of the year it enacted an anti-pollution program that closed its doors to loads of waste paper, metals or plastic unless they're 99.5 per cent pure. That's an unattainable standard at U.S. single-stream recycling processing plants designed to churn out bales of paper or plastic that are, at best, 97 per cent free of contaminants such as foam cups and food waste.

The resulting glut of recyclables has caused prices to plummet from levels already depressed by other economic forces, including lower prices for oil, a key ingredient in plastics.

The three largest publicly traded residential waste-hauling and recycling companies in North America - Waste Management, Republic Services and Waste Connections -- reported steep drops in recycling revenues in their second-quarter financial results. Houston-based Waste Management reported its average price for recyclables was down 43 per cent from the previous year.

A year ago, a bale of mixed paper was worth about \$100 per ton; today we have to pay about \$15 to get rid of it.

Kirkwood, Missouri, announced plans this summer to end curbside recycling after a St. Louis-area processing facility shut down. Officials in Rock Hill, South Carolina, were surprised to learn that recyclables collected at curbside were being dumped because of a lack of markets. Lack of markets led officials to suspend recycling programs in Gouldsboro, Maine; DeBary, Florida; Franklin, New Hampshire; and Adrian Township, Michigan. Programs have been scaled back in Flagstaff, Arizona; La Crosse, Wisconsin; and Kankakee, Illinois.

Other communities are maintaining recycling programs but taking a financial hit as regional processors have raised rates to offset losses. Richland, Washington, is now paying \$122 a ton for Waste Management to take its recycling; last year, the city was paid \$16 a ton for the materials. Stamford, Connecticut, received \$95,000 for recyclables last year; the city's new contract requires it to pay \$700,000.

A big part of the problem, besides lower commodity prices overall, is sloppy recycling. In the early days of recycling, people had to wash bottles and cans, and sort paper, plastic, glass and metal into separate bins. Now there's single-stream recycling, which allows all recyclables to be tossed into one bin. While single-stream has benefited efficiency, and customers like it, it's been a challenge on the contamination side.

A tour of Republic's facility in Beacon, about an hour's drive north of New York City, makes the challenges clear. A third of the material dumped by collection trucks is non-recyclable "contaminants" such as garden hoses, picnic coolers and broken lawnmowers. Workers have to pull that out and truck it to a landfill, adding to overall costs. Plastic bags contaminate bales of other materials and tangle machinery. Spilled ketchup and greasy pizza boxes turn otherwise marketable material into garbage.

While some recyclables have been diverted to other Asian markets since China's closure, there are also signs of market improvement in the U.S. to offset the lost business. Chinese paper manufacturers that had relied on recyclables imported into their country have recently purchased shuttered mills in Kentucky, Maine and Wisconsin.

Meanwhile, recyclable materials processors are re-negotiating contracts with municipalities to reflect the fact that prices paid for recyclables no longer offset the cost of sorting them. This is the new normal. The model no longer funds itself.

North America Collected 8 Million Pounds Of Batteries In 2017

A total of 8 million pounds of batteries were collected for recycling last year, reports North America's leading battery recycling programme Call2Recycle. Vermont ranked first in the top ten of battery recycling states, the organisation adds.

Besides Vermont, Delaware, Tennessee, Minnesota, New Hampshire, California, Pennsylvania, Washington, Maryland and Texas rounded out the top 10 of the nation's best battery recycling states in 2017.



Call2Recycle was able to determine each individual state's performance by comparing collection performance with state population. For example; Vermont residents recycled 134 500 pounds of batteries although the state's residents (623 657) make up only 0.2% of the entire US population.

'Vermont collected almost 880% more batteries than expected,' comments Call2Recycle's ceo and president Carl Smith. He says the intense engagement was thanks to the state setting up the country's first-ever producer-funded stewardship plan for discarded batteries. He hopes Vermont won't be the last.

'We congratulate these top performing states and look to leverage their experiences and best practices to further engagement of battery recycling across the country,' Smith notes. And he adds: 'These results reflect the true dedication of programme stewards, collection partners and consumers to support communities and make a positive impact on the environment.'

At the moment, 95% of Americans own a mobile phone and almost 50% own handheld devices such as e-readers or portable tablets. What's more, a recent survey by the Pew Research Center found that a third of Americans live in a household with three or more smartphones.

Clearly, battery use is on the rise nation-wide. As a result, Smith realises simply raising battery recycling rates again and again isn't a good strategy. 'As the volume and types of batteries in the marketplace expand, so do the risks for an incident,' the ceo observes.

At the highest risk are the lithium ion rechargeable batteries found in many of today's portable devices such as cellphones, laptops, tablets and power tools. 'Our number one objective as an organisation is the safe collection and recycling of batteries,' Smith stresses.

He will speak on the topic of end-of-life battery safety at next week's International Conference for Battery Recycling in Berlin. At the event, which is organised by Swiss group ICM, he will give an update on the last year's 'Charge Up Safety Campaign'.

Call2Recycle collects and recycles single-use and rechargeable batteries under 11 lbs. (5 kgs) and has diverted approximately 130 million lbs. (59 million kg) from landfills during the past 21 years.

Ready For Liftoff? Virgin Poised For Commercial Flight Using Waste-Based Biofuel

Passengers on Virgin Atlantic's VS16 flight from Orlando to London Gatwick may not have realized anything particularly special about their flight.

But the touchdown of the Boeing 747 running the VS16 flight marked a "historic" moment in the history of green aviation, according to the airline.



The flight was poised to become the first commercial air journey in the world to run on a new form of jet fuel made from recycling waste carbon gases, which its creators claim dramatically could cut the carbon emissions associated with aviation.

The new fuel, developed by U.S. firm LanzaTech with financial support from the U.S. and U.K. governments, is produced by recycling waste industrial gases from steel making and other heavy industrial processes. LanzaTech takes the waste, carbon-rich gases to first make ethanol, which then can be used for a range of low carbon products, including jet fuel.

LanzaTech said the fuel delivers 70 percent lifecycle carbon savings compared to traditional jet fuel and has none of the water and land use concerns associated with crop-based biofuels.

Virgin said today it could fuel 100 percent of all its flights departing from Britain with a 50 percent mix of the new fuel — a move that could deliver almost a million tons of CO₂ savings a year. However, concerns remain over the cost and scalability of jet biofuels and Virgin argued more support was required from the U.K. government to help LanzaTech and other biofuel providers build a commercial business case for the adoption of emerging low carbon fuels.

The U.K. government already has signaled its desire to encourage waste-based biofuels in commercial a major international event to showcase the nation's progressive approach to developing a circular economy and the best of its burgeoning circular businesses to a global audience.

Study Claims US Plastic Recycling Rate Is Plunging

The Plastic Pollution Coalition says rate will drop to 4.4 percent in 2018.

The Plastic Pollution Coalition, Berkeley, California, has published a report contending the recycling rate for plastic in the United States is plummeting. Author Jan Dell, who the coalition describes as a chemical engineer, used United States Environmental Protection Agency (EPA) and other industry data to estimate the U.S. plastic recycling rate will sink from 9.1 percent in 2015 to 4.4 percent in 2018, says the organization. Dell estimates the recycling rate could drop to as low as 2.9 percent in 2019 if plastic scrap import bans are adopted by more countries in Asia.

The report says four major factors are contributing to its estimated drop in recycling rates:

- Plastic scrap generation is increasing in the U.S.
- Exports counted as recycled have cratered because of China's ban.
- Costs of recycling are increasing because more trucks are needed to collect discarded materials.

Plastic production expansion is keeping the prices of new plastics comparatively low. These factors work against the premise that plastic scrap will someday have sufficient value to drive reclaiming it rather than disposing of it.

"Einstein famously said that a definition of insanity is doing the same thing over and over again and expecting a different outcome," Dell says. "We've seen promises, goals, ambitions and aims from companies for nearly 30 years to increase recycled content and reduce the number of plastic bags they hand out. During that time, plastic use and pollution has increased as [has been] well documented by Jenna Jambeck, Roland Geyer and other researchers. The projected less than 5 percent U.S. plastic recycling rate in 2018 should be a wake-up call to the false promise that the existing voluntary, economic-driven U.S. recycling system is a credible solution to plastic pollution."

The U.S. ranks 20th on the list of countries contributing to plastic pollution in the ocean with an estimated 88 to 242 million pounds per year of plastic marine debris, according to the coalition. In an annual International Coastal Cleanup event on U.S. coasts in 2017, more than 200,000 volunteers collected more than 3.7 million pounds of trash in one day, the majority of it plastic, according to the Plastic Pollution Coalition.

"Recycling as the solution to plastic pollution is a myth," Dianna Cohen, co-founder and CEO of Plastic Pollution Coalition, says. "Recycling is the end point of the production chain, and it does not work without infrastructure and operational systems, which many places in the U.S. and world, simply do not have. In the U.S., industry looks to recycling as a catch-all, when really, we must stop using plastic as a material for single use. Corporations must step up to change their packaging because they are responsible for 100 percent of the damage it does. It's time for all of us to work together and demand a systems shift away from 'disposable' toward nontoxic reusables."

The Plastic Pollution Coalition describes itself as a "global alliance of individuals, organizations, businesses, and policymakers working toward a world free of plastic pollution and its toxic impacts on humans, animals, waterways and oceans and the environment."

Sunlight Can Change Plastic Waste Into Hydrogen Fuel

Have you ever heard of the term “photoreforming”? UK scientists are relying on this ‘simple’ yet innovative process to transform post-consumer plastics into hydrogen fuel and other valuable chemicals.

Scientists of Swansea University and the University of Cambridge are pioneering a plastic recycling technique called photoreforming. This method uses cadmium sulfide quantum dots as photocatalysts to degrade plastics.

First, the photocatalyst is dropped onto the plastic, after which the material is immersed in an alkaline solution. Irradiation with sunlight reduces water from the solution to hydrogen while the plastic polymers simultaneously oxidise to small organic molecules.

The UK scientists tested the system by photoreforming three common polymers; polylactic acid, polyethylene terephthalate and polyurethane. The results matched those of state-of-the-art hydrogen evolution photocatalysis systems that require expensive sacrificial reagents.

‘Plastic waste contains a lot of energy and when you throw it away, you throw away energy. Even when using biodegradable plastics, and waste is not generated, the energy in that plastic is still lost,’ comments Moritz Kuehnelt of Swansea University. He adds: ‘One of the beauties of our photoreforming approach is that it is not very picky. It basically eats up anything that is in there.’

He reports that his crew has proven the applicability of the process to real-world waste by photoreforming a plastic bottle to hydrogen with an efficiency comparable to pure polymers. ‘It was a great relief that it worked,’ admits Kuehnelt.

‘When you do proof-of-concept chemistry you tend to work with purified materials but if you take real-world waste it is never like this, you don’t have a pure plastic and even in a plastic bottle there are plasticisers, stabilisers, coatings and all sorts of chemicals,’ he explains.

‘So we were quite surprised that we could use real waste just as well as the plastics from chemical suppliers. We were worried that the stabilisers would stop us from using real waste or give a huge drop in performance,’ the scientist remarks.

The next step is to scale up the process and apply it to other types of waste. ‘Our vision is that this will be an additional way of treating non-recyclable waste,’ Kuehnelt points out. He imagines customising the technique so it can treat the leftover waste at a recycling plant.

‘Ultimately, maybe people could treat their own plastic waste in their gardens, similarly to compost, with a solar waste-reforming device,’ the scientist theorises. ‘In this scenario, you put your plastic waste inside and get hydrogen to heat your house or fuel your car.’

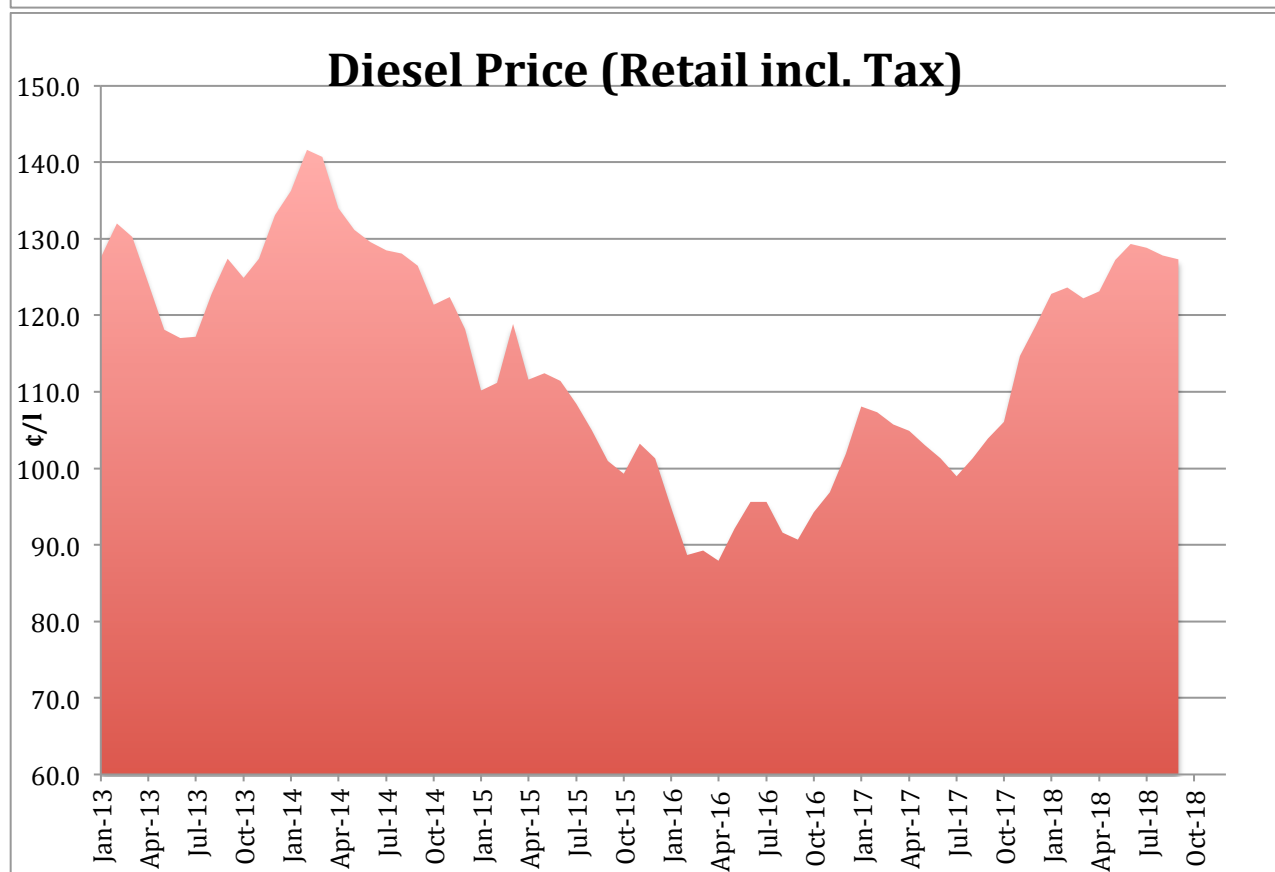
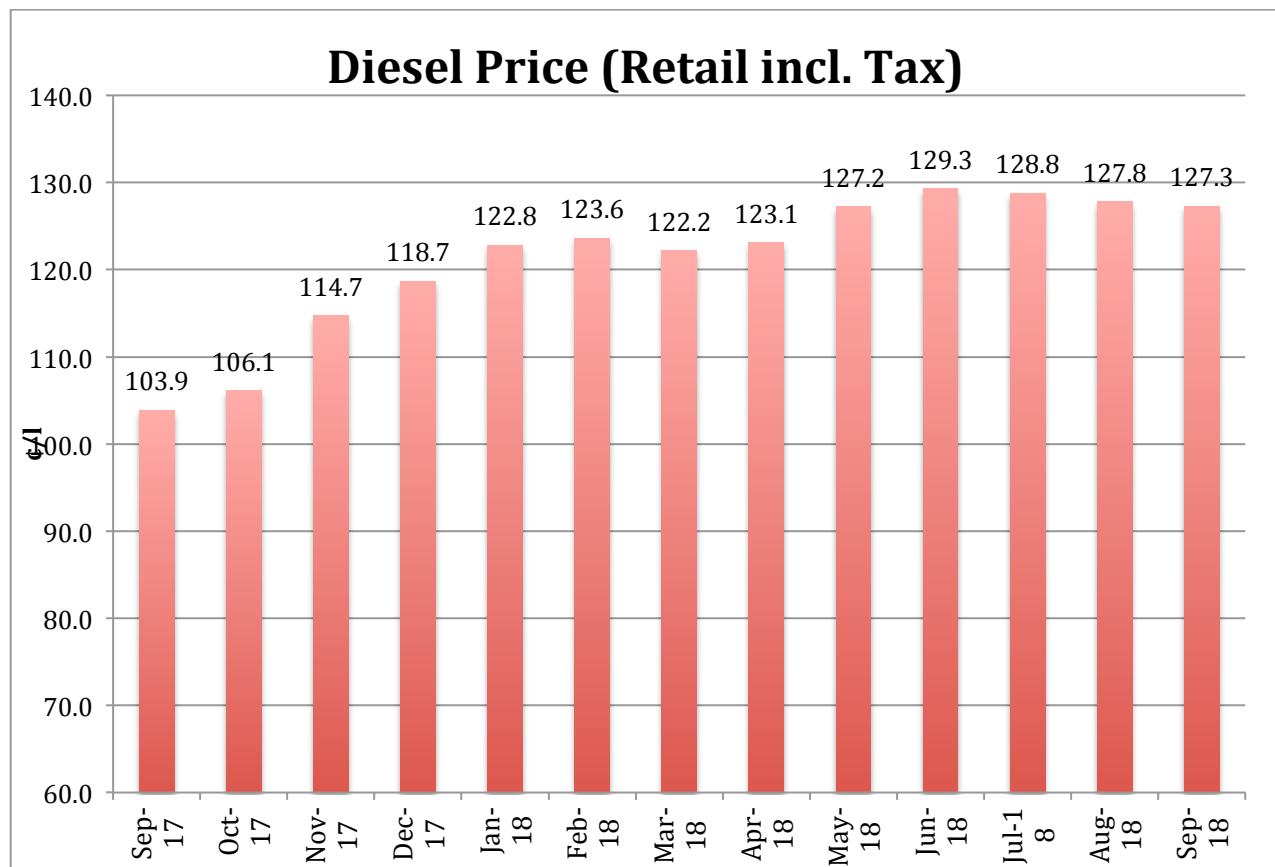
Sweden Discovers How Trash Can Heat Homes

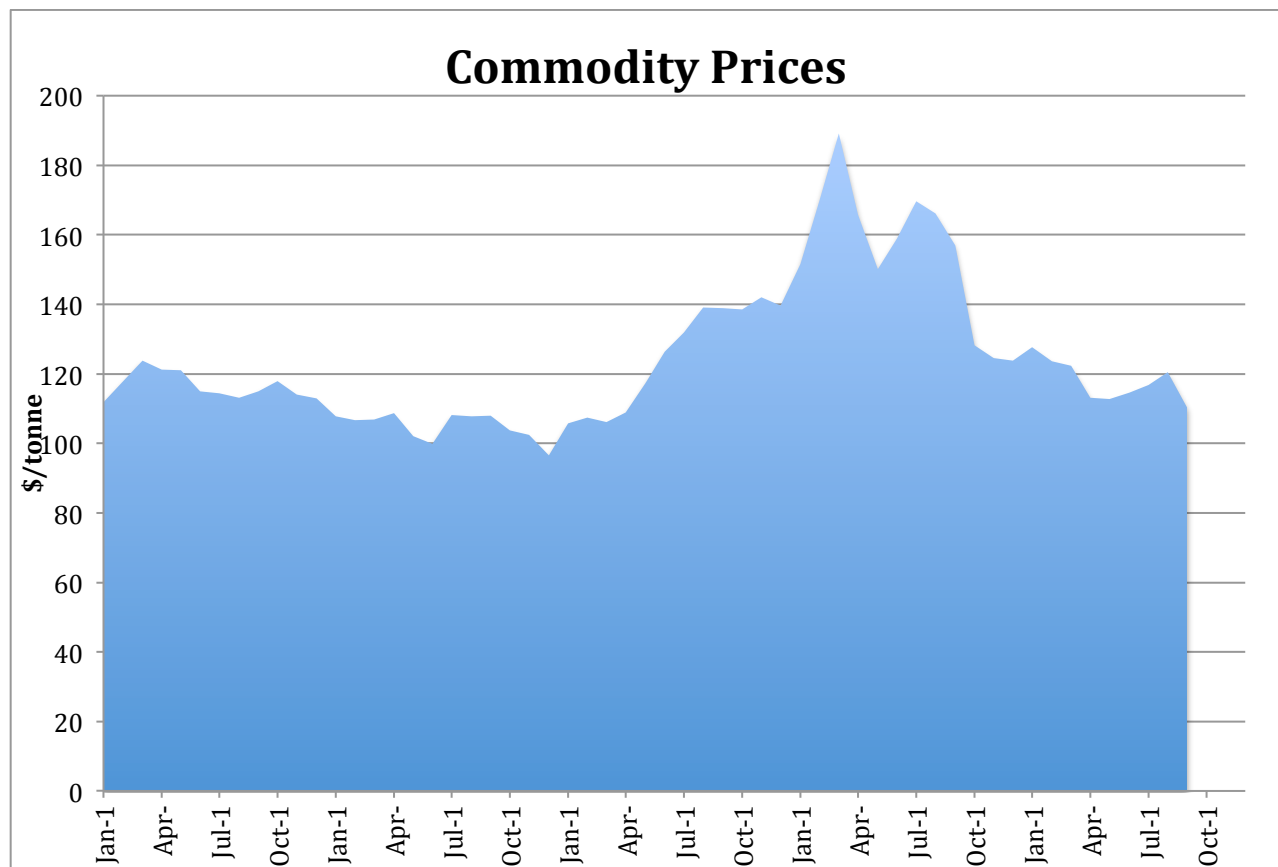
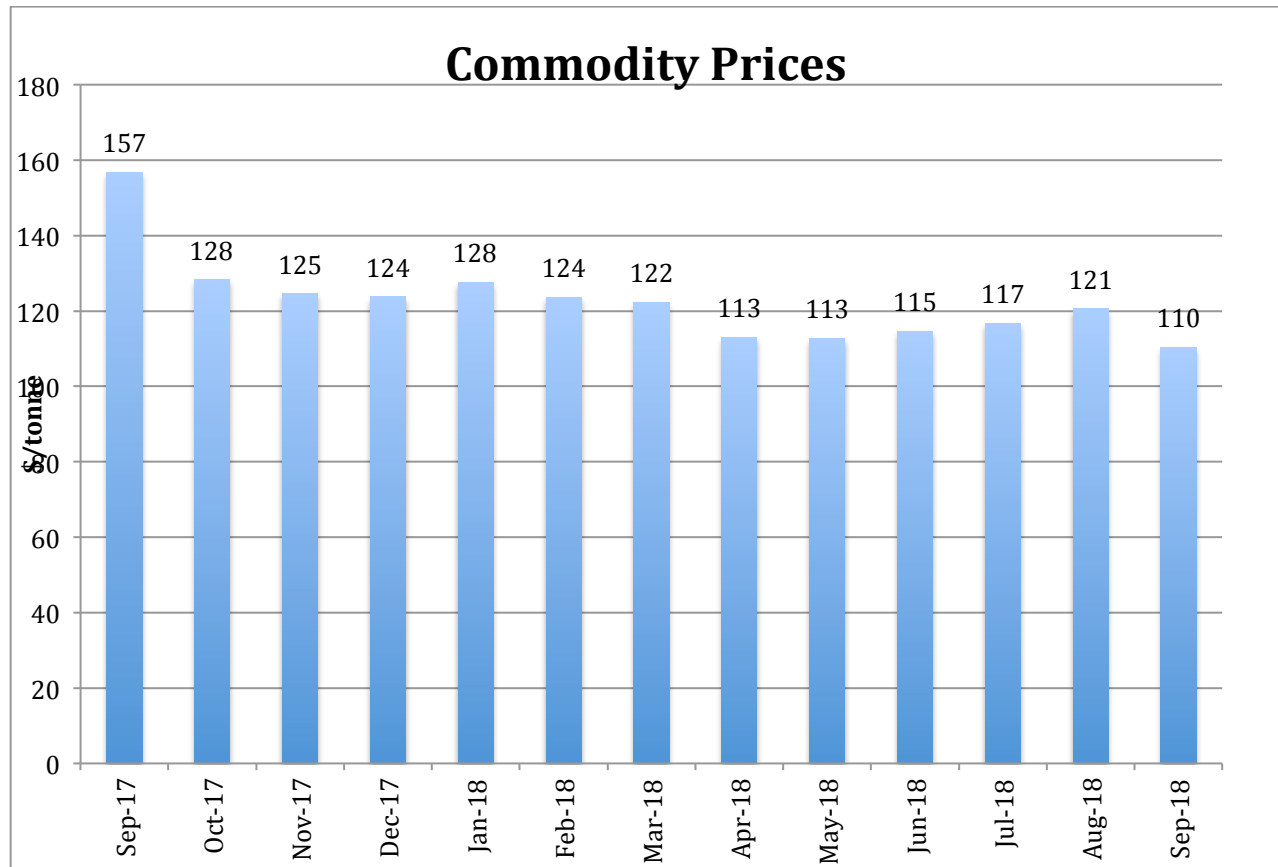
Opposed to using coal or gas, Sweden is burning garbage in its 34 “waste-to-energy” power plants to heat homes in the colder months. According to Tekniska Verken, a municipal government company that runs the plants, four tons of garbage contains energy equivalent to one ton of oil, 1.6 tons of coal, or five tons of wood waste. Although the trash only accounts for a small percentage of the country’s overall power supply, 10 million residents will have hot water for bathrooms and kitchens and central radiator heating thanks to burned trash.

This centralized system of “district heating” warms many buildings in Sweden. The system was built over decades of planning starting in the late 1950s. “This is not something you do overnight,” said Ronny Arnberg, project manager at IVL Swedish Environmental Research Institute in Stockholm.

Trash-burning plants do have their drawbacks, such as emissions like conventional power plants fueled by natural gas and coal.

However, methane generated from organic waste in landfills is reduced. This is important. In the short term, methane is about 72 times more potent as a greenhouse gas than carbon dioxide.





CORPORATION OF THE COUNTY OF HURON

Planning and Development Department

To: Warden and Members of County Council – Day 1

From: Sandra Weber, Director

Date: October 25, 2018

Subject: AG4 (Agricultural Small Holding) Properties and the Keeping of Livestock

RECOMMENDATION

That the report be received for information.

And further that the report be circulated to the local municipalities.

BACKGROUND

A section of the local municipal by-laws appears to now be in conflict with the Nutrient Management Act. Municipal Zoning By-laws across the County currently limit the number of livestock (referred to as nutrient units) on properties zoned AG4 (Agricultural Small Holding Zone). The limits are based on the size of the parcel and typically equal 1 nutrient unit per acre to a maximum of 4 to 5 nutrient units. This limitation appears to be inoperable in that the Nutrient Management Act Regulation 267/03 states there shall be no restriction on the number of farm animals that may be managed in the course of an agricultural operation (unless imposed by the Regulation). The Nutrient Management Act supercedes a municipal by-law if it addresses the same subject matter as the Regulation.

COMMENTS

Municipal by-laws in Huron have utilized this zoning approach for a number of years. The intent was to allow small parcels in the agricultural area (created through the retirement residence, surplus residence consent processes, etc.) to have a few livestock units rather than requiring the existing barns to be demolished or renovated for storage purposes only. This responded to the requests to have small hobby farms and created a reasonable relationship between the number of livestock and the size of the property. It was our understanding at the time of implementing this approach that municipalities were able to address the keeping of livestock equal to or less than 5 Nutrient Units which is the threshold for the Nutrient Management Act. We are now aware that the Act does not permit zoning by-laws to regulate the keeping of livestock in Agricultural Zones. The current AG4 zone permits a residential use and uses accessory to the permitted uses (home industrial use, home occupation use, agricultural use limited, bed and breakfast, group home). There is a special notwithstanding provision for existing and new barns subject to the following:

Minimum Lot Area (Hectares)	Maximum Number of Nutrient Units Permitted	Minimum Distance Separation Requirement
0.4	1	85 metres
0.8	2	85 metres
1.2	3	85 metres
1.6+	4	85 metres

In terms of the number of properties affected by this issue, MPAC data shows that there are 1818 properties zoned AG4 across Huron County with approximately 807 (44%) that have an existing barn. Geographically, the properties are dispersed throughout the County relatively equally (see Chart 1).

Chart 1: Number of AG4 Zones in each Local Municipality

Municipality	Number of AG4 zones
ACW	225
Bluewater	305
Central Huron	269
Howick	104
Huron East	361
Morris-Turnberry	217
North Huron	67
South Huron	270

Implications of Policy Shift:

1. Number of livestock cannot be limited through zoning on AG4 zoned properties. Where a building permit is required, the requirements of Minimum Distance Separation and setbacks to lot lines will be implemented and a Nutrient Management Strategy may be required (depending on the size of operation). It is important to note that AG4 properties with existing barns may not require a building permit and may not trigger the requirement for a Nutrient Management Strategy.
2. Municipal By-laws are required to be silent on the keeping of livestock in Agricultural Zones. It appears the limitations within urban settlement areas are operable.
3. Farm operations of every size are required to maintain sound farming practices. If a resident/neighbour is concerned about manure management or other farm practices on an agricultural parcel, there is a complaint process through OMAFRA and/or the Normal Farm Practices Board.
4. For surplus residence consents, where the severed parcel contains a barn, the structure must either be: a) demolished or b) altered such that it is not able to house livestock. In recent years, the approach in Huron County has been to allow well maintained barns to remain with the severed residence. The concern with this approach is that if the barn can house livestock (an unlimited number of livestock in light of recent information), this could be interpreted as the creation of a small farm as opposed to the severance of a surplus house.

Recommended option:

1. Maintain the AG4 zoning on existing AG4 parcels and update the zone provisions to remove the restriction on nutrient units.

New applications for severance of a surplus residence would include a condition to either have the barn demolished, or altered so that it is no longer capable of housing livestock, to the satisfaction of the municipality. This may require the removal of the infrastructure such as manure storage, feed bins, mangers, stalls, etc. This would not prohibit livestock on the property in the future or the conversion of the former barn to a livestock use, however, structural changes to the building to accommodate livestock would require a Building Permit which would trigger a Nutrient Management Strategy to be prepared.

Some neighbouring municipalities use a Rural Residential zone for lots created through the surplus farm dwelling consent process. The permitted uses and structures in this zone would be residential and non-farm accessory structures. This would prohibit the keeping of livestock on any future lots created through surplus farm residence severance. If this approach were preferred, the Official Plans would also need to be amended to include a policy in the Agricultural Section that lots created as a result of a surplus farm residence severance will be zoned Rural Residential and are considered a residential lot and not an agricultural operation.

The Planning Department is not recommending this option because the keeping of a few animals on AG4 properties is a common practice within the County that has not led to significant complaints and/or issues.

OTHERS CONSULTED – Greg Stewart, County Solicitor; Ontario Ministry of Agriculture Food and Rural Affairs; Ministry of Municipal Affairs and Housing; County Planning Directors; Kirk Livingston, CBO; Planners

BUDGET IMPACTS

Staff resources to prepare amendments within current budget.

Original Signed by

Sandra Weber
Director

Original Signed by

Meighan Wark
CAO

*Council Correspondence - Re 2018 Community Grant***2018 Fall Rummage Sale Report.**

The South Huron Hospital held its fall rummage sale on October 23rd, 24th and 25th, making \$15,698.06. This is an increase over the previous sale. The success of our sales is due to the many volunteers who work at the sale and at this sale put in 2,300 hours, and the support of our community. We are always left with many items when the sale ends but have been able to donate many of them on to local charities, namely Goodwill, Mission Services and Habitat for Humanity. We wish to thank the Municipality for allowing us the grant for the rec centre rent. This allows us to purchase much needed equipment for our local hospital.

Submitted by Anne Helm, SHHA President.



PROJECT		Schedule of Works				Version:	18-Oct-18
180711		<u>ABCA Pedestrian Bridge</u>				Revision 3	
Date	Day	Equipment	Task	CREW	DELIVERY		
20-Oct	Sat		Day off				
21-Oct	Sun		Day Off				
22-Oct	Mon		Mobilization Restrict Public Access				
23-Oct	Teu		Clearing and Grubing Strip Top Soil				
24-Oct	Wed		Dewatering				
25-Oct	Thur		Excavate pier foundations				
26-Oct	Fri Fri		Form and pour pier and abutment foundations				
27-Oct	Sat		Day Off				
28-Oct	Sun		Day Off				
29-Oct	Mon		Form pier and abutment walls				
30-Oct	Tue		Pour pier and abutment walls			Teeswater	
31-Oct	Wed		Granular A Approach Stone Dust Approach			Reids Lavis	
1-Nov	Thur		Install Pedestrian Bridge Pour Ballast Walls			Iron Bridge	
2-Nov	Fri		Site Restoration Demobilization				
3-Nov	Sat		Day Off				
4-Nov	Sun		Day Off				
5-Nov	Mon		Contingency Day				
6-Nov	Tue		Contingency Day				
7-Nov	Wed		Contingency Day				
8-Nov	Thur		Contingency Day				
9-Nov	Fri		Contingency Day				
10-Nov	Sat		Day Off				
11-Nov	Sun		Day Off				

Council

Oct 22/18

On behalf of the Exeter Saddle Club I wish to thank the Municipality of South Huron for the grant of Four Hundred dollars to our club for 2018. We used the funds to pay the rental of the rodeo ring for our competitions this past Summer, good fun was had by all. Again Thank You

Bob Parsons

President Exeter Saddle Club

Certificate of Recognition

The Huron County Health Unit is committed to partnerships with those who share our passion for positive change in health.

The Huron County Health Unit recognizes and appreciates

Municipality of South Huron

for being a valued partner in improving
the health of Huron County residents.



Huron County
Health Unit

October 2018

A handwritten signature in black ink, appearing to read "Maarten Bokhout".

Dr. Maarten Bokhout
Medical Officer of Health (A)



Township of McKellar

701 Hwy #124, P.O. Box 69, McKellar, Ontario P0G 1C0

Phone: (705) 389-2842

Fax: (705) 389-1244

October 24, 2018

Municipalities of Ontario

Re: Governance Models

Please be advised that at its regular meeting held, Monday October 1, 2018 the Council of the Township of McKellar passed the following resolution:

18-317 WHEREAS on September 17, 2018 the following statement was issued from the AMO Office of the President "We urge the Ontario government to clearly state its interests in having governance review, and how it will proceed. And we urge the Ontario government to work with AMO and the municipal order of government to change requirements that undermine municipal finance, infrastructure investment and efficient service delivery all across Ontario" as per the attached letter;

AND WHEREAS the current President of AMO is the Mayor of Parry Sound;

AND WHEREAS the goals for a "Governance Review" may not be the same for the Town of Parry Sound as they are for other municipalities in the District of Parry Sound;

AND WHEREAS AMO has no mandate from the District of Parry Sound Municipalities to speak on their behalf on governance models such as Regional Government or Amalgamations;

AND WHEREAS the Honourable Steve Clark, Minister of Municipal Affairs and Housing sent out the attached letter indicating there will be discussion with municipal partners regarding governance models;

NOW THEREFORE BE IT RESOLVED that the Township of McKellar requests that any discussions that AMO has with the Province be preceded with an open meeting between AMO, all members of Council and members of the public to determine the desires of each municipality in regard to governance models;

AND FURTHERMORE BE IT RESOLVED that our MPP Norm Miller and the Province of Ontario also have an open dialogue with the Township of McKellar and respect the opinions of the township as it regards to any review of the local governance model.

YEAS: Councillors Beier, Haskim, Kekkonen, Zulak and Reeve Hopkins

NAYS:

Carried

Sincerely,

Ina Watkinson
Administrative/Treasury Assistant
Township of McKellar



The Corporation Of The Municipality Of South Huron

By-Law #85-2018

Being a by-law to establish the Rules of Procedure and appoint the members of the Animal Control Tribunal for the Municipality of South Huron

Whereas the *Municipal Act* 2001, as amended, Section 8 confers broad authority on municipalities thereby allowing them to govern their affairs as they consider appropriate and to enhance their ability to respond to municipal issues; and

Whereas Section 23.1 of the *Municipal Act* 2001 as amended, permits Council to delegate appeals under Animal Control By-Law 21-2018 to an independent Tribunal; and

Whereas the Animal Control Tribunal is subject to the *Statutory Powers Procedure Act* 1990; and

Whereas the establishment of the Tribunal permits the Municipality of South Huron to separate its quasi-judicial functions from its legislative and executive functions; and

Whereas the South Huron Animal Control By-Law 21-2018 allows for appeals to the Animal Control Tribunal; and

Whereas the appointments set out herein shall coincide with the term of Council unless otherwise specified and shall remain in effect until replacement appointments are made by resolution or amendments to the Animal Control Tribunal By-Law;

Now therefore be it resolved that the Council of The Corporation of the Municipality of South Huron enacts as follows:

1. That the South Huron Animal Control Tribunal shall be composed of all of the members of Council and the Secretary.
2. That the Rules of Procedure governing the South Huron Animal Control Tribunal are identified as Schedule "A" and attached hereto, and forms an integral part of this by-law.
3. That the Terms of Reference of the South Huron Animal Control Tribunal are identified as Schedule "B" and attached hereto, and forms an integral part of this by-law.

4. That where the provisions of any other by-laws are inconsistent with the provisions of this by-law, the provisions of this by-law shall prevail.
5. This by-law shall be known as the South Huron Animal Control Tribunal By-Law and shall come into force and effect upon the third and final reading thereof.

Read a first and second time this 19th day of November, 2018.

Read a third and final time this 19th day of November, 2018.

Maureen Cole, Mayor

Rebekah Msuya-Collison, Clerk

South Huron Animal Control Tribunal Rules of Procedure
to Govern the Proceedings of the South Huron Animal Control Tribunal

Part 1

Definitions

"Applicant" shall mean the animal owner who submits a notice in writing requesting a hearing for review of an order to comply issued under section Animal Control By-Law 21-2018;

"Animal Control Tribunal" shall mean the Committee of Council called the South Huron Animal Control Tribunal;

"By-law Enforcement Officer/ Animal Control Officer" shall mean a person appointed as such by a by-law of the Municipality of South Huron to enforce this By-law.

"Confirmation of Hearing Request" shall mean an acknowledgement of receipt by the Clerk of the animal owner's notice in writing requesting a hearing.

"Tribunal Secretary" shall mean the Tribunal Secretary or any person under their authority.

"Hearing" shall mean that part of the proceeding before the Tribunal where evidence or submissions are heard:

"Oral hearing" shall mean a hearing or part of a hearing during which the parties or their representative(s) attend in person before the Tribunal.

"Interested person" shall mean a person attending the Tribunal and may include a person who does not have party status before the Tribunal.

"Party" shall mean the applicant and the municipality, as represented.

"Person" shall include a corporation, partnership, agent or trustee, or other legal representatives of a person to whom the context can apply according to law, and the entities included within the meaning of a person in the Statutory Powers Procedure Act, R.S.O. 1990, c. S.22, as amended.

"Potentially vicious dog" shall mean any individual dog that, in the absence of any mitigating factor, chases or approaches any person or domestic animal in a menacing

fashion or apparent attitude of attack, including but not limited to behaviour such as growling or snarling.

"Proceeding" shall mean a matter brought before the Tribunal.

"Representative" shall mean legal counsel or agent who is authorized by law to represent a person in the proceeding.

"Respondent" shall mean the Municipality of South Huron, as represented.

"Rules" shall mean the Rules of Procedure as set out in this document, which may be amended from time to time.

"Tribunal" shall mean the Animal Control Tribunal of the Municipality of South Huron.

"Vicious dog" shall mean any individual dog that:

- a) Has, in the absence of any mitigating factor, attacked, bitten or caused injury to a person or has demonstrated a propensity, tendency or disposition to do so; or
- b) Has significantly injured or killed a domestic or farm animal; or
- c) Having been previously designated as a potentially vicious dog is kept or permitted to be kept in violation of the requirements for such dog.

Part 2

Application of Rules

General

1. These Rules apply to all Hearings before the South Huron Animal Control Tribunal (the "Tribunal"), subject to the Animal Control By-law, *Statutory Powers Procedure Act*, and any other applicable legislation.
2. The Tribunal may, at any time, as it deems necessary, dispense with compliance with any Rule, save and except those prescribed as mandatory by the *Statutory Powers Procedure Act* and any other legislation governing the Tribunal.
3. These Rules shall be liberally construed to secure the just, most expeditious and cost-effective determination of every proceeding on its merits.
4. Where a party to an appeal has not complied in full with any Rule, the Tribunal may:

- a. adjourn the proceeding until satisfied that such Rule has been complied with; or
 - b. take any other step as it considers just and reasonable.
5. A party to a proceeding may be represented by an Agent.
6. Hearings shall be held at the Municipality of South Huron Town Hall at 322 Main Street South, Exeter unless otherwise specified in the Notice of Hearing.
7. The Tribunal Secretary shall administer oaths and affirmations for the purpose of any of a Hearing.

Part 3

Tribunal Hearings

Record of Tribunal Hearings

8. The Tribunal Secretary shall record the Hearings of the Tribunal.
9. Other than the Tribunal Secretary, no person shall take or attempt to take a photograph, motion picture, audio recording or other record capable of producing visual or aural representations by electronic means or otherwise at a Hearing before the Tribunal that is open to the public, without the Tribunal's consent.

Voting

10. All actions taken by the Tribunal shall be voted on and the decision made by majority vote.
11. Members, including the Chair, may vote on all motions and other questions submitted at a Hearing.
12. In the case of a tie vote, the motion or question shall be deemed to have been lost.

Quorum for Meetings

13. A majority of the Members must be present to achieve quorum for a Hearing.
 - a. If no quorum is present 15 minutes after the time appointed for the commencement of the Hearing, the Tribunal Secretary shall cancel the Hearing and shall reschedule the Hearing in accordance with these Rules.
 - b. Notwithstanding Subsection 13(a), when the number of Members who refrain from participating in debate of a matter, or voting by reason of having declared an interest according to the provisions of the *Municipal Conflict of Interest Act*, leaves a remaining number of Members that does

not make quorum, the remaining Members will be deemed to constitute quorum, provided that not less than two (2) Members to remain present to continue the Hearing.

Part 3

Notice Requesting an Appeal Notice

- 14.** An appeal is commenced by the filing of a Notice of Appeal in the form approved by the Municipal Clerk, in accordance with the provisions of the Animal Control By-law.
- 15.** The Notice of Appeal shall be provided to the Municipal Clerk before close of business on the last day for appeals by personal delivery.
- 16.** A complete Notice of Appeal shall include:
 - a.** a copy of the decision or order giving rise to the appeal;
 - b.** a statement setting out the grounds for the appeal;
 - c.** the name, telephone number, email address and address for service of the Appellant or Agent;
 - d.** the original signature of the Appellant or Agent;
- 17.** Where a Notice of Appeal is not complete, the Municipal Clerk shall refuse the Notice of Appeal and shall inform the Appellant of the documentation required in order to complete the Notice of Appeal.
- 18.** If a Notice of Appeal is received after the appeal deadline the Municipal Clerk shall refuse the Notice of Appeal and shall advise the Appellant in writing that:
 - a.** the appeal is denied based on the late filing; and
 - b.** the decision or order under appeal is final and binding.
- 19.** A person wishing to bring a motion to extend the time for filing an appeal shall make a written request (the "request"), supported by reasons, to the Tribunal Secretary.
- 20.** The Tribunal Secretary may then schedule a time for the hearing of the motion and shall forward a copy of the request to the members of the Tribunal and the Animal Control Officer or By-Law Enforcement Officer
- 21.** The person making the request has a right to attend the motion and further explain the particulars of the request to the Tribunal.

- 22.** The Tribunal also has the right to ask questions of the person bringing the motion.

Part 5

Notice of Hearing Scheduling of Hearing

- 23.** Within sixty (60) days of receipt of a complete Notice of Appeal by the Municipal Clerk:
- a.** the Tribunal Secretary shall contact the Members to advise them of the Appeal and to confirm quorum for the next Hearing date; and
 - b.** the Tribunal Secretary shall schedule a Hearing, and shall give reasonable notice to the required parties.
- 24.** The Notice of Hearing shall contain:
- a.** the time, place and purpose of the Hearing;
 - b.** a reference to the statutory authority under which the hearing will be held; and
 - c.** a statement that if the Appellant or Agent does not attend the Hearing, the Tribunal may proceed in the Appellant's absence and the Appellant will not be entitled to any further notice in the proceeding.
- 25.** The Secretary will send a Notice of Hearing to the Appellant by registered mail at least 21 days prior to the hearing.

Agenda

- 26.** The Tribunal Secretary shall compile an Agenda for each Hearing to include all appeals to be dealt with at that Hearing date.
- 27.** The Tribunal Secretary shall provide a copy of the agenda for each Hearing to the Members at least ninety-six (96) hours prior to the Hearing date.
- 28.** A copy of the Agenda may be posted on the Municipality of South Huron website.

Withdrawal of Appeal

- 29.** An appeal may be withdrawn prior to the Hearing date by filing a letter of withdrawal with the Municipal Clerk as soon as reasonable.

- 30.** If the Municipal Clerk receives a withdrawal of appeal prior to the Hearing date, notice of cancellation of that particular Hearing shall be sent to all persons who received the Notice of Hearing.

Effect of Non-Attendance at a Hearing

- 31.** Where Notice of a Hearing has been given to a party and the party does not attend the Hearing, the Tribunal may proceed in the absence of the party and the party is not entitled to any further notice in the proceeding.

Part 6

Filing Documents

Filing Documents

- 32.** If an Appellant intends to make use of any written or documentary evidence at the Hearing, the Appellant shall bring to the hearing a sufficient number of copies of documents for the Tribunal members, the Tribunal Secretary and the other parties. Documents are to be delivered to the Municipal Clerk no later than seven (7) clear days before the Hearing date.
- 33.** The Tribunal Secretary shall distribute copies of the Appellant's documents to the required parties.
- 34.** The Appellant shall include with the documents a statement of his or her address, telephone number, email address and the name of the proceeding to which the document relates.

Part 7

Disclosure

- 35.** The Animal Control Secretary, who attends the hearing in support of the Order, **may** send a disclosure package to the Appellant, which may include the following:
- a. A copy of the signed order;
 - b. A copy of the signed courtesy letter sent to the Appellant (if

applicable);

- c. A copy of the Animal Control Officer's notes;
 - d. A copy of the photographs taken by the Animal Control Officer;
 - e. A copy of any relevant or other documents;
 - f. A list of any additional material that may be used at the hearing such as additional photographs;
 - g. A request for disclosure from the Appellant including a deadline date.
- 36.** If the Appellant has any material, such as documents or photographs, that he or she wishes to use during the hearing, the Appellant should disclose it to the Animal Control Secretary in advance, as requested in the disclosure package sent by the Animal Control Secretary.
- 37.** If either the Animal Control Secretary or the Appellant brings forward material during the hearing that has not been disclosed to the other party in advance, the Chair of the Tribunal will recess the hearing to allow the other party to review the material. When the hearing resumes, the other party will be given the opportunity to state any objections to the use of the material during the hearing. The Tribunal will decide, based on the submissions of the parties, whether or not the material may be referred to or introduced into evidence.

Part 8

Adjournments

Adjournments

- 38.** A Hearing may be adjourned at the discretion of the Tribunal upon its own motion or upon the motion of a party where that party satisfies to the Tribunal that the adjournment is required to permit an adequate Hearing to be held.
- 39.** In deciding whether to grant an adjournment, the Tribunal may consider one or more of the following factors:
- a. the sufficiency of the reasons advanced for the request to adjourn;
 - b. the timeliness of the request;
 - c. the resources of the Tribunal;
 - d. the prejudice to the parties;
 - e. whether any adjournments have been granted previously;
 - f. the consent of the parties; and
 - g. any other relevant factor.

40. The Tribunal may grant adjournments on such terms and conditions as it considers advisable.
41. The Tribunal may, in its discretion, refuse an adjournment even though the parties consent.

Part 9

Legal Advice to Tribunal Members

42. Members of the Tribunal holding a Hearing shall not have taken part, before the Hearing, in any communication directly or indirectly in relation to the subject-matter of the Hearing, with any person, or with any party or Agent, except upon notice to and with opportunity for all parties to participate, but the Tribunal may seek legal advice from Counsel to the Tribunal and, in such case, the nature of the advice should be made known to the parties in order that they may make submissions as to the law.

PART 10

Witnesses Order for Witness Statements

43. The Tribunal may order a party to the Hearing to provide witness statements or summary of the evidence witnesses will give, including expert witnesses.

Rights Of Parties To Examine Witnesses

44. A party to a proceeding may, at a Hearing:
 - a. call and examine witnesses and present evidence and submissions; and
 - b. conduct cross-examinations of witnesses at the Hearing to the extent reasonably required for a full and fair disclosure of all matters relevant to the issues in the Hearing.

Summons To Witness

45. The Tribunal may issue a summons to a witness on its own initiative or upon request of a party in accordance with the *Statutory Powers Procedures Act*.

Abuse of Process

46. The Tribunal may make such orders or give such directions in proceedings as it considers proper to prevent abuse of its processes.
47. The Tribunal may reasonably limit further examination or cross-examination of a witness where it is satisfied that the examination or cross-examination has been sufficient to disclose fully and fairly all matters relevant to the issues in the proceeding.
48. The Tribunal may exclude from a Hearing anyone, other than a person licensed under the Law Society Act, appearing on behalf of a party or as an Agent if it finds that such person is not competent to properly represent or to advise the Party or witness or does not understand and comply at the Hearing with the duties and responsibilities of an advocate or adviser.

Part 11**Hearing Procedures Opening Procedures**

49. The Chair shall call the Hearing to order and read an opening statement outlining the procedure and format of the Hearing process.
50. The Chair will read out the proceedings listed on the Agenda.

Statements

51. Where a Member has any direct or indirect pecuniary interest pursuant to the *Municipal Conflict of Interest Act*, in any proceeding that is before the Tribunal, the Member,
- a. shall, prior to any consideration of the Appeal, disclose the interest and the general nature thereof;
 - b. shall recuse him or herself from the Hearing of that Appeal; and
 - c. shall not attempt in any way whether before, during or after the Hearing to influence the decision of the Tribunal.

Motions

52. The Tribunal will hear motions regarding any Hearing listed on the Agenda.

- 53.** The Tribunal will hear motions for adjournment requests prior to the commencement of any Hearing.
- 54.** If a party brings a motion regarding a proceeding not listed on the agenda, the Tribunal may decide to hear the motion at that time or order that it be brought at a later date.

Order of Presentation

- 55.** Subject to any motions previously adopted by the Tribunal, the Chair will indicate that the Tribunal will now hear the first appeal on the agenda.
- 56.** The Chair make an opening address and requests that the Parties to an appeal identify themselves, including any witnesses who intend to give evidence on behalf of the Appellant to the appeal.
- 57.** All Appellants and/or their representatives and witnesses must sign in.
- 58.** The Chair will call the meeting to order and ask Tribunal members to declare any conflicts of interest.
- 59.** The Tribunal Secretary will advise of any changes to the Agenda. The Tribunal will approve the Agenda and adopt the previous meeting minutes.
- 60.** The Chair will ask the Animal Control Secretary, who sits facing the Tribunal, whether there are any requests for adjournment or Orders that have been complied with. The Tribunal will deal with these matters first.
- 61.** The Chair will state the Order for which the appeal is being heard and the Appellant will take a seat facing the Tribunal.
- 62.** The Animal Control Secretary and then the Appellant may make an opening submission;
- 63.** The Animal Control Secretary will call their witnesses. Once called, a witness is seated at the witness table and is sworn in, either under oath or by affirmation.
- 64.** At the conclusion of the testimony of each of the Animal Control Secretary's witnesses, the Appellant and the Tribunal may ask their own questions.
- 65.** After the Animal Control Secretary has called all of their witnesses, the Appellant will call their witnesses who may be the Appellant themselves and/or other

witnesses. Again, once called, a witness is seated at the witness table and is sworn in, either under oath or by affirmation.

66. Information submitted by the Animal Control Secretary and the Appellant shall be limited in speaking to not more than fifteen (15) minutes in total per appeal.
67. At the conclusion of the testimony of each of the Appellant's witnesses, the Animal Control Secretary, the By-Law Enforcement Officer and/or Animal Control Officer and the Tribunal may ask their own questions.
68. The Appellant and then the Animal Control Secretary make final submissions, which should include what they want the Tribunal to do with respect to confirming, modifying or rescinding the Order and/or extending the time for complying with Order.
69. The Tribunal Members may ask questions of any witness, through the Chair.
70. After all the evidence has been presented by all parties to the proceedings, the By-Law Enforcement Officer and/or Animal Control Officer may make a closing address, followed by the closing address of the Appellant, if he or she decides to do so.

Other Representations; Right of Reply

71. After the Appellant's presentation, the Tribunal will hear from anyone else who wishes to make representations before the Tribunal pertaining to the matter.
72. Persons giving evidence are subject to questions by the Tribunal, the Appellant or the Appellant's Agent, and the Agent for the Municipality.
73. The Municipality's Agent has the right of reply on matters which could not have been anticipated prior to hearing the Appellant's evidence.

Closing Statements

74. At the conclusion of all evidence presented, parties are entitled to make final submissions to the Tribunal.

Considerations in Exercising Powers to Make an Order

75. The Tribunal may take into consideration the following:
 - a. The dog's past and present temperament and behaviour;
 - b. The seriousness of the injuries caused by the subject dog;
 - c. Unusual contributing circumstances tending to justify the dog's action;

- d. The improbability that a similar attack will be repeated;
- e. Precautions taken by the owner to preclude similar attacks in the future;
and
- f. Any other circumstances the Tribunal considers to be relevant.

Tribunal Decision

- 76.** The Tribunal may recess any time to consider its final decision or any interim decision during the Hearing.
- 77.** The Tribunal will render its decision on the matter in the presence of the public and the Animal Control Secretary and the Appellant. If Tribunal determines that additional information is required to render a decision, it may adjourn the matter to a future meeting date.
- 78.** If the Tribunal requires, it may move into Closed Session upon adoption of the required motion, to deliberate and/or to draft a Notice of Decision or to consult with Counsel for the Tribunal. The Tribunal shall give a written decision or may reserve its decision.
- 79.** If the decision is reserved the Chair will advise the Appellant that the Appellant will be notified by registered mail of the Tribunal's decision.
- 80.** The decision of the Tribunal is final and binding and include details that include confirming, modifying or rescinding the Order and/or extending the time for complying with Order.
- 81.** The Tribunal's decision or order is effective from the date on which it was made and will be sent to the Appellant within two (2) weeks of the hearing.

Notice Of Decision

- 82.** The Tribunal Secretary shall issue a copy of the Notice of Decision or order, including the reasons if any have been given, to each party who participated in the proceeding, or the party's representative or agent, if any, within five (5) days of the making of the decision.
- 83.** The Tribunal shall issue a copy of the Notice of Decision or order, including the reasons if any have been given, to each party who participated in the proceeding, or the party's representative or agent, if any,
 - i. in person
 - ii. by regular mail;
 - iii. by electronic transmission;

- iv. by some other method that allows proof of receipt.
 - a. If the copy of the decision or order is sent by mail, it shall be sent to the party's most recent address known to the Tribunal, and shall be deemed to have been received by the party on the fifth (5) day after the day it is mailed.
 - b. If the copy of the decision or order is sent by electronic transmission, it shall be deemed to be received on the date it was sent.
 - c. If the copy of the decision or order is sent by a method referred to in 80 (iv), it shall be deemed to be received on the date contained in the proof of receipt.
- 84.** The written decision set out in the Notice of Decision shall be signed by all Members of the Tribunal that took part in the Hearing and shall contain written reasons to support the decision.
- 85.** The Notice of Decision shall contain a record of the proceedings, compiled by the Tribunal Secretary, which shall include:
- a. list of persons present;
 - b. list of witnesses and for whom they testified;
 - c. any interlocutory orders made by the Tribunal; and
 - d. all documentary evidence filed with the Tribunal, subject to any limitations expressly imposed by any other Act.

Accessibility and Accommodation

- 86.** Parties requiring accommodation of a disability in order to participate in Tribunal proceedings, whether as an Appellant, witness, or agent representing the Appellant, must notify the Tribunal as early as possible in order that accommodation requests can be addressed in advance of the Hearing date.

South Huron Animal Control Tribunal Terms of Reference

The Municipal Act, 2001, permits Council to delegate its authority to create a quasi-judicial body to hear appeals with respect to animal control.

1. Name

The name of the Tribunal is the Municipality of "South Huron Animal Control Tribunal"

2. Mandate

The South Huron Animal Control Tribunal (the "Tribunal") is an independent quasi-judicial tribunal that reviews the decisions of the Animal Control Officer and By-Law Enforcement Officer.

The Tribunal has the authority to:

- a) Confirm the determination of a Vicious or Potentially Vicious Dog Order; or
- b) Rescind the determination of a Vicious or Potentially Vicious Dog Order;
- c) Confirm, modify or rescind the Order and/or extend the time for complying with Order
- d) Make any Order the Animal Control Officer or By-Law Enforcement Officer could have made, or direct that the owner do anything under the Animal Control By-Law, as the Tribunal considers proper and for such purpose may substitute its opinion for that of the Animal Control Officer or By-Law Enforcement Officer.

3. Enabling Legislation, By-Law or Staff Report:

The South Huron Animal Tribunal is established under the authority of the Animal Control By-Law 21-2018, as amended.

The Animal Control Tribunal is required to adhere to the provisions outlined in Animal Control Tribunal Rules of Procedure amended from time to time.

The Tribunal operates under the authority of the *Statutory Powers and Procedure Act*. The Tribunal hears appeals from the decisions of the Animal Control Officer and By-Law Enforcement Officer that carry right of appeal to the Tribunal as set out in South Huron Animal Control By-Law 21-2018.

4. Board Size and Composition

The Tribunal is comprised of all of the members of Council including one member appointed as Chair. Each meeting is conducted by a tribunal panel of all the members.

5. Term

The term of appointment of members to the Tribunal is four years coincident with the term of Council. Members continue to serve until their successors are appointed.

6. Chair

The Tribunal member will select a Chair from within the membership at the first hearing of each year and the Chair may rotate on an annual basis or as deemed necessary by the Tribunal members.

If the Chair is not present within the first ten minutes of a Tribunal meeting or is absent through illness or otherwise, the Tribunal shall select another member as Acting Chair. While presiding, the Acting Chair shall have all the powers of the Chair.

The Chair of the Tribunal is responsible for:

- Chairing any necessary meetings of the Tribunal in accordance with the Animal Control Tribunal Rules of Procedure;
- Acting as the lead representative and spokesperson for the Tribunal;
- Preparing the Report to Council on the Tribunal activities;
- Ensuring that hearing practices of the Tribunal are fair and effective;
- Ensuring quality and consistency of tribunal decisions and that the Tribunal carries out its functions and meets its obligations;
- Liaison with Municipal staff on administrative support matters;
- Responding to information and privacy related matters respecting the Tribunal.

7. Member Responsibilities

Tribunal members are responsible for:

- Reviewing materials filed with each application they hear;
- Rendering a written decision based on the information presented;
- Attending meetings of the Tribunal and when not possible to attend send regrets in advance.

8. Tribunal Hearing Procedure

Meetings of the Tribunal shall be governed by South Huron Animal Control Tribunal Rules of Procedure (the "Rules of Procedure"). The frequency of meetings is on an as-needed basis (at the availability of the individuals involved). Posting of the Tribunal meeting agenda on the South Huron website shall constitute notice of a Tribunal meeting.

An annual activity report will be submitted to Council. The decision of the Tribunal is final.

9. Quorum:

A majority of the membership (4 Members) constitutes a quorum. If a quorum is not present within (15) minutes of the times fixed for the commencement of the meeting, the Tribunal meeting will be rescheduled to a future date.

10. Administration

The Clerk of the municipality or designate shall follow the administrative practices and procedures as established for the Tribunal and shall carry out any other duties required to implement the Tribunal decisions.

The Secretary will ensure that agendas, minutes and decisions are properly communicated using South Huron's website or other means necessary.

The records emanating from meetings of the Municipality of South Huron Animal Control Tribunal shall be retained and preserved by the Municipality of South Huron in accordance with South Huron's Record Retention By-Law.

11. Open and Closed Meetings

Hearings are subject to the Animal Control Tribunal Rules of Procedure requirements and are open to the public with the exception of situations where the Tribunal is of the opinion that 9(1)(a) or (b) of the Statutory Powers Procedure Act applies to the information submitted.

Members of the public are entitled to reasonable access to all information submitted to the Tribunal, where the Tribunal is of the opinion that 9(1)(a) or (b) of the Statutory Powers Procedure Act applies.

12. Members and Chair Remuneration

Where the Municipality of South Huron has received an appeal under the Animal Control By-Law, staff from the Municipal Clerk's Office will provide administrative support to the Tribunal and the Clerk, or designate shall act as Secretary.

Tribunal members will receive remuneration for their participation in accordance with South Huron Council Remuneration Policies. Administration costs for such items as printing and mailing will be absorbed within the Municipal Clerk's operating budget.

13. Code of Conduct and Conflict of Interest

All members will govern under the Code of Conduct as adopted by Council.

If a member has, at any time, a conflict of interest in relation to a particular issue or interest they must declare this conflict of interest under the agenda order of

business. The conflict of interest is to be properly documented by the Secretary and recorded in the minutes.

Members shall abide by the rules outlined within the Municipal Conflict of Interest Act and shall disclose the pecuniary interest to the Secretary, in writing and absent himself or herself from meetings for the duration of the discussion and voting (if any) with respect to that matter.

14. Errors/Omissions

The accidental omission to give notice of any meeting of the Tribunal to its members or the non-receipt of any notice by any member, or any error in any notice that does not affect its substance, does not invalidate any resolution passed or any proceedings taken at the meeting. Any member of the committee may at any time waive notice of any meeting.

15. Review

A review of these Terms of Reference will be undertaken every four years, and presented to Council for adoption or more frequently if deemed necessary by the Tribunal.

The Clerk has delegated authority to make administrative changes to these Terms of Reference that may be required from time to time due to legislative changes, or if, in the opinion of the Clerk, the amendments do not change the intent of the Terms of Reference.

16. Council Adoption

Terms of Reference adopted by the Council of the Municipality of South Huron on _____ by By-Law # 85-2018.



**The Corporation of The Municipality of South Huron
By-Law # 86-2018**

**Being a by-law to appoint Fire Prevention Officers for the purposes of delivering
Fire Safety and Fire Inspection Services within the Municipality of South Huron.**

Whereas *Fire Protection and Prevention Act*, S.O. 1997, Chapter 4, Section 19 Section 2 provides, generally that every municipality shall establish a program in the municipality which must include such other fire protection services as it determines may be necessary in accordance with its needs and circumstances; and

Whereas the Council of the Corporation of the Municipality of South Huron deems it necessary to appoint Fire Prevention Officers for the purposes of being delegated as fire prevention officers under the *Fire Protection and Prevention Act* O. Reg to perform the duties as a fire prevention officer to the South Huron Fire Department;

Whereas the Fire Prevention Officers must be members of a Fire Department to qualify for designation in order to be authorized to enforce the regulations under the Fire Code; and

Now therefore be it resolved that the Council of The Corporation of the Municipality of South Huron enacts as follows:

1. That Mike Herbert, Fire Prevention Officer and John Elston, Fire Prevention Officer be appointed as Officers of the South Huron Fire Department for the purposes of delivering Fire Prevention, Fire Safety and Fire Inspection services within the Municipality of South Huron.
2. That these appointments shall become effective upon the passing of this by-law.

Read a first and second time this 19th day of November, 2018.

Read a third and final time this 19th day of November, 2018.

Maureen Cole, Mayor

Rebekah Msuya-Collison, Clerk



The Corporation of the Municipality of South Huron

By-Law #87-2018

Being a By-Law to amend By-Law #13-2017, being a by-law to authorize entering into a Land Transfer Agreement with Margaret Ellen Bean for the provision of a Residential Hospice in South Huron.

Whereas Section 5(3) of the Municipal Act 2001, S.O. 2001, as amended, provides that a municipal power, including a municipality's capacity, rights, powers and privileges shall be exercised by by-law unless the municipality is specifically authorized to do otherwise; and

Whereas the Municipal Act, 2001, as amended provides under Section 9 that the municipality has the capacity, rights, powers and privileges of a natural person for the purpose of exercising its authority under the Act; and

Whereas Council of the Corporation of Municipality of South Huron passed By-Law 13-2017 to enter into a Land Transfer Agreement (the "Agreement") between the Municipality of South Huron and Margaret Ellen Bean for the Provision of a Residential Hospice in South Huron; and

Whereas paragraph 5 of the agreement authorizes the municipality by separate agreement to allow the Owner (or their assigns) of Part Lot 15, Concession 1 Ward of Usborne, Municipality of South Huron, County of Huron – Part 1 full and unhindered egress over Part 5 of the donated lands; and

Whereas Council of The Corporation of the Municipality of South Huron deems it expedient to amend the Agreement in order to add as Schedule "B" to the By-law the separate agreement to allow the Owner (or their Assigns) full and unhindered egress over Part;

Now therefore be it resolved that the Council of The Corporation of the Municipality of South Huron enacts as follows:

1. That By-Law #13-2017, to authorize entering into a Land Transfer Agreement with Margaret Ellen Bean for the provision of a Residential Hospice in South Huron be amended by adding Schedule "B" as identified as Schedule "A" attached hereto; and
2. That this by-law shall come into force and take full effect on its date of final passing and supersede any other by-laws and/or resolutions inconsistent with the provisions set out herein.

Read a first and second time this 19th day of November, 2018.

Read a third time and passed this 19th day of November, 2018.

Schedule "A" to By-Law 87-2018 Land Transfer Agreement Hospice

THIS AGREEMENT MADE BETWEEN:

**THE CORPORATION OF THE MUNICIPALITY OF
SOUTH HURON**

(hereinafter called the "Municipality")
OF THE FIRST PART

- and -

MARGARET ELLEN BEAN

(hereinafter called the "Licensee")
OF THE SECOND PART

WHEREAS the Licensee is the registered owner of the lands and premises more particularly described in paragraph 1 of Schedule "A" attached hereto (the "Licensee's Lands");

AND WHEREAS the Licensee donated lands described as Parts 2 through 8 inclusive, Plan 22R-6530 to the Municipality;

AND WHEREAS the Licensee obtains access to London Road via a portion of the lands it donated to the Municipality (the "driveway");

AND WHEREAS the Municipality has agreed to permit the Licensee to maintain and use such driveway subject to the requirement that the Licensee enter into an agreement with the Municipality;

NOW THEREFORE THIS AGREEMENT WITNESSETH THAT IN CONSIDERATION OF THE PREMISES AND THE COVENANTS HEREINAFTER SET FORTH, AND OTHER GOOD AND VALUABLE CONSIDERATION, THE RECEIPT WHEREOF IS HEREBY ACKNOWLEDGED, THE PARTIES HERETO COVENANT AND AGREE WITH EACH OTHER AS FOLLOWS:

1. LICENCE

The Municipality hereby permits and consents to the Licensee to maintain and use a driveway across the Licensed Area, which is more particularly described in Paragraph 2 of Schedule "A" for the purpose of providing access to the Licensee's Lands described in Paragraph 1 of Schedule "A" from the abutting public highway known as London Road.

2. TERM

This Licence Agreement shall be effective upon the date of execution by the Municipality and shall continue from year to year subject to the termination provisions hereinafter set forth.

3. TERMINATION OF AGREEMENT

(a) This Agreement will automatically terminate:

(1) upon the registration of:

- i) a transfer of the ownership of the Licensed Area from the Municipality to the Licensee; or
- ii) an easement/right of way in favour of the Licensee's Land;

(2) upon establishment of the Licensed Area as a public highway.

- (3) upon the Licensee abandoning use of the Licensed Area, which abandonment shall be deemed to have occurred whereupon the Licensee is issued an entrance permit to construct an entrance to the abutting public highway (known as "London Road") from the Licensee's Lands.

4. NO INTEREST IN LAND AND NON-EXCLUSIVE LICENSE

- (a) The Licensee acknowledges that this Agreement shall in no way create any interest in land or easement rights.
- (b) The Licensee acknowledges and agrees that the Licensed Area provides access to other lands described as Parts 2, 3 and 4, Plan 22R-6530 and accordingly the license granted herein is non-exclusive and the Licensee may not prohibit or interfere with the access over the Licensed Area.

5. REPAIR AND MAINTAIN

- (a) In consideration of the permission and consent hereby given, the Licensee shall, at its own expense, keep and maintain the driveway in a safe, good and proper repair and condition.
- (b) The Licensee acknowledges that the authorization hereunder applies only to the Licensed Area and it is the Licensee's obligation to ensure that work authorized hereunder does not encroach upon or affect abutting lands.
- (c) If the Licensee fails to maintain in safe condition, repair or remove the driveway as required by this Agreement, the Municipality may alter, repair or remove the same at the expense of the Licensee and the Certificate of the Clerk of the Municipality as to the expense thereof shall be final and binding upon the Licensee. In addition to any other remedy provided for in this agreement or at law, the Municipality may recover the same from the Licensee in any court of competent jurisdiction as a debt due and owing to the Municipality.

6. INDEMNIFICATION FROM LIABILITY AND RELEASE

The Licensee covenants and agrees with the Municipality that the Licensee will indemnify and save harmless the Municipality, its officers, servants, officials and agents from any claim or demand, loss, cost, charge or expense which the Municipality may incur or be liable for as a result of any negligence of the Licensee in the exercise by the Licensee of such permissions granted hereunder.

7. INSURANCE CERTIFICATE AND POLICY

- (a) Policy of Insurance - The Licensee shall lodge with the Municipality, on or prior to the execution of the Agreement, an insurance certificate with an Insurance Company satisfactory to the Municipality, and insuring for the joint benefit of the Licensee and the Municipality against any liability that may arise out of authorization granted hereunder or any use of the Licensed Area.
- (b) Comprehensive General Liability - Such policy shall carry limits of liability in the amount to be specified by the Municipality, but in no event shall it be less than \$5,000,000.00 inclusive comprehensive general liability and such policy shall contain:
 - (1) a cross-liability clause;
 - (2) product/completed operation coverage;

- (3) shall not have an exclusion pertaining to blasting, provided that any blasting required to be done shall be done by an independent contractor duly qualified to do such work or where no blasting will occur, such clause may be included where the Municipality has received to its satisfaction, a Statutory Declaration from the Licensee that no blasting will occur on the lands subject to this agreement;
 - (4) shall include the following as an additional insured:
 - i) The Corporation of the Municipality of South Huron
 - (5) Notice of Cancellation - a provision that the insurance company agrees to notify the Municipality 15 days in advance of any material change or cancellation of the said insurance policy.
 - (c) Certificate of Coverage - Any certificate of coverage filed with the Municipal solicitor shall specifically contain confirmation that the coverage as specified in paragraphs (1), (2), (3), (4) and (5) above is in effect.
 - (d) Confirmation of Premium Payment - The Licensee shall, from time to time as required by the Municipality, provide confirmation that all premiums on such policy or policies of insurance have been paid, and that the insurance is in full force and effect. The Licensee shall file a copy of the policy with the Municipality.
 - (e) Claim in Excess of Policy Limits - The issuance of such Policy of Insurance shall not be construed as relieving the Licensee from responsibility for other or larger claims, if any, and for which it may be held responsible.
8. LICENCE NON-TRANSFERABLE
- The licence hereby granted may not be transferred by the Licensee without the prior consent in writing of the Municipality.
9. NOTICE
- For the purpose of This Agreement, notice may be given to the Licensee by prepaid registered mail to the address shown on the last transfer registered against the Licensee's Lands and such notice shall be deemed to have been given and received on the fifth day after mailing.

Remainder of Page Intentionally Blank

10. ESTOPPEL OF LICENSEE

The Licensee agrees to not call into question directly or indirectly in any proceeding whatsoever, in law or in equity, or before any administrative tribunal, the right of the Municipality to enter into This Agreement and to enforce each and every term, covenant and condition herein contained and This Agreement may be pleaded as an estoppel against the Licensee in any such proceedings.

This AGREEMENT SHALL enure to the benefit of and be binding upon the parties hereto and their permitted assigns.

IN WITNESS WHEREOF the parties hereto have executed and set their hands and seals on This Agreement:

By the Municipality on the _____ day of _____, 2017.

THE CORPORATION OF THE
MUNICIPALITY OF SOUTH HURON

Per: Maureen Cole
Maureen Cole, Mayor

Per: Genevieve Scharback
Genevieve Scharback, Clerk

By the Licensee on the 6 day of June, 2016, 2017.

M. Ellen Bean
Margaret Ellen Bean

THIS IS SCHEDULE A TO THE LICENSE AGREEMENT BETWEEN THE
CORPORATION OF THE

SCHEDULE "A"

1. Licensee's Lands

Part of Lot 15, Concession 1, Geographic Township of Usborne, Now in the Municipality of South Huron, more particularly described as Part 1, Plan 22R-6530.

2. Licensed Area

Part of Lot 15, Concession 1, Geographic Township of Usborne, Now in the Municipality of South Huron, more particularly described as Part 5, Plan 22R-6530.



The Corporation of the Municipality of South Huron

By-Law # 88-2018

Being a By-Law to authorize entering into a Licence Agreement between the Corporation of the Municipality of South Huron and South Huron Hospital Foundation to facilitate access to and from 70778 London Road and the provision of services to the lands/premises in South Huron.

Whereas the *Municipal Act*, 2001, as amended, provides under Section 5(1) that the powers of a Municipality shall be exercised by its Council and under Section 5(3) provides that a municipal power shall be exercised by By-Law; and

Whereas the Municipal Act, 2001, as amended, provides under Section 9 that a municipality has the capacity, rights, powers and privileges of a natural person for the purpose of exercising its authority under this or any other Act; and

Whereas the Municipality of South Huron deems it expedient and in the public interest to facilitate access to and from 70778 London Road and the provision of services to the lands/premises more particularly described in paragraph 1 of Part Lot 15, Concession 1, Ward of Usborne, Municipality of South Huron, County of Huron; and

Now therefore be it resolved that the Council of The Corporation of the Municipality of South Huron enacts as follows:

1. That the Mayor and Clerk are hereby authorized to execute Licence Agreement between the Corporation of the Municipality of South Huron and South Huron Hospital Foundation, identified as Schedule 'A' and attached hereto; and
2. That Schedule 'A' shall form an integral part of this By-Law.
3. That this by-law shall come into force and take full effect on its date of final passing and supersede any other by-laws and/or resolutions inconsistent with the provisions set out herein.
4. This By-Law relates to By-Laws 13-2017 and 87-2018.

Read a first and second time this 19th day of November, 2018.

Read a third time and passed this 19th day of November, 2018.

Maureen Cole, Mayor

Rebekah Msuya-Collison, Clerk

This agreement made between:

The Corporation Of The Municipality Of South Huron

(Hereinafter called the "Municipality")
Of The First Part

- And -

The South Huron Hospital Foundation

(Hereinafter jointly called the "Licensee")
Of The Second Part

Whereas the Licensee requires this agreement to facilitate access to and from 70778 London Road and the provision of services to the lands/premises more particularly described in paragraph 1 of Schedule "A" attached hereto (the "Jessica's House Lands");

And whereas the Municipality has agreed to permit the Licensee to construct and maintain such driveway and services subject to the requirement that the Licensee enter into an agreement with the Municipality;

Now therefore this agreement witnesseth that in consideration of the premises and the covenants hereinafter set forth, and other good and valuable consideration, the receipt whereof is hereby acknowledged, the parties hereto covenant and agree with each other as follows:

1. Licence

The Municipality hereby authorizes the Licensee to establish and maintain a driveway across the Licensed Area, which is more particularly described in Paragraph 2 of Schedule "A" for the purpose of providing access to the lands described in Paragraph 1 of Schedule "A". In addition the Licensee is also authorized to construct subsurface and above grade service connections (drinking water supply, sanitary sewage disposal, natural gas, electricity, etc.).

2. Indemnification From Liability And Release

The Licensee covenants and agrees with the Municipality that the Licensee will indemnify and save harmless the Municipality, its officers, servants, officials and agents from any claim or demand, loss, cost, charge or expense which the Municipality may incur or be liable for in consequence of the permission hereinbefore granted and/or the exercise by the Licensee of such permission and/or the presence of the driveway or in any matter related thereto.

The Licensee hereby releases and forever discharges the Municipality, its officers, servants, officials and agents from any claim, demand, loss, cost, charge or expense which may arise as a result of the Municipality performing any municipal work in or upon the Licensed Area which may damage or interfere with the Licensee's use or improvements.

3. Term

This Licence Agreement shall be effective upon the date of execution by the Municipality and shall continue from year to year subject to the termination provisions hereinafter set forth.

4. Termination Of Agreement

- (a) This Agreement may be terminated by the Municipality:
 - (1) Discretionary - Future Public Highway - upon six (6) months' notice in writing by the Municipality where the Licensed Lands will become or form part of a public highway; or
 - (2) Discretionary - Grant of Easement - upon six (6) months' notice in writing by the Municipality where the Municipality intends to grant an easement to replace this License; or
 - (3) Default - upon default of the Licensee of the terms of this agreement; as a condition precedent to giving such notice of termination the Municipality shall provide written notice of default and the Licensee shall have fifteen (15) days from the date of the notice to remedy the identified default(s) to the satisfaction of the Municipality; where such default has not been remedied the Municipality may terminate the agreement as of a date specified in writing and require the Licensee to remove the encroachment within a reasonable time.
- (b) This Agreement will automatically terminate:
 - (1) upon the registration of a transfer of the ownership or the registration of an easement for access and services from the Municipality to the Licensee affecting the Licensed Lands ; or
 - (2) upon the removal of the driveway, surface and subsurface services and the restoration of the Licensed Lands to a condition satisfactory to the Municipality.

5. Non-Exclusive License

- (a) The Licensee acknowledges that this Agreement shall in no way create any interest in land or easement rights.
- (b) The Licensee acknowledges that a portion of the Licensed Lands, being Part 5, Plan 22R-6530 are subject to a pre-existing license in favour of the owner of the lands described in Paragraph 3 of Schedule "A" (the "Other Licensee"), and that this license is non-exclusive.
- (c) The authorization given to the Licensee hereunder is subject to the condition that the Licensee may not interfere with or impede the access rights of the Other Licensee.
- (d) The Licensee acknowledges that notwithstanding the authorization given to the Other Licensee to maintain Part 5, 22R-6530 as an entrance to its lands (in the same manner as section 6(a) below), the Licensee shall be solely responsible for the maintenance of Part 5

6. Construct, Repair And Removal

- (a) In consideration of the permission and consent hereby given, the Licensee:
 - (1) shall, at its own expense, construct and maintain all improvements in or upon the Licensed Area;
 - (2) shall, at its own expense, obtain all required governmental approvals for the construction of the driveway;
 - (3) shall, at its own expense, keep and maintain the driveway in a safe, good and proper repair and condition;
 - (4) shall, upon termination of this Agreement, forthwith remove the driveway, surface and subsurface services and repair any damage

caused thereby at the sole expense of the Licensee without being entitled to any compensation whatsoever.

- (b) The Licensee acknowledges that the authorization hereunder applies only to the Licensed Lands and it is the Licensee's obligation to ensure that works authorized hereunder does not encroach upon abutting lands. The Licensee shall be responsible for obtaining the assistance of a professional surveyor for such purpose and the cost thereof.
- (c) If the Licensee fails to maintain in a clean, safe condition or to repair or to remove the driveway as required by this Agreement, the Municipality may clean, alter, repair or remove the same at the expense of the Licensee and the Certificate of the Clerk of the Municipality as to the expense thereof shall be final and binding upon the Licensee. In addition to any other remedy provided for in this agreement or at law, the Municipality may recover the same from the Licensee in any court of competent jurisdiction as a debt due and owing to the Municipality.
- (d) Without limiting the generality of subsection (c), during construction of the any improvements on the Licensee's Lands, the Licensee shall keep the Licensed Lands free of construction debris and shall undertake such measures to remove debris, mud, etc. from Part 5 on a daily basis.
- (e) Upon the commencement of the term of this License the Licensee shall be solely responsible for the cost of any cleaning, repair and maintenance of the Licensed Lands, and as it relates to Part 5, Plan 22R-6530, the Licensee shall not be entitled to claim from the Other Licensee and agrees not to make such demand or claim for contributions for any cleaning, maintenance and repair activities.
- (f) The obligation imposed upon the Licensee under subsection (e) above does not preclude the Other Licensee from exercising its own maintenance activities on Part 5, 22R-6530 should it deem such maintenance necessary. Where such maintenance activities are determined by the Municipality, acting reasonably, to have arisen as a result of the Licensee's failure to maintain Part 5 in a clean and safe condition (including regular snow removal), the Municipality may require the Licensee to reimburse the Licensee for such costs and the failure to do so shall be deemed to be a default under this agreement.

7. Insurance Certificate And Policy

- (a) Policy of Insurance - The Licensee shall lodge with the Municipality, on or prior to the execution of the Agreement, an insurance certificate with an Insurance Company satisfactory to the Municipality, and insuring for the joint benefit of the Licensee and the Municipality against any liability that may arise out of authorization granted hereunder or any use of the Licensed Area.
- (b) Comprehensive General Liability - Such policy shall carry limits of liability in the amount to be specified by the Municipality, but in no event shall it be less than \$5,000,000.00 inclusive comprehensive general liability and such policy shall contain:
 - (1) a cross-liability clause;
 - (2) product/completed operation coverage;
 - (3) shall not have an exclusion pertaining to blasting, provided that any blasting required to be done shall be done by an independent contractor duly qualified to do such work or where no blasting will occur, such clause may be included where the Municipality has

received to its satisfaction, a Statutory Declaration from the Licensee that no blasting will occur on the lands subject to this agreement;

(4) shall include the following as an additional insured:

i) The Corporation of the Municipality of South Huron

(5) Notice of Cancellation - a provision that the insurance company agrees to notify the Municipality 15 days in advance of any material change or cancellation of the said insurance policy.

- (c) Certificate of Coverage - Any certificate of coverage filed with the Municipal solicitor shall specifically contain confirmation that the coverage as specified in paragraphs (a), (b), (c), (d) and (e) above is in effect.
- (d) Confirmation of Premium Payment - The Licensee shall, from time to time as required by the Municipality, provide confirmation that all premiums on such policy or policies of insurance have been paid, and that the insurance is in full force and effect. The Licensee shall file a copy of the policy with the Municipality.
- (e) Claim in Excess of Policy Limits - The issuance of such Policy of Insurance shall not be construed as relieving the Licensee from responsibility for other or larger claims, if any, and for which it may be held responsible.

8. Expenses To Be Paid By The Licensee

- (a) Every provision of this Agreement by which the Licensee is obligated in any way shall be deemed to include the words "at the expense of the Licensee" unless the context otherwise requires.
- (b) The Licensee shall pay such reasonable fees as may be invoiced to the Municipality by its Solicitor, its Planner, and its Municipal Engineer in connection with all work to be performed as a result of the provisions of this Agreement.
- (c) All expenses for which demand for payment has been made by the Municipality, shall bear interest at the rate of 12% per annum commencing 30 days after demand is made.
- (d) In the event that the Municipality finds it is necessary to engage the services of an engineer or technical personnel not permanently employed by the Municipality to review the plans of the Licensee and/or carry out on-site inspections of the work performed, the Municipality will advise the Licensee accordingly of this need, and the costs of such outside engineers so engaged shall be the responsibility of the Licensee. The Municipality may require a deposit for this purpose.

9. Licence Non-Transferable

The licence hereby granted may not be transferred by the Licensee without the prior consent in writing of the Municipality. The Municipality will not reasonably withhold consent subject to the Transferee continuing to operate as a residential hospice.

10. Notice

For the purpose of This Agreement, notice may be given to the Licensee by prepaid registered mail to the address shown on the last transfer registered against the Licensee's Lands and such notice shall be deemed to have been

given and received on the fifth day after mailing.

11. Estoppel Of Licensee

The Licensee agrees to not call into question directly or indirectly in any proceeding whatsoever, in law or in equity, or before any administrative tribunal, the right of the Municipality to enter into This Agreement and to enforce each and every term, covenant and condition herein contained and This Agreement may be pleaded as an estoppel against the Licensee in any such proceedings.

This Agreement Shall enure to the benefit of and be binding upon the parties hereto and their permitted assigns.

In Witness Whereof the parties hereto have executed and set their hands and seals on This Agreement:

By the Municipality on the day of , 2018.

The Corporation Of The Municipality Of
South Huron

Mayor Maureen Cole

Rebekah Msuya-Collison, Clerk

By the Licensee on the day of , 2018.

This is schedule a to the license agreement between the Corporation Of The Municipality Of South Huron and

Schedule "A"

1. Jessica's House Lands

Part of Lot 15, Concession 1, Geographic Township of Usborne, being Parts 2, 3 and 4 Plan 22R-6530.

2. Licensed Lands

Part of Lot 15, Concession 1, Geographic Township of Usborne, being Parts 5, 6, 7 and 8, Plan 22R-6530.

3. Other Lands Benefiting From Non-Exclusive License

Part of Lot 15, Concession 1, Geographic Township of Usborne, being Part 1, Plan 22R-6530.



The Corporation of the Municipality of South Huron

By-Law # 89 - 2018

“Being a By-Law imposing special annual drainage rates upon land in respect of which money is borrowed under the Tile Drainage Act.

Whereas owners of land in the municipality have applied to Council, under the Tile Drainage Act for loans for the purpose of constructing subsurface drainage works on such land; and

Whereas the Council has, upon their application, lent the owners the total sum of \$47,600.00 to be repaid with interest by means of rates hereinafter imposed;

Now therefore be it enacted by Council of the Corporation of the Municipality of South Huron:

1. That the annual rates as set out in the Schedule “A” attached hereto are hereby imposed upon such land as described for a period of ten years, such rates to be levied and collected in the same manner as taxes.

Read a first and second time this 19th day of November, 2018.

Read a third time and passed this 19th day of November, 2018.

Maureen Cole, Mayor

Rebekah Msuya-Collison, Clerk

The Corporation of the Municipality of South Huron

Schedule 'A' to By-law Number 89 -2018

Name and address of owner			Description of land drained					Proposed date of loan (YYYY-MM-DD)	Sum to be loaned \$	Annual rate to be imposed \$
Michael & James Veri			Lot : PT 13 Con : 3					2018-Dec-01	\$ 47,600.00	\$ 6,467.31
215 Thames Rd W	Exeter	ONT	Roll # :	4010	040	003	01100			
* Total principal of debenture and total sum shown on by-law								TOTAL *	\$ 47,600.00	\$ 6,467.31



The Corporation of the Municipality of South Huron

By-Law # 90-2018

Being a By-Law to amend By-Law #26-2018 to provide for collection of actual costs for construction of the Allen Municipal Drain 2018

Whereas Council of The Corporation of the Municipality of South Huron passed By-Law #26-2018 to adopt the report of W.J. Dietrich, P. Eng., Dietrich Engineering Limited to provide for construction of the Allen Municipal Drain 2018 and to impose assessments against the respective properties for the estimated cost of construction in the amount of \$82,900.00; and

Whereas the project has now been completed and actual costs for construction, in the amount of \$77,204.36 has been determined; and

Whereas it is necessary to impose charges based on the actual costs of the project in relative proportion to the assessments contained in By-Law #26-2018;

Now therefore be it resolved that the Council of The Corporation of the Municipality of South Huron enacts as follows:

1. That Schedule of Actual Assessment – Allen Municipal Drain 2018, identified as Schedule “A” and attached hereto, is hereby adopted and forms an integral part of this by-law.
2. That where lands in the same ownership have drainage assessments with an accumulated total of \$10 or less, the costs shall be charged to general municipal drain expenses.
3. That By-Law #26-2018 is hereby amended.
4. That this By-Law takes effect upon the date of final passing.

Read a first and second time this 19th day of November, 2018.

Read a third time and passed this 19th day of November, 2018.

Maureen Cole, Mayor

Rebekah Msuya-Collison, Clerk

Schedule "A" to By-Law 90-2018 - Actual Assessment Allen Municipal Drain

SCHEDULE OF ACTUAL ASSESSMENT FOR CONSTRUCTION

Allen Municipal Drain 2018
Municipality of South Huron
(Usborne Ward)

LOT OR PART	CON.	OWNER	ROLL NO.	TOTAL ESTIMATED ASSESSMENT	TOTAL ACTUAL ASSESSMENT	LESS 1/3 GOV'T GRANT	LESS ALLOWANCES	NET ASSESSMENT
Pt 14 & 15	9	C., F. & J. Prance	(9-031)	\$25,034.00	\$22,858.54	\$7,619.51	\$6,320.00	\$8,919.03
N Pt 15	9	Rollinlea Farms Ltd.	(9-032)	\$25,097.00	\$22,916.07	\$7,638.69	\$2,690.00	\$12,587.38
Pt 16	9	Rasenberg Invesments Ltd.	(9-033)	\$10,984.00	\$10,029.49	\$3,343.16	\$400.00	\$6,286.33
Total Assessment on Lands				<u>\$61,115.00</u>	<u>\$55,804.10</u>	<u>\$18,601.37</u>	<u>\$9,410.00</u>	<u>\$27,792.73</u>
<i>SPECIAL ASSESSMENT</i>								
<i>Huron Street</i>		<i>Municipality of South Huron</i>		<i>\$14,505.00</i>	<i>\$14,752.89</i>			<i>\$14,752.89</i>
Huron Street		Municipality of South Huron		<u>\$7,280.00</u>	<u>\$6,647.37</u>			<u>\$6,647.37</u>
Total Assessment on Roads				<u>\$21,785.00</u>	<u>\$21,400.26</u>			<u>\$21,400.26</u>
Total Assessment on Lands and Roads, Allen Municipal Drain 2018				<u><u>\$82,900.00</u></u>	<u><u>\$77,204.36</u></u>	<u><u>\$18,601.37</u></u>	<u><u>\$9,410.00</u></u>	<u><u>\$49,192.99</u></u>

- NOTES: 1. All the above lands are eligible for ADIP grants.
 2. The NET ASSESSMENT is the total estimated assessment less a one-third (1/3) Provincial grant, and allowances, if applicable.



The Corporation of the Municipality of South Huron

By-Law #91-2018

Being a By-Law to amend By-Law # 27-2018 to provide for collection of actual costs for construction of the Ford Neeb Municipal Drain 2018

Whereas Council of The Corporation of the Municipality of South Huron passed By-Law #27-2018 to adopt the report of W.J. Dietrich, P. Eng., Dietrich Engineering Limited to provide for construction of the Ford-Neeb Municipal Drain 2018 and to impose assessments against the respective properties for the estimated cost of construction in the amount of \$146,100.00; and

Whereas the project has now been completed and actual costs for construction, in the amount of \$137,887.11 has been determined; and

Whereas it is necessary to impose charges based on the actual costs of the project in relative proportion to the assessments contained in By-Law #27-2018;

Now therefore be it resolved that the Council of The Corporation of the Municipality of South Huron enacts as follows:

1. That Schedule of Actual Assessment – Ford-Neeb Municipal Drain 2018, identified as Schedule “A” and attached hereto, is hereby adopted and forms an integral part of this by-law.
2. That where lands in the same ownership have drainage assessments with an accumulated total of \$10 or less, the costs shall be charged to general municipal drain expenses.
3. That By-Law #27-2018 is hereby amended.
4. That this By-Law takes effect upon the date of final passing.

Read a first and second time this 19th day of November, 2018.

Read a third time and passed this 19th day of November, 2018.

Maureen Cole, Mayor

Rebekah Msuya-Collison, Clerk

SCHEDULE OF ACTUAL ASSESSMENT FOR CONSTRUCTION
Ford-Neeb Municipal Drain 2018
Municipality of South Huron
(Stephen Ward)

LOT OR PART	CON.	APPROX. HECTARES AFFECTED	OWNER	ROLL NO.	TOTAL ESTIMATED ASSESSMENT	TOTAL ACTUAL ASSESSMENT	LESS 1/3 GOV'T GRANT	LESS ALLOWANCES	NET ASSESSMENT
Pt. 18 & 19	10	3.4	Regier Family Holdings Inc.	10-020	\$3,975.00	\$3,620.80	\$1,206.93		\$2,413.87
Pt. 20	10	9.3	C. & R. Neeb	10-024	\$19,275.00	\$17,557.46	\$5,852.49	\$1,900.00	\$9,804.97
Pt. 18	11	4.3	Frank Regier Farms Ltd.	11-017	\$1,387.00	\$1,263.41	\$421.14		\$842.27
* Pt. 18	11	0.6	G. Kuhn	11-017-25	\$181.00	\$164.87			\$164.87
19	11	22.3	Frank Regier Farms Ltd.	11-018	\$16,707.00	\$15,218.29	\$5,072.76	\$300.00	\$9,845.52
Pt. 20	11	32.4	Ford Agra Ltd.	11-019	\$56,907.00	\$51,836.18	\$17,278.73	\$22,740.00	\$11,817.45
* Pt. 20	11	2.6	K. & K. Hurman	11-019-05	\$3,057.00	\$2,784.60		\$300.00	\$2,484.60
* Pt. 20	11	0.4	D. & M. Mitton	11-020	\$392.00	\$357.07			\$357.07
19	12	0.6	D. & J. Dietrich	12-019	\$40.00	\$36.44	\$12.15		\$24.29
Total Assessment on Lands					\$101,921.00	\$92,839.11	\$29,844.19	\$25,240.00	\$37,754.92
<i>SPECIAL ASSESSMENT</i>									
<i>Goshen Line Municipality of South Huron</i>					<i>\$ 23,240.00</i>	<i>\$ 25,974.82</i>			<i>\$ 25,974.82</i>
Goshen Line					\$18,995.00	\$17,302.41			\$17,302.41
Huron Street					\$1,944.00	\$1,770.78			\$1,770.78
Total Assessment on Roads					\$44,179.00	\$45,048.00			\$45,048.00
Total Assessment on Lands and Roads, Ford-Neeb Municipal Drain 2018					\$146,100.00	\$137,887.11	\$29,844.19	\$25,240.00	\$82,802.92

NOTES: 1. * Denotes lands not eligible for ADIP grants.

2. The NET ASSESSMENT is the total estimated assessment less a one-third (1/3) Provincial grant, and allowances, if applicable.



The Corporation of the Municipality of South Huron

By-Law #92-2018

Being a By-Law to amend By-Law #28-2018 to provide for collection of actual costs for construction of the Khiva Municipal Drain 2018

Whereas Council of The Corporation of the Municipality of South Huron passed By-Law #28-2018 to adopt the report of W.J. Dietrich, P. Eng., Dietrich Engineering Limited to provide for construction of the Khiva Municipal Drain 2018 and to impose assessments against the respective properties for the estimated cost of construction in the amount of \$163,000.00; and

Whereas the project has now been completed and actual costs for construction, in the amount of \$154,211.46 has been determined; and

Whereas it is necessary to impose charges based on the actual costs of the project in relative proportion to the assessments contained in By-Law #28-2018;

Now therefore be it resolved that the Council of The Corporation of the Municipality of South Huron enacts as follows:

1. That Schedule of Actual Assessment – Khiva Municipal Drain 2018, identified as Schedule “A” and attached hereto, is hereby adopted and forms an integral part of this by-law.
2. That where lands in the same ownership have drainage assessments with an accumulated total of \$10 or less, the costs shall be charged to general municipal drain expenses.
3. That By-Law # 28-2018 is hereby amended.
4. That this By-Law takes effect upon the date of final passing.

Read a first and second time this 19th day of November, 2018.

Read a third time and passed this 19th day of November, 2018.

Maureen Cole, Mayor

Rebekah Msuya-Collison, Clerk

SCHEDULE OF ACTUAL ASSESSMENT FOR CONSTRUCTION
Khiva Municipal Drain 2018
Municipality of South Huron
(Stephen Ward)

LOT OR PART	CON.	OWNER	ROLL NO.	TOTAL ESTIMATED ASSESSMENT	TOTAL ACTUAL ASSESSMENT	LESS 1/3 GOV'T GRANT	LESS ALLOWANCES	NET ASSESSMENT
5	11	T. Ryan	11-003	\$2,451.00	\$2,318.85	\$772.95		\$1,545.90
6	11	Goshen Farms Inc.	11-004-01	\$11,906.00	\$11,264.06	\$3,754.69		\$7,509.37
7	11	Goshen Farms Inc.	11-004	\$16,206.00	\$15,332.21	\$5,110.74	\$500.00	\$9,721.48
8	11	Eilers Farms (Ontario) Inc.	11-005	\$46,694.00	\$44,176.38	\$14,725.46	\$9,790.00	\$19,660.92
9	11	Frank Regier Farms Ltd.	11-006	\$36,033.00	\$34,090.19	\$11,363.40	\$4,400.00	\$18,326.80
8	12	E. McCann	12-006	\$272.00	\$257.33	\$85.78		\$171.56
S. Pt. 9	12	E. McCann	12-007	\$9,580.00	\$9,063.47	\$3,021.16	\$1,600.00	\$4,442.31
N. Pt. 9	12	A. Kester	12-008	\$36,256.00	\$34,301.17	\$11,433.72	\$9,765.00	\$13,102.45
10	12	P. & G. O'Rourke	12-009	\$1,500.00	\$1,419.12	\$473.04	\$1,150.00	-\$203.92
Total Assessment on Lands				<u>\$160,898.00</u>	<u>\$152,222.79</u>	<u>\$50,740.93</u>	<u>\$27,205.00</u>	<u>\$74,276.86</u>
South Road		Municipality of South Huron		<u>\$2,102.00</u>	<u>\$1,988.67</u>			<u>\$1,988.67</u>
Total Assessment on Roads				<u>\$2,102.00</u>	<u>\$1,988.67</u>			<u>\$1,988.67</u>
Total Assessment on Lands and Roads, Khiva Municipal Drain 2018				<u>\$163,000.00</u>	<u>\$154,211.46</u>	<u>\$50,740.93</u>	<u>\$27,205.00</u>	<u>\$76,265.53</u>

- NOTES: 1. All the above lands are eligible for ADIP grants.
 2. The NET ASSESSMENT is the total estimated assessment less a one-third (1/3) Provincial grant, and allowances, if applicable.



The Corporation of the Municipality of South Huron

By-Law #93-2018

Being a By-Law to amend By-Law # 60-2018 to provide for collection of actual costs for construction of the Neil Municipal Drain 2018

Whereas Council of The Corporation of the Municipality of South Huron passed By-Law #60-2018 to adopt the report of W.J. Dietrich, P. Eng., Dietrich Engineering Limited to provide for construction of the Neil Municipal Drain 2018 and to impose assessments against the respective properties for the estimated cost of construction in the amount of \$164,300.00; and

Whereas the project has now been completed and actual costs for construction, in the amount of \$180,737.04 has been determined; and

Whereas it is necessary to impose charges based on the actual costs of the project in relative proportion to the assessments contained in By-Law #60-2018;

Now therefore be it resolved that the Council of The Corporation of the Municipality of South Huron enacts as follows:

1. That Schedule of Actual Assessment – Allen Municipal Drain 2018, identified as Schedule “A” and attached hereto, is hereby adopted and forms an integral part of this by-law.
2. That where lands in the same ownership have drainage assessments with an accumulated total of \$10 or less, the costs shall be charged to general municipal drain expenses.
3. That By-Law # 60-2018 is hereby amended.
4. That this By-Law takes effect upon the date of final passing.

Read a first and second time this 19th day of November, 2018.

Read a third time and passed this 19th day of November, 2018.

Maureen Cole, Mayor

Rebekah Msuya-Collison, Clerk

SCHEDULE OF ACTUAL ASSESSMENT FOR CONSTRUCTION
Neil Municipal Drain 2018
Municipality of South Huron
(Stephen Ward)

LOT OR PART	CON.	OWNER	ROLL NO.	TOTAL ESTIMATED ASSESSMENT	TOTAL ACTUAL ASSESSMENT	LESS 1/3 GOV'T GRANT	LESS ALLOWANCES	NET ASSESSMENT
N Pt. 12	8	L. Finkbeiner	8-017	\$8,182.00	\$9,279.04	\$3,093.01	\$1,260.00	\$4,926.02
S Pt. 13	8	Quality Produce (Exeter) Ltd.	8-018	\$13,443.00	\$15,245.43	\$5,081.81	\$2,500.00	\$7,663.62
* N Pt. 13	8	K. Schwartzenruber	8-019	\$1,127.00	\$1,278.11			\$1,278.11
Pt. 12	9	G. Gielen	9-013-15	\$326.00	\$369.71	\$123.24		\$246.47
Pt. 12	9	P. & S. Schwab	9-014	\$4,508.00	\$5,112.43	\$1,704.14	\$500.00	\$2,908.29
13, N Pt. 12	9	Quality Produce (Exeter) Ltd.	9-015	\$101,715.00	\$115,352.87	\$38,450.96	\$19,950.00	\$56,951.91
Total Assessment on Lands				<u>\$129,301.00</u>	<u>\$146,637.58</u>	<u>\$48,453.16</u>	<u>\$24,210.00</u>	<u>\$73,974.42</u>
<i>SPECIAL ASSESSMENT</i>								
<i>Babylon Line</i>		<i>Municipality of South Huron</i>		<i>\$23,070.00</i>	<i>\$20,571.03</i>			<i>\$20,571.03</i>
Babylon Line		Municipality of South Huron		<u>\$11,929.00</u>	<u>\$13,528.43</u>			<u>\$13,528.43</u>
Total Assessment on Roads				<u>\$34,999.00</u>	<u>\$34,099.46</u>			<u>\$34,099.46</u>
Total Assessment on Lands and Roads, Neil Municipal Drain 2018				<u><u>\$164,300.00</u></u>	<u><u>\$180,737.04</u></u>	<u><u>\$48,453.16</u></u>	<u><u>\$24,210.00</u></u>	<u><u>\$108,073.88</u></u>

NOTES: 1. * Denotes lands not eligible for ADIP grants.

2. The NET ASSESSMENT is the total estimated assessment less a one-third (1/3) Provincial grant, and allowances, if applicable.



The Corporation Of The Municipality Of South Huron

By-Law # 94- 2018

Being a By-law to deem lots 1098 of Plan 376 and Lot 1099 of Plan 376 not to be part of a registered plan of subdivision.

Whereas Section 50(4) of The Planning Act, R.S.O 1990 as amended authorizes a municipality to designate any plan of subdivision or part thereof that has been registered eight years or more as not being a plan of subdivision for subdivision control purposes;

And whereas it is deemed expedient in order to control adequately the development of land in the Municipality that a by-law be enacted pursuant to the said Section 50(4),

Now therefore be it resolved that the Council of The Corporation of the Municipality of South Huron enacts as follows:

1. That part of the subdivision described as follows, shall be deemed not to be part of the registered plan of subdivision for the purposes of Section 50(3) of the Planning Act:
2. That the lands identified on Schedule "A", attached hereto, forms an integral part of this by-law.
3. That the area includes is Lot 1098 Plan 376, Exeter, Municipality of South Huron and Lot 1099 Plan 376, Exeter, Municipality of South Huron.
4. That this by-law shall be registered in the property land registry office.
5. That the Mayor and Clerk are hereby empowered to sign and execute the said by-law.
6. That this by-law shall come into force and effect upon its enactment.

Read a first and second time this 19^h day of November, 2018.

Read a third time and finally passed this 19th day of November, 2018.

Maureen Cole, Mayor

Rebekah Msuya-Collison, Clerk

Schedule "A" to By-Law 94-2018 – Oke Deeming By-Law





The Corporation of The Municipality of South Huron

By-Law #95 - 2018

To amend By-Law #030-1978, via Zoning By-law Amendment Application #Z16-18 Plan 376, Lot 88, PT Lot 87, Exeter Ward, Municipality of South Huron to permit the temporary use of a Food Bank.

WHEREAS Section 39 of the Planning Act, RSO 1990 authorizes a municipality to pass a by-law under Section 34 of the Planning Act, RSO 1990, for the purpose of authorizing the temporary use of lands, buildings, or structures for a purpose otherwise prohibited by the by-law;

AND WHEREAS Council of The Corporation of the Municipality of South Huron considers it appropriate to pass a temporary use by-law as a temporary amendment to Zoning By-law 30-1978 of the Town of Exeter, in the Municipality of South Huron.

NOW THEREFORE BE IT RESOLVED THAT the Council of The Corporation of the Municipality of South Huron ENACTS as follows:

1. THAT this temporary use shall apply to the lands legally described as Plan 376, Lot 88, Pt Lot 87, Town of Exeter (249 Andrew Street) as identified on the attached Schedule B.
2. The temporary use permitted by this by-law is as follows:
Notwithstanding any provisions of Section 3.26 and 19 of this By-law to the contrary, a Food Bank with two (2) existing off-street parking spaces shall be permitted as an accessory use on the property described as Plan 376, Lot 88, Pt Lot 87, Town of Exeter, Municipality of South Huron (249 Andrew Street) for a period of three (3) years from the day of passing of this By-law. All other applicable provisions of By-law 69-2018 shall apply.

That for the purposes of this Temporary Use By-law a Food Bank means a building or part of a building where stocks of food, typically basic provisions and non-perishable items, are received and are subsequently handed out, free of charge to people in need.

3. The temporary use authorized by this by-law shall be in effect for a period of up to three (3) years from the day of the passing of this by-law.
4. Council of the Corporation of the Municipality of South Huron may by by-law grant further periods of not more than three years each, during which the temporary use set out in paragraph 2 of this by-law is authorized.

5. Key Map 5 shall be amended to indicate that there is a temporary use By-law in effect on the property described in paragraph 1. Upon expiry of the temporary use By-law, Key Map 5 shall be amended to note the expiry of the temporary use By-law.
6. Upon the expiry of the time period, during which the authorization of the temporary use described in paragraph #2 is in effect, Section 34(9)(a) of the Planning Act, RSO 1990, does not apply so as to permit the continued use of the land, buildings or structures for the temporary use.
7. All other provisions of By-law 30-1978 remain in effect.
8. THAT this By-law shall come into force pursuant to Section 34(21) of the Planning Act, RSO 1990.

Read a first and second time this 19th day of November, 2018.

Read a third time and finally passed this 19th day of November, 2018.

Maureen Cole, Mayor

Rebekah Msuya-Collison, Clerk

Schedule “A” To By-Law 95- 2018

Corporation Of The Municipality Of South Huron

By-Law 95- 2018 has the following purpose and effect:

The purpose of this By-law is to permit a Food Bank with two (2) existing off-street parking spaces as a temporary use on the lands municipally known as 249 Andrew Street.

The property is zoned Residential Low Density (R1) in the Town of Exeter Zoning By-law and designated Historic Core in the South Huron Official Plan.

The temporary by-law would allow a Food Bank to continue to operate for a period of up to three (3) years after which the owner may apply to extend the temporary use for a further 3 years. Council may choose to extend or terminate permission of the temporary use.

For the purposes of this Temporary Use By-law a Food Bank is defined as a place where stocks of food, typically basic provisions and non-perishable items, are supplied free of charge to people in need.

This By-law amends Zoning By-law #30-1978, of the Town of Exeter. Maps showing the general location of the lands to which this zoning by-law amendment applies are shown on the following pages.

Schedule "B" To By-Law #95-2018

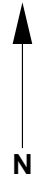
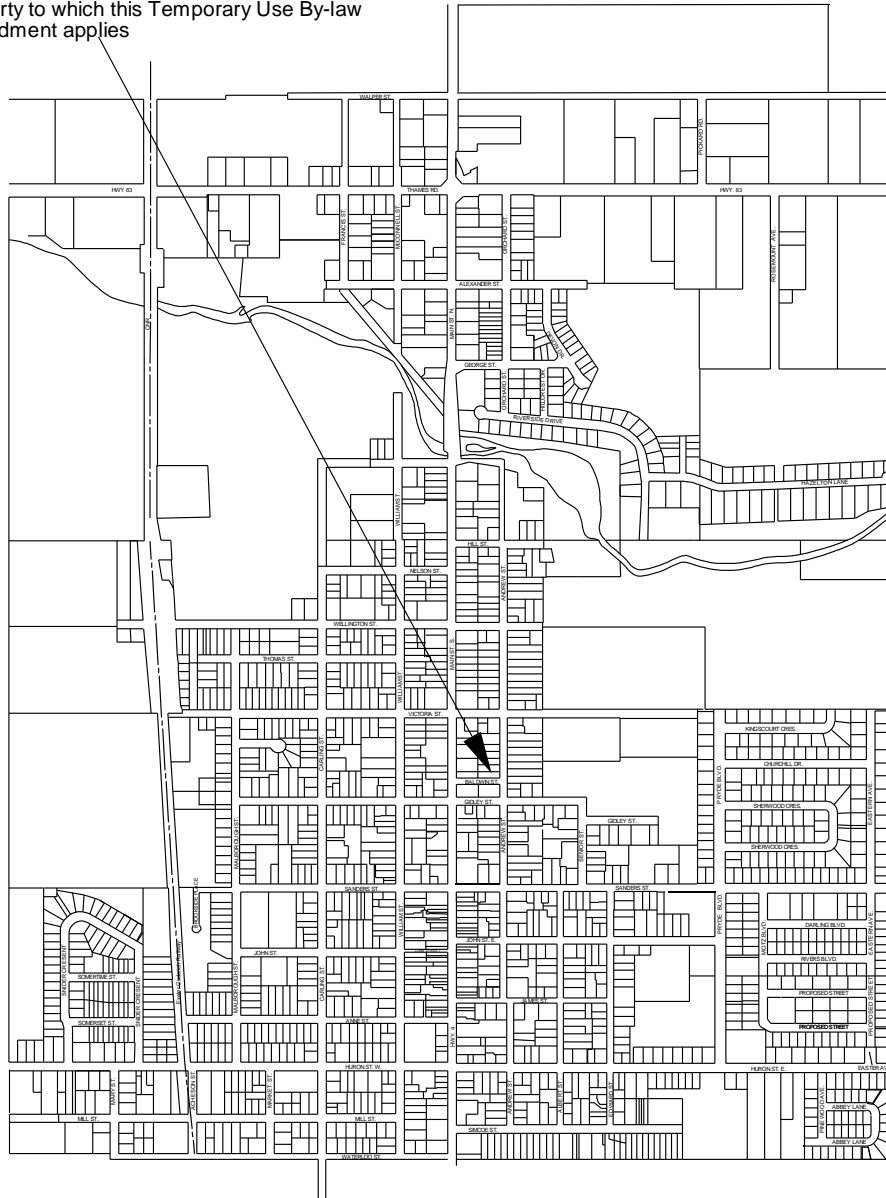
Corporation Of The Municipality Of South Huron

MUNICIPALITY OF SOUTH HURON

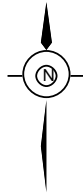
WARD 2 (FORMER TOWN OF EXETER)

LOCATION MAP

Property to which this Temporary Use By-law amendment applies

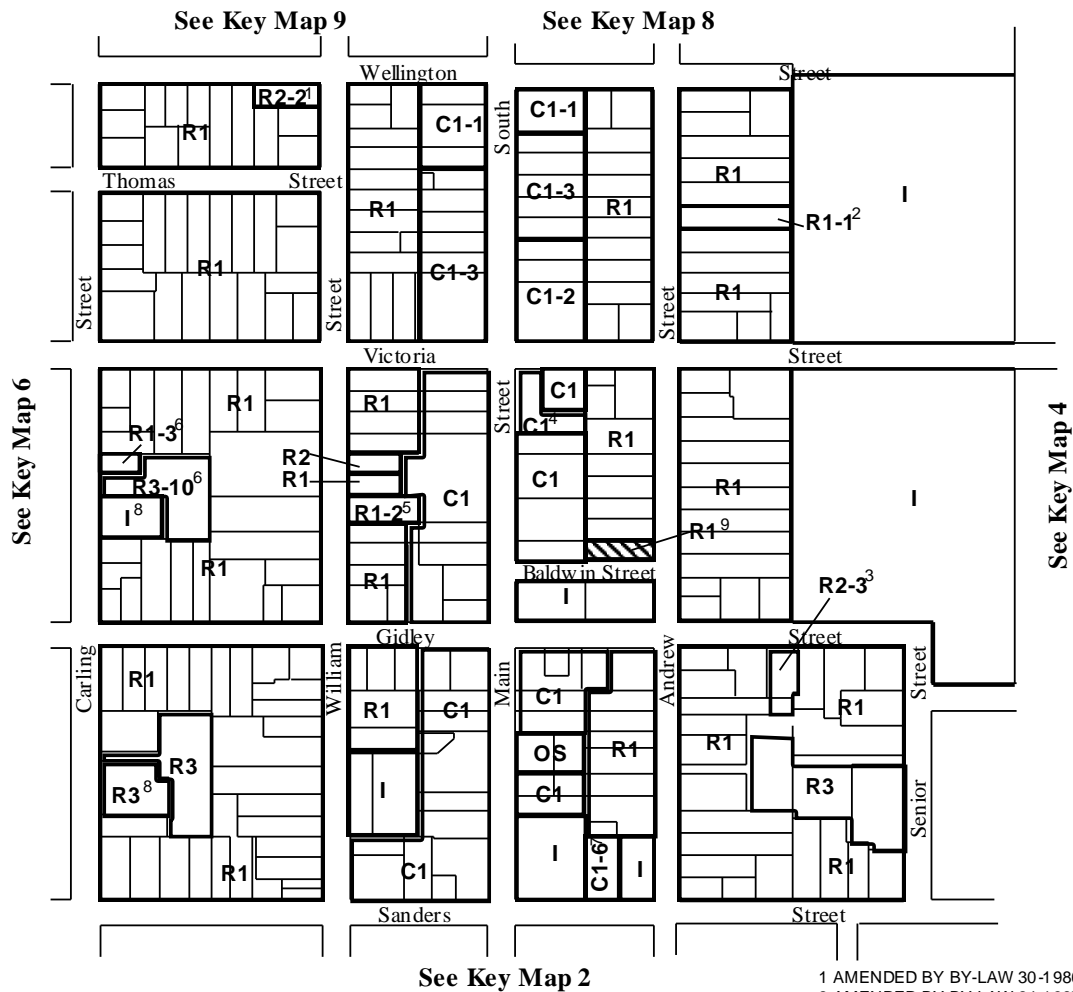



**Schedule "C" – Showing the Area Subject to the Amendment
Corporation of The Municipality Of South Huron
By-law 95-2018**



SCHEDULE 'A'
KEY MAP 5
TOWN OF EXETER

0 100 200 400
FEET



 Property to which this Temporary Use By-law amendment applies

- 1 AMENDED BY BY-LAW 30-1986
- 2 AMENDED BY BY-LAW 24-1987
- 3 AMENDED BY BY-LAW 15-1988
- 4 AMENDED BY BY-LAW 64-1988
- 5 AMENDED BY BY-LAW 25-1989
- 6 AMENDED BY BY-LAW 08-1990
- 7 AMENDED BY BY-LAW 04-1996
- 8 AMENDED BY BY-LAW 10-2010
- 9 Temporary Use Bylaw 73-2015 (Expires Dec 14, 2017)



The Corporation of The Municipality Of South Huron

By-Law # 96- 2018

To amend By-Law #69-2018, Zoning By-law for the Municipality of South Huron, via Zoning By-law Amendment Application #Z16-18, for the lands known as Plan 376, Lot 88, PT Lot 87, Exeter Ward, Municipality of South Huron to permit the temporary use of a Food Bank.

WHEREAS Section 39 of the Planning Act, RSO 1990 authorizes a municipality to pass a by-law under Section 34 of the Planning Act, RSO 1990, for the purpose of authorizing the temporary use of lands, buildings, or structures for a purpose otherwise prohibited by the by-law;

AND WHEREAS Council of The Corporation of the Municipality of South Huron considers it appropriate to pass a temporary use by-law as a temporary amendment to Zoning By-law 69-2018 of the Municipality of South Huron.

NOW THEREFORE BE IT RESOLVED THAT the Council of The Corporation of the Municipality of South Huron ENACTS as follows:

1. THAT this temporary use shall apply to the lands legally described as Plan 376, Lot 88, Pt Lot 87, Town of Exeter (249 Andrew Street) as identified on the attached Schedule B.
2. The temporary use permitted by this by-law is as follows:
Notwithstanding any provisions of Section 3.26 and 19 of this By-law to the contrary, a Food Bank with two (2) existing off-street parking spaces shall be permitted as an accessory use on the property described as Plan 376, Lot 88, Pt Lot 87, Town of Exeter, Municipality of South Huron (249 Andrew Street) for a period of three (3) years from the day of passing of this By-law. All other applicable provisions of By-law 69-2018 shall apply.

That for the purposes of this Temporary Use By-law a Food Bank means a building or part of a building where stocks of food, typically basic provisions and non-perishable items, are received and are subsequently handed out, free of charge to people in need.

3. The temporary use authorized by this by-law shall be in effect for a period of up to three (3) years from the day of the passing of this by-law.
4. Council of the Corporation of the Municipality of South Huron may by by-law grant further periods of not more than three years each, during which the temporary use set out in paragraph 2 of this by-law is authorized.

5. Key Map 5C shall be amended to indicate that there is a temporary use By-law in effect on the property described in paragraph 1. Upon expiry of the temporary use By-law, Key Map 5C shall be amended to note the expiry of the temporary use By-law.
6. Upon the expiry of the time period, during which the authorization of the temporary use described in paragraph #2 is in effect, Section 34(9)(a) of the Planning Act, RSO 1990, does not apply so as to permit the continued use of the land, buildings or structures for the temporary use.
7. All other provisions of By-law 69-2018 remain in effect.
8. THAT this By-law shall come into force pursuant to Section 34(21) of the Planning Act, RSO 1990.

Read a first and second time this 19th day of November, 2018.

Read a third time and finally passed this 19th day of November, 2018.

Maureen Cole, Mayor

Rebekah Msuya-Collison, Clerk

Schedule “A” To By-Law 96- 2018

Corporation of The Municipality Of South Huron

By-law 96- 2018 has the following purpose and effect:

The purpose of this By-law is to permit a Food Bank with two (2) existing off-street parking spaces as a temporary use on the lands municipally known as 249 Andrew Street.

The property is zoned Residential Low Density (R1) in the Town of Exeter Zoning By-law and designated Historic Core in the South Huron Official Plan.

The temporary by-law would allow a Food Bank to continue to operate for a period of up to three (3) years after which the owner may apply to extend the temporary use for a further 3 years. Council may choose to extend or terminate permission of the temporary use.

For the purposes of this Temporary Use By-law a Food Bank is defined as a place where stocks of food, typically basic provisions and non-perishable items, are supplied free of charge to people in need.

This By-law amends Zoning By-law #69-2018, of the Municipality of South Huron. Maps showing the general location of the lands to which this zoning by-law amendment applies are shown on the following pages.

Schedule "B" To By-Law # 96- 2018

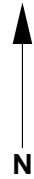
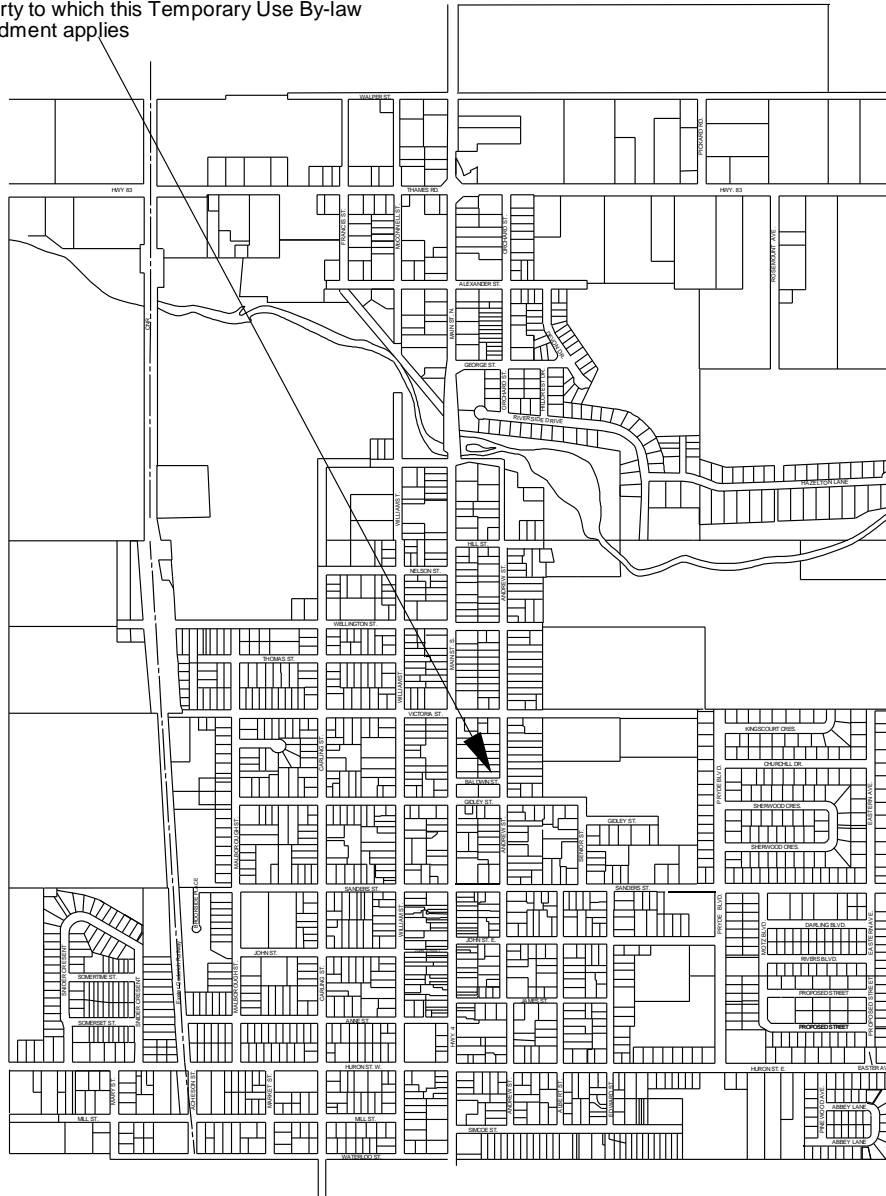
Corporation of The Municipality Of South Huron

MUNICIPALITY OF SOUTH HURON

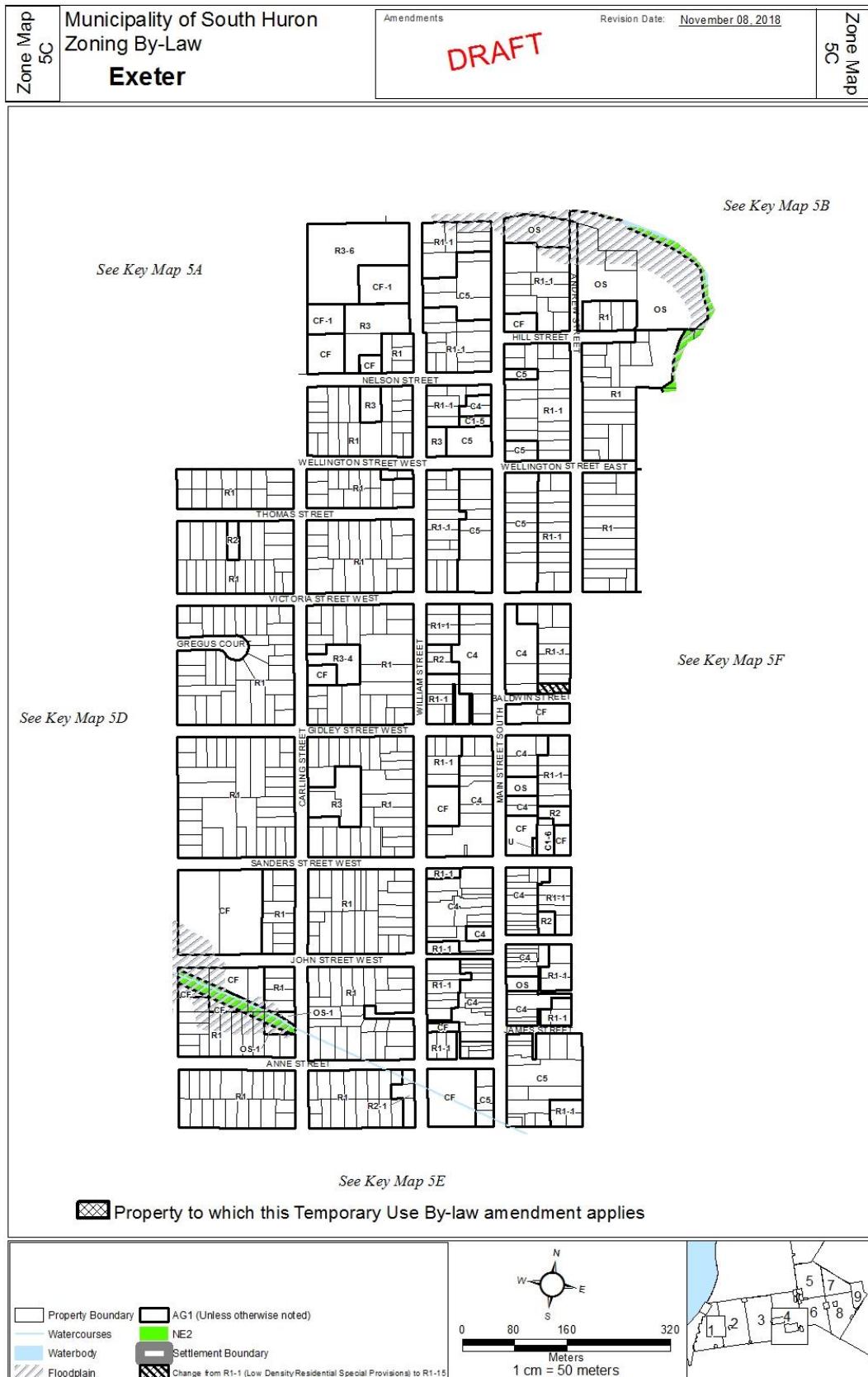
WARD 2 (FORMER TOWN OF EXETER)

LOCATION MAP

Property to which this Temporary Use By-law amendment applies



Schedule "C" – Showing The Area Subject To The Amendment
CORPORATION OF THE MUNICIPALITY OF SOUTH HURON
By-law 96-2018





The Corporation of the Municipality of South Huron

By-Law # 97-2018

Confirming By-Law

Being a by-law to adopt, confirm and ratify matters dealt with by the Council of the Corporation of the Municipality of South Huron.

Whereas Section 8 of the *Municipal Act, 2001*, as amended, provides that the powers of a Municipality shall be interpreted broadly to enable it to govern its affairs as it considers appropriate and to enhance the Municipality's ability to respond to municipal issues; and

Whereas Section 5(3) of the *Municipal Act, 2001*, as amended, provides that a municipal power, including a municipality's capacity, rights, powers and privileges under section 9, shall be exercised by by-law unless the municipality is specifically authorized to do otherwise; and

Whereas the Council of The Corporation of the Municipality of South Huron deems it expedient to adopt, confirm and ratify matters dealt with at all meetings of Council;

Now therefore be it resolved that the Council of The Corporation of the Municipality of South Huron enacts as follows:

1. That the proceedings and actions taken by Council and municipal officers of the Corporation of the Municipality of South Huron at the November 19, 2018 Public and Regular Council Meeting in respect of each report, motion, recommendation, by-law and any other business conducted are, except where the prior approval of the Local Planning Appeal Tribunal or other authority is required by law, hereby adopted, ratified and confirmed and shall have the same force and effect as if each and every one of them had been the subject matter of a separate by-law duly enacted.
2. That the Mayor and Members of Council of the Corporation of the Municipality of South Huron are hereby authorized and directed to do all things necessary to give effect to the said actions of Council of the Corporation of the Municipality of South Huron or to obtain approvals where required.
3. That on behalf of The Corporation of the Municipality of South Huron, the Mayor, or the Presiding Officer of Council, and the Clerk or the Chief Administrative Officer, where instructed to do so, are hereby authorized and directed to execute all necessary documents and to affix thereto the Corporate Seal.
4. That this By-Law shall not be amendable or debatable.

Read a first and second time this 19th day of November, 2018

Read a third time and passed this 19th day of November, 2018

Maureen Cole, Mayor

Rebekah Msuya-Collison, Clerk