

SOUTH HURON POLICE SERVICES BOARD REPORT



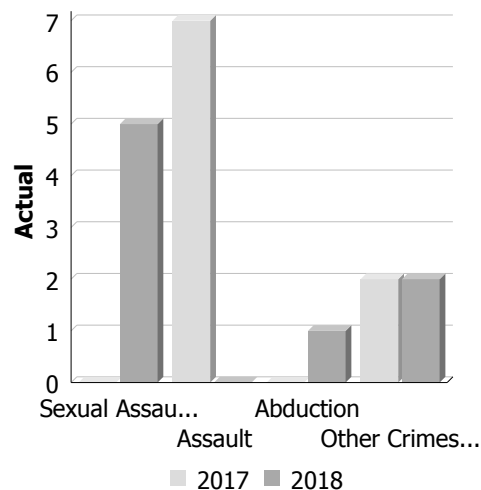
SEPTEMBER 2018

Inspector Jason Younan – Detachment Commander

Police Services Board Report for South Huron
Records Management System
September - 2018

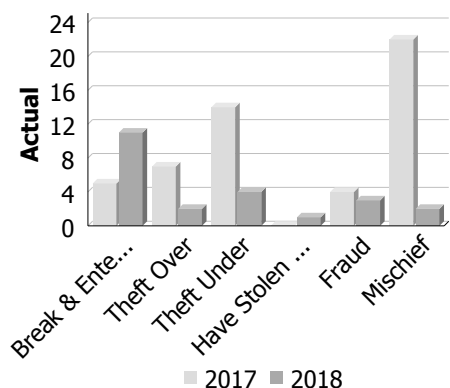
Violent Crime

Actual	September			Year to Date - September		
	2017	2018	% Change	2017	2018	% Change
Murder	0	0	--	0	0	--
Other Offences Causing Death	0	0	--	0	0	--
Attempted Murder	0	0	--	0	0	--
Sexual Assault	0	5	--	7	14	100.0%
Assault	7	0	-100.0%	29	28	-3.4%
Abduction	0	1	--	0	1	--
Robbery	0	0	--	0	2	--
Other Crimes Against a Person	2	2	0.0%	6	14	133.3%
Total	9	8	-11.1%	42	59	40.5%



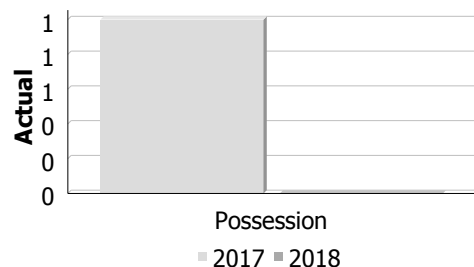
Property Crime

Actual	September			Year to Date - September		
	2017	2018	% Change	2017	2018	% Change
Arson	0	0	--	0	0	--
Break & Enter	5	11	120.0%	44	51	15.9%
Theft Over	7	2	-71.4%	26	20	-23.1%
Theft Under	14	4	-71.4%	107	107	0.0%
Have Stolen Goods	0	1	--	5	4	-20.0%
Fraud	4	3	-25.0%	34	22	-35.3%
Mischief	22	2	-90.9%	69	45	-34.8%
Total	52	23	-55.8%	285	249	-12.6%



Drug Crime

Actual	September			Year to Date - September		
	2017	2018	% Change	2017	2018	% Change
Possession	1	0	-100.0%	5	4	-20.0%
Trafficking	0	0	--	1	0	-100.0%
Importation and Production	0	0	--	0	1	--
Total	1	0	-100.0%	6	5	-16.7%



Detachment: 6G - HURON

Location code(s): 6G10 - EXETER

Area code(s): 6119 - Municipality of South Huron

Data source date:

2018/10/06

Report Generated by:

Sinko, David

Report Generated on:

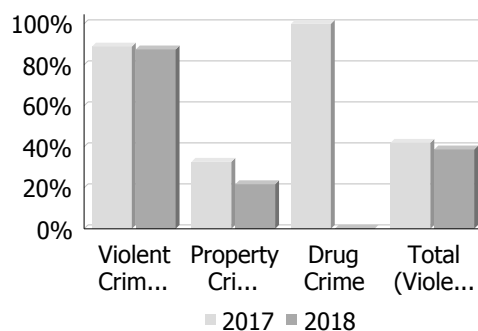
Oct 9, 2018 9:35:57 AM

PP-CSC-Operational Planning-4300

Police Services Board Report for South Huron
Records Management System
September - 2018

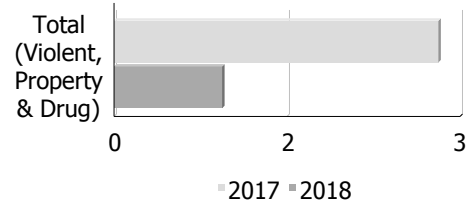
Clearance Rate

Clearance Rate	September			Year to Date - September		
	2017	2018	Difference	2017	2018	Difference
Violent Crime	88.9%	87.5%	-1.4%	88.1%	94.9%	6.8%
Property Crime	32.7%	21.7%	-11.0%	20.7%	9.2%	-11.5%
Drug Crime	100.0%	--	--	83.3%	80.0%	-3.3%
Total (Violent, Property & Drug)	41.9%	38.7%	-3.2%	31.0%	28.1%	-2.8%



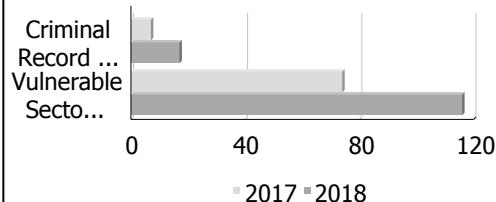
Unfounded

Unfounded	September			Year to Date - September		
	2017	2018	% Change	2017	2018	% Change
Total (Violent, Property & Drug)	3	1	-66.7%	53	51	-3.8%



Criminal Record and Vulnerable Sector Screening Checks

Actual	September			Year to Date - September		
	2017	2018	% Change	2017	2018	% Change
Criminal Record Checks	7	17	142.9%	103	153	48.5%
Vulnerable Sector Screening Checks	74	116	56.8%	518	680	31.3%



Data contained within this report is dynamic in nature and numbers will change over time as the Ontario Provincial Police continue to investigate and solve crime.

Data Utilized

- Major Crimes
- Niche RMS All Offence Level Business Intelligence Cube

Detachment: 6G - HURON

Location code(s): 6G10 - EXETER

Area code(s): 6119 - Municipality of South Huron

Data source date:

2018/10/06

Report Generated by:

Sinko, David

Report Generated on:

Oct 9, 2018 9:35:57 AM

PP-CSC-Operational Planning-4300

SOUTH HURON PSB REPORT – TRAFFIC STATISTICS

Offence	September 2017	September 2018	% Change
Traffic Hazard	12	8	-33.33
Traffic Enforcement	3	3	0
Traffic Complaint	32	21	-34.37
RIDE	9	1	-88.89
Other CC Drive	0	2	200
MVC Reportable	9	7	-22.22
MVC Non-Report.	4	3	-25
Impaired/Over 80	0	1	100
Fail To Remain	1	0	-100
Dangerous Operation	0	0	0
Total UCR Violations	63	36	-42.86

SOUTH HURON PSB REPORT – MEDIA RELEASES

POLICE CHARGE FOUR INDIVIDUALS WITH CHILD PORNOGRAPHY AND LURING OFFENCES

(ORILLIA, ON) - Members of the Ontario Provincial Police (OPP) Child Sexual Exploitation Unit executed five unrelated search warrants between September 11 and 13, 2018 in various areas of the province. These warrants were carried out jointly with the OPP Digital Forensics Unit, Wellington County OPP, Huron County OPP and Collingwood OPP detachments.

As a result of the search warrants, four individuals were charged with a total of 18 criminal charges being laid.

The exploitation of children on the internet remains a growing concern for the OPP and the public is reminded that, "Every photograph is sexual abuse of a real child. It is not just a photo. Every time that photo is seen on the internet, the child is victimized again." -Inspector Tina Chalk, Manager, Counter Exploitation and Missing Persons Section

A summary of the investigations, involved persons and charges laid are as follows:

On September 11, 2018, police executed a search warrant at a residence in the Town of Elora. As a result of the investigation, Joseph James DOWNEY, 43 years-of-age of Elora was charged with two counts of Making Available and three counts of Possession of Child Pornography.

On September 12, 2018, police executed a search warrant at a residence in the Town of Exeter. As a result of the investigation, Philip CORBOY, 61 years of age from Exeter was charged with one count of Making Available and two counts of Possession of Pornography.

On September 12, 2018, police arrested and charged a 17 year old male youth from Clinton, Ontario with four counts of luring a person under 16 years of age, one count of sending sexually explicit material to a person under 16 years of age, one count of indecent exposure to a person under 16 years of age and one count of failing to comply with a youth court sentence or disposition. In addition, a search warrant was executed at a residence in Town of Clinton in relation to this investigation.

On September 13, 2018 police executed a search warrant at a residence in the Town of Collingwood. As a result of this investigation, police arrested and charged Michael James COLE, 25-years-old, of Collingwood with one count of Making Available and two counts of Possession of Child Pornography.

A fifth search warrant was executed on September 11, 2018, however the investigation into this matter is ongoing and details will be updated if charges are laid in relation to the matter.

The OPP will continue to work tirelessly to fight against the sexual abuse of children.

Any member of the public wishing to report instances of child sexual abuse on the internet is encouraged to do so by calling your local police service, the OPP at 1-888-310-1122 or by navigating to the Canadian Centre for Child Protection website to report it through cybertip.ca.

The investigation is continuing.

IMPAIRED BY DRUG CHARGE LAID - EXETER

(SOUTH HURON, ON) - Huron County Ontario Provincial Police (OPP) has charged a 60-year-old South Huron resident with Impaired Operation by a Drug following a traffic stop that took place in Exeter this past weekend.

At around 11:37 a.m. on Sunday, September 16, 2018 Huron OPP members received information about a car that was travelling northbound on London Road (Highway 4) heading into Exeter in an erratic manner. Within a few minutes police had the suspect vehicle stopped at the north end of Exeter and were speaking with the driver.

Upon speaking with the male driver the investigating officer had reason to believe the driver was impaired by a drug, thus the driver was placed under arrest and transported to the Lucan OPP Detachment for a Drug Recognition Evaluation (DRE). The driver submitted to the DRE's evaluation and the driver was deemed to be impaired by a drug.

Brian VICKERS, 60 years of age from South Huron has been charged with Impaired Operation by a Drug. His licence has been suspended for an automatic 90 days and his vehicle has been impounded for seven days.

KUBOTA TRACTORS STOLEN - EXETER

(SOUTH HURON, ON) - Huron County Ontario Provincial Police (OPP) is seeking tips from the public in relation to some recent thefts of Kubota tractors that have been stolen in South Huron.

The first reported incident took place overnight on September 9, 2018 at a business located on Kirkton Road just east of Exeter. A Kubota L3010 tractor, a Kubota RTV utility vehicle and a Stihl backpack style leaf blower were all stolen from a maintenance shed located on the property. The following day the stolen Kubotas were recovered in a parking lot in Exeter however the leaf blower remains outstanding.

The next incident took place in Exeter on Huron Street East sometime overnight on September 18, 2018. A thief attended the property and stole an orange 2016 Kubota tractor, model BX2670 valued at \$15,000. The tractor had been parked near the residence garage.

That same night in Exeter a second Kubota tractor was stolen from an Abbey Lane residence. A dollar value has yet to be determined for this stolen tractor.

THIEF TARGETS ATM

(SOUTH HURON, ON) - Huron County Ontario Provincial Police (OPP) including members from the Huron-Perth Community Street Crimes Unit (CSCU) are currently investigating a break, enter and theft of cash that took place in Exeter last week.

On Monday, September 17, 2018 at 4:16 a.m. Huron OPP members responded to the South Huron Recreation Centre located on Victoria Street East after a key holder to the building reported someone had broken into the building.

Investigators have since determined a lone male suspect forced entry into the building and proceeded to smash his way into an ATM that was contained inside the building. After gaining access to the ATM the thief departed the building with an undetermined amount of cash.

Any person with information regarding this incident should immediately contact Huron OPP at 1-888-310-1122 or (519) 524-8314.

Should you wish to remain anonymous, you may call Crime Stoppers at 1-800-222-TIPS (8477), where you may be eligible to receive a cash reward of up to \$2,000.

OPP Conduct Fall Seat Belt Campaign (September 26 - October 5, 2018)

(ORILLIA, ON) - The Ontario Provincial Police (OPP) has investigated 34 road fatalities so far this year in which the victims were reportedly not wearing a seat belt. There were 30 such deaths at this time last year (2017), with lack of occupant restraint being linked to 49 deaths by the end of the year.

As the OPP gears up for its Fall Seat Belt Campaign, drivers and passengers are being reminded that air bags do not replace seat belts and are designed to work with seat belts, not instead of them. When a frontal collision launches vehicle occupants toward the steering wheel, dashboard or windshield - even at low speeds, without a seat belt the outcome can be catastrophic even if the air bag deploys.

"Regardless of technological advances in vehicle safety, a seat belt remains your first line of defence and your best chance of surviving a collision. While air bags are a second line of defence, they will not restrain you. Only your seat belt can hold you in place. Whether you are a driver or passenger, don't let anyone in a vehicle be without their seat belt properly fastened." - Deputy Commissioner Brad Blair, Provincial Commander, Traffic Safety and Operational Support.

During the campaign, the OPP will be highly visible throughout the province as they conduct education and enforcement initiatives aimed at getting people to buckle up and stay safe.

DID YOU KNOW?

While 93 per cent of Canadians buckle up, the seven per cent who do not account for almost 40 per cent of fatalities in vehicle collisions (Transport Canada).

SHOULD'VE HAD A FRONT PLATE

(SOUTH HURON, ON) - A Sarnia resident has been charged with a number of criminal offences following a traffic stop that took place in Exeter over the weekend.

At approximately 2:20 p.m. on Sunday, September 23, 2018 a Huron County Ontario Provincial Police (OPP) officer observed a pickup truck travelling on Thames Road without a front licence plate. Upon stopping the suspect vehicle the investigating officer spoke with the male driver.

The driver initially provided a false name to the investigating officer and also failed to provide a valid insurance card for the pickup. Upon further investigation the driver provided his actual

name and it was determined the male was driving with a suspended driver's licence. The driver was subsequently placed under arrest and searched. The search revealed the driver was in possession of a small quantity of marihuana.

As a result, Brandon WESTFALL, 34 years of age, from Sarnia has been charged with the following offences:

- Personation with Intent to Avoid Arrest
- Driving While Disqualified
- Possession of a Schedule II Substance - Cannabis Marihuana
- Driving While Under Suspension
- Fail to Have Insurance Card
- Drive Motor Vehicle Fail to Display Two Plates

He has since been released from custody. His motor vehicle was also impounded for 45 days under the Vehicle Impoundment Program (VIP).

NEIGHBOURS LOOKING OUT FOR NEIGHBOURS

(SOUTH HURON, ON) - Huron County Ontario Provincial Police (OPP) have arrested and charged a 40-year-old with a number of criminal offences in connection with a break and enter that took place early yesterday morning in Huron Park.

On September 25, 2018 at 1:51 a.m. officers attended an Algonquin Drive residence after receiving a call from a witness that reported hearing a lot noise in a residence that was supposed to be vacant.

Upon arrival police spotted a male suspect inside the home. Upon clearing the residence the male had departed however he was found hiding in the woods nearby. He was placed under arrest and taken into custody. The male then tried to obstruct officers by providing a false name. Upon further investigation officers were able to positively identify the male suspect.

Andrew MCCALLUM, 40 years of age, from London has been charged with the following offences:

- Break & Enter
- Personation with Intent to Avoid Arrest
- Obstruct Peace Officer
- Fail to Comply with Undertaking

JOHN DEERE SKID STEER STOLEN

(SOUTH HURON, ON) - Huron County Ontario Provincial Police (OPP) along with the Huron-Perth Community Street Crimes Unit (CSCU) are currently investigating the theft of a \$60,000 skid steer stolen from an Exeter business.

On September 18, 2018 Huron OPP members commenced an investigation into the theft of a 2014 John Deere skid steer that was stolen from a business located on Thames Road West in Exeter.

Police were informed the skid steer was parked in the yard around 4:30 p.m. on September 12th and when the operator returned to work on September 18th he noticed the machine was missing. Upon checking with other employees it was quickly determined the skid steer had in fact been stolen.

The yellow 2014 John Deere skid steer is a 328E model valued at approximately \$60,000. This particular machine has two stainless steel after-market side mirrors.

Any person with information regarding this incident should immediately contact Huron OPP at 1-888-310-1122 or (519) 524-8314.

Should you wish to remain anonymous, you may call Crime Stoppers at 1-800-222-TIPS (8477), where you may be eligible to receive a cash reward of up to \$2,000.

WEST REGION CONSTABLE INFO SESSION - HURON COUNTY

(HURON COUNTY, ON) - The Ontario Provincial Police (OPP) Uniform Recruitment Unit is hiring frontline Police Constables. OPP West Region Uniform Recruitment Unit together with the support of Huron County OPP are hosting an OPP Constable Information Session located at the Huron County Health Unit, 77722B London Road (Highway 4), Clinton, Ontario on October 25, 2018 from 5:00 p.m. until 7:00 p.m.

OPP Constable INFO Sessions provide participants the opportunity to gain knowledge, insight and helpful advice relating to the OPP Uniform Recruitment process. Hosted by West Region Uniform Recruiters, the session includes an overview of the minimum requirements to apply, as well as the expectations of interested applicants. This presentation will benefit those who want to learn more about the OPP Uniform Recruitment process to ensure that they are at their competitive best before they apply.

Details of the event and how to register can be found at: <https://www.eventbrite.com/e/opp-constable-info-session-huron-county-oct-25-2018-tickets-50862943433>

Follow us on Social Media:

-

In addition to OPP Constable Information Sessions, connect with the OPP Uniform Recruitment Unit on Facebook, Twitter, Instagram, and Snapchat! We host a variety of virtual outreach events, including:

- OPP Virtual Ride-alongs with frontline OPP officers
- Contests and challenges to help you prepare for a career with the OPP!

For further inquiries, please email uniformrecruitment@opp.ca or call 1-877-OPP-HIRE.



Calls For Service (CFS) Billing Summary Report

Municipality of South Huron September - 2018

Billing Categories (Billing categories below do not match traditional crime groupings)		2018				2017			
		September	Year to Date	Time Standard	Year To Date Weighted Hours	September	Year to Date	Time Standard	Year To Date Weighted Hours
Violent Criminal Code	Sexual Assault	3	12	15.1	181.2	1	8	15.1	120.8
	Sexual Interference	2	5	15.1	75.5	0	1	15.1	15.1
	Invitation to Sexual Touching	0	1	15.1	15.1	0	0		0.0
	Assault With Weapon or Causing Bodily Harm-Level 2	0	3	15.1	45.3	2	11	15.1	166.1
	Assault-Level 1	0	32	15.1	483.2	5	24	15.1	362.4
	Forcible confinement	1	1	15.1	15.1	0	0		0.0
	Robbery -Master code	0	1	15.1	15.1	0	0		0.0
	Robbery - Other	0	1	15.1	15.1	0	0		0.0
	Criminal Harassment	0	6	15.1	90.6	1	14	15.1	211.4
	Criminal Harassment - Offender Unknown	0	1	15.1	15.1	0	0		0.0
	Indecent/Harassing Communications	0	2	15.1	30.2	0	1	15.1	15.1
	Utter Threats to Person	3	20	15.1	302.0	3	17	15.1	256.7
	Total	9	85	15.1	1,283.5	12	76	15.1	1,147.6
Property Crime Violations	Break & Enter	11	53	7.6	402.8	4	44	7.6	334.4
	Unlawful in a dwelling house	0	0		0.0	0	1	7.6	7.6
	Break & Enter - Firearms	0	0		0.0	1	3	7.6	22.8
	Theft Over - Farm Equipment	0	0		0.0	1	1	7.6	7.6
	Theft Over - Construction Site	0	0		0.0	0	1	7.6	7.6
	Theft Over - Building	0	1	7.6	7.6	0	0		0.0
	Theft Over - Trailers	0	0		0.0	0	1	7.6	7.6
	Theft Over - Other Theft	0	0		0.0	1	4	7.6	30.4
	Theft of - Mail	0	1	7.6	7.6	0	2	7.6	15.2
	Theft of Motor Vehicle	0	7	7.6	53.2	0	1	7.6	7.6
	Theft of - Automobile	0	6	7.6	45.6	1	3	7.6	22.8
	Theft of - Trucks	0	1	7.6	7.6	1	6	7.6	45.6
	Theft of - Motorcycles	0	0		0.0	1	3	7.6	22.8
	Theft of - All Terrain Vehicles	0	3	7.6	22.8	2	3	7.6	22.8
	Theft of - Farm Vehicles	0	0		0.0	0	1	7.6	7.6



Calls For Service (CFS) Billing Summary Report

Municipality of South Huron September - 2018

Billing Categories (Billing categories below do not match traditional crime groupings)		2018				2017			
		September	Year to Date	Time Standard	Year To Date Weighted Hours	September	Year to Date	Time Standard	Year To Date Weighted Hours
Property Crime Violations	Theft of - Construction Vehicles	2	2	7.6	15.2	0	1	7.6	7.6
	Theft Under -master code	0	7	7.6	53.2	0	4	7.6	30.4
	Theft under - Farm Equipment	1	1	7.6	7.6	0	1	7.6	7.6
	Theft Under - Construction Site	0	0		0.0	1	1	7.6	7.6
	Theft under - Bicycles	0	11	7.6	83.6	1	11	7.6	83.6
	Theft under - Building	0	1	7.6	7.6	1	4	7.6	30.4
	Theft under - Persons	0	3	7.6	22.8	1	1	7.6	7.6
	Theft under - Trailers	1	1	7.6	7.6	0	0		0.0
	Theft under - Other Theft	1	26	7.6	197.6	2	26	7.6	197.6
	Theft Under - Gasoline Drive-off	0	8	7.6	60.8	0	6	7.6	45.6
	Theft FROM Motor Vehicle Under \$5,000	1	53	7.6	402.8	7	45	7.6	342.0
	Theft Under \$5,000 [SHOPLIFTING]	0	3	7.6	22.8	1	11	7.6	83.6
	Possession of Stolen Goods over \$5,000	0	2	7.6	15.2	0	1	7.6	7.6
	Possession of Stolen Goods under \$5,000	1	2	7.6	15.2	0	4	7.6	30.4
	Fraud -Master code	0	1	7.6	7.6	0	2	7.6	15.2
	Fraud - Steal/Forge/Poss./ Use Credit Card	0	2	7.6	15.2	0	2	7.6	15.2
	Fraud - False Pretence <= \$5,000	0	1	7.6	7.6	0	1	7.6	7.6
	Fraud - Forgery & Uttering	0	0		0.0	0	4	7.6	30.4
	Fraud -Money/ property/security > \$5,000	0	1	7.6	7.6	1	7	7.6	53.2
	Fraud -Money/ property/security <= \$5,000	1	14	7.6	106.4	0	10	7.6	76.0
	Fraud - Other	1	7	7.6	53.2	2	12	7.6	91.2
	Personation with Intent (fraud)	1	2	7.6	15.2	0	1	7.6	7.6
	Fraud - False Pretence > \$5,000	0	1	7.6	7.6	0	0		0.0
	Identity Fraud	0	0		0.0	1	1	7.6	7.6



Calls For Service (CFS) Billing Summary Report

Municipality of South Huron September - 2018

Billing Categories (Billing categories below do not match traditional crime groupings)		2018				2017			
		September	Year to Date	Time Standard	Year To Date Weighted Hours	September	Year to Date	Time Standard	Year To Date Weighted Hours
Property Crime Violations	Mischief - master code	2	45	7.6	342.0	22	66	7.6	501.6
	Mischief [Graffiti - Non Gang Related]	0	1	7.6	7.6	0	2	7.6	15.2
	Interfere with lawful use, enjoyment of property	0	1	7.6	7.6	0	2	7.6	15.2
	Property Damage	0	1	7.6	7.6	0	2	7.6	15.2
	Total	23	269	7.6	2,044.4	52	302	7.6	2,295.2
Other Criminal Code Violations (Excluding traffic)	Offensive Weapons-Explosives	0	1	7.6	7.6	0	0		0.0
	Offensive Weapons-Possession of Weapons	0	0		0.0	0	1	7.6	7.6
	Offensive Weapons-Other Offensive Weapons	0	0		0.0	0	1	7.6	7.6
	Offensive Weapons-Other Weapons Offences	1	1	7.6	7.6	0	0		0.0
	Bail Violations - Fail To Comply	1	13	7.6	98.8	2	13	7.6	98.8
	Bail Violations - Fail To Appear	0	3	7.6	22.8	0	0		0.0
	Bail Violations - Appearance Notice	0	0		0.0	0	3	7.6	22.8
	Bail Violations - Others	0	1	7.6	7.6	0	0		0.0
	Bail Violations - Disobey Summons	0	0		0.0	0	1	7.6	7.6
	Bail Violations - Recognizance	0	1	7.6	7.6	0	1	7.6	7.6
	Possession Of Counterfeit Money	0	0		0.0	0	1	7.6	7.6
	Uttering Counterfeit Money	0	0		0.0	0	2	7.6	15.2
	Counterfeit Money - Others	0	2	7.6	15.2	0	5	7.6	38.0
	Disturb the Peace	0	7	7.6	53.2	1	5	7.6	38.0
	Indecent acts - Master code	0	0		0.0	0	1	7.6	7.6
	Indecent acts - exposure to person under 14	0	0		0.0	0	1	7.6	7.6
	Child Pornography - Master code	0	0		0.0	1	1	7.6	7.6
	Child Pornography - Making or distributing	0	1	7.6	7.6	0	1	7.6	7.6
	Public Morals	0	0		0.0	0	2	7.6	15.2



Calls For Service (CFS) Billing Summary Report

Municipality of South Huron September - 2018

Billing Categories <i>(Billing categories below do not match traditional crime groupings)</i>		2018				2017			
		September	Year to Date	Time Standard	Year To Date Weighted Hours	September	Year to Date	Time Standard	Year To Date Weighted Hours
Other Criminal Code Violations (Excluding traffic)	Obstruct Public Peace Officer	0	1	7.6	7.6	0	1	7.6	7.6
	Trespass at Night	0	0		0.0	1	4	7.6	30.4
	Fail to Attend Court	0	4	7.6	30.4	0	1	7.6	7.6
	Breach of Probation	0	12	7.6	91.2	4	22	7.6	167.2
	Offensive Weapons- Careless use of firearms	0	1	7.6	7.6	1	1	7.6	7.6
	Public mischief - mislead peace officer	0	0		0.0	1	1	7.6	7.6
	Common nuisance	0	0		0.0	0	1	7.6	7.6
	Libel - Defamatory	0	0		0.0	0	1	7.6	7.6
	Total	2	48	7.6	364.8	11	71	7.6	539.6
Drug Possession	Possession Other Controlled Drugs and Substance Act	0	0		0.0	0	3	6.2	18.6
	Possession Cannabis	0	3	6.2	18.6	0	1	6.2	6.2
	Possession - Methamphetamine (Crystal Meth)	0	2	6.2	12.4	1	2	6.2	12.4
	Possession û Opioid (other than heroin)	1	1	6.2	6.2	0	0		0.0
	Drug related occurrence	1	11	6.2	68.2	2	4	6.2	24.8
	Overdose	0	1	6.2	6.2	0	0		0.0
	Total	2	18	6.2	111.6	3	10	6.2	62.0
Drugs	Trafficking - Methamphetamine (Crystal Meth)	0	0		0.0	0	1	33.9	33.9
	Trafficking û Opioid (other than heroin)	0	1	33.9	33.9	0	0		0.0
	Production Cannabis (Marihuana) (Cultivation)	0	1	33.9	33.9	0	0		0.0
	Total	0	2	33.9	67.8	0	1	33.9	33.9
Statutes & Acts	Landlord/Tenant	3	13	3.1	40.3	0	12	3.1	37.2
	Mental Health Act	6	37	3.1	114.7	3	16	3.1	49.6
	Mental Health Act - No contact with Police	0	9	3.1	27.9	0	4	3.1	12.4
	Mental Health Act - Attempt Suicide	2	10	3.1	31.0	2	8	3.1	24.8
	Mental Health Act û Threat of Suicide	1	12	3.1	37.2	2	10	3.1	31.0
	Mental Health Act - Voluntary Transport	0	6	3.1	18.6	0	4	3.1	12.4



Calls For Service (CFS) Billing Summary Report

Municipality of South Huron September - 2018

Billing Categories (Billing categories below do not match traditional crime groupings)		2018				2017			
		September	Year to Date	Time Standard	Year To Date Weighted Hours	September	Year to Date	Time Standard	Year To Date Weighted Hours
Statutes & Acts	Mental Health Act - Placed on Form	2	5	3.1	15.5	1	6	3.1	18.6
	Custody Dispute	0	0		0.0	0	1	3.1	3.1
	Trespass To Property Act	2	15	3.1	46.5	2	16	3.1	49.6
	Total	16	107	3.1	331.7	10	77	3.1	238.7
Operational	Animal -Master code	0	1	3.4	3.4	0	1	3.4	3.4
	Animal - Bear Complaint	0	2	3.4	6.8	0	0		0.0
	Animal - Left in Vehicle	0	6	3.4	20.4	0	2	3.4	6.8
	Animal Rabid	0	13	3.4	44.2	0	0		0.0
	Animal Bite	0	0		0.0	0	3	3.4	10.2
	Animal Stray	0	3	3.4	10.2	3	4	3.4	13.6
	Animal Injured	1	5	3.4	17.0	2	4	3.4	13.6
	Animal - Other	2	28	3.4	95.2	0	12	3.4	40.8
	Animal - Dog Owners Liability Act	0	3	3.4	10.2	0	0		0.0
	Alarm -Master code	0	4	3.4	13.6	0	3	3.4	10.2
	Alarm -Others	1	11	3.4	37.4	1	8	3.4	27.2
	Domestic Disturbance	16	81	3.4	275.4	8	47	3.4	159.8
	Suspicious Person	11	80	3.4	272.0	21	117	3.4	397.8
	Phone -Master code	0	1	3.4	3.4	0	1	3.4	3.4
	Phone -Nuisance - No Charges Laid	0	6	3.4	20.4	0	5	3.4	17.0
	Phone -Threatening - No Charges Laid	0	0		0.0	0	1	3.4	3.4
	Phone -Other - No Charges Laid	0	3	3.4	10.2	2	3	3.4	10.2
	Text- related Incident (Texting)	0	0		0.0	0	1	3.4	3.4
	False Fire Alarm - Building	0	0		0.0	0	1	3.4	3.4
	Fire - Building	1	7	3.4	23.8	0	2	3.4	6.8
	Fire - Vehicle	0	0		0.0	2	6	3.4	20.4
	Fire - Other	0	3	3.4	10.2	0	1	3.4	3.4
	Insecure Condition - Master code	0	0		0.0	0	1	3.4	3.4
	Insecure Condition - Building	0	3	3.4	10.2	1	4	3.4	13.6
	Missing Person under 12	0	2	3.4	6.8	0	1	3.4	3.4
	Missing Person 12 & older	0	5	3.4	17.0	1	7	3.4	23.8



Calls For Service (CFS) Billing Summary Report

Municipality of South Huron September - 2018

Billing Categories (Billing categories below do not match traditional crime groupings)		2018				2017			
		September	Year to Date	Time Standard	Year To Date Weighted Hours	September	Year to Date	Time Standard	Year To Date Weighted Hours
Operational	Missing Person Located Under 12	0	2	3.4	6.8	0	1	3.4	3.4
	Missing Person Located 12 & older	1	7	3.4	23.8	0	1	3.4	3.4
	Noise Complaint - Master code	0	5	3.4	17.0	0	0		0.0
	Noise Complaint - Vehicle	1	20	3.4	68.0	0	2	3.4	6.8
	Noise Complaint - Residence	5	53	3.4	180.2	1	27	3.4	91.8
	Noise Complaint - Business	0	2	3.4	6.8	0	0		0.0
	Noise Complaint - Animal	0	0		0.0	1	2	3.4	6.8
	Noise Complaint - Others	3	9	3.4	30.6	1	7	3.4	23.8
	Accident - non-MVC -Industrial	0	0		0.0	0	1	3.4	3.4
	Accident - non-MVC -Commercial	0	0		0.0	0	1	3.4	3.4
	Accident - non-MVC -Residential	0	1	3.4	3.4	0	0		0.0
	Accident -non MVC - Others	1	1	3.4	3.4	0	0		0.0
	Found Property - Master code	1	14	3.4	47.6	4	14	3.4	47.6
	Found - License Plate	0	1	3.4	3.4	0	1	3.4	3.4
	Found - Vehicle Accessories	0	2	3.4	6.8	0	0		0.0
	Found-Personal Accessories	2	11	3.4	37.4	4	17	3.4	57.8
	Found-Household Property	1	3	3.4	10.2	1	2	3.4	6.8
	Found-Radio,TV,Sound-Reprod. Equip.	1	3	3.4	10.2	0	0		0.0
	Found-Sporting Goods, Hobby Equip.	0	0		0.0	0	1	3.4	3.4
	Found-Machinery & Tools	0	0		0.0	0	2	3.4	6.8
	Found-Bicycles	1	12	3.4	40.8	3	15	3.4	51.0
	Found-Others	1	6	3.4	20.4	0	9	3.4	30.6
	Lost Property - Master code	1	5	3.4	17.0	1	6	3.4	20.4
	Lost License Plate	0	2	3.4	6.8	1	3	3.4	10.2
	Lost-Personal Accessories	2	6	3.4	20.4	1	8	3.4	27.2



Calls For Service (CFS) Billing Summary Report

Municipality of South Huron September - 2018

Billing Categories (Billing categories below do not match traditional crime groupings)		2018				2017			
		September	Year to Date	Time Standard	Year To Date Weighted Hours	September	Year to Date	Time Standard	Year To Date Weighted Hours
Operational	Lost-Jewellery	0	1	3.4	3.4	0	0		0.0
	Lost-Others	0	5	3.4	17.0	0	0		0.0
	Sudden Death - Accidental	0	1	3.4	3.4	0	0		0.0
	Sudden Death - Drowning	0	2	3.4	6.8	0	0		0.0
	Sudden Death - Suicide	0	0		0.0	0	2	3.4	6.8
	Sudden Death - Natural Causes	0	7	3.4	23.8	1	5	3.4	17.0
	Sudden Death - Others	1	1	3.4	3.4	0	1	3.4	3.4
	Suspicious Vehicle	2	34	3.4	115.6	2	31	3.4	105.4
	Trouble with Youth	2	16	3.4	54.4	2	10	3.4	34.0
	Medical Assistance - Master code	0	2	3.4	6.8	0	1	3.4	3.4
	Medical Assistance - Other	1	6	3.4	20.4	0	2	3.4	6.8
	Vehicle Recovered - Automobile	1	6	3.4	20.4	0	3	3.4	10.2
	Vehicle Recovered - Trucks	0	2	3.4	6.8	0	1	3.4	3.4
	Vehicle Recovered - Motorcycles	0	1	3.4	3.4	0	0		0.0
	Vehicle Recovered - All Terrain Veh	1	2	3.4	6.8	0	2	3.4	6.8
	Vehicle Recovered - Farm Vehicles	1	1	3.4	3.4	0	1	3.4	3.4
	Vehicle Recovered - Constr. Vehicle	1	1	3.4	3.4	0	0		0.0
	Vehicle Recovered - Other	1	1	3.4	3.4	0	1	3.4	3.4
	Unwanted Persons	3	14	3.4	47.6	1	11	3.4	37.4
	Neighbour Dispute	4	48	3.4	163.2	7	50	3.4	170.0
	Noise By-Law	0	1	3.4	3.4	0	1	3.4	3.4
	Firearms (Discharge) By-Law	0	0		0.0	1	1	3.4	3.4
	Other Municipal By-Laws	0	19	3.4	64.6	1	5	3.4	17.0
	Traffic By-Law	0	2	3.4	6.8	0	3	3.4	10.2
	Assist Fire Department	0	0		0.0	0	4	3.4	13.6
	Assist Public	22	194	3.4	659.6	21	150	3.4	510.0
	Compassionate Message	0	0		0.0	0	2	3.4	6.8
	Family Dispute	1	25	3.4	85.0	9	45	3.4	153.0



Calls For Service (CFS) Billing Summary Report

Municipality of South Huron September - 2018

Billing Categories <i>(Billing categories below do not match traditional crime groupings)</i>		2018				2017			
		September	Year to Date	Time Standard	Year To Date Weighted Hours	September	Year to Date	Time Standard	Year To Date Weighted Hours
Operational	Suspicious Package	0	0		0.0	0	1	3.4	3.4
	Total	94	824	3.4	2,801.6	104	688	3.4	2,339.2
Operational2	False Alarm-Accidental Trip	2	27	1.2	32.4	6	35	1.2	42.0
	False Alarm-Malfunction	0	21	1.2	25.2	1	40	1.2	48.0
	False Holdup Alarm-Malfunction	0	1	1.2	1.2	0	1	1.2	1.2
	False Alarm -Others	0	26	1.2	31.2	4	23	1.2	27.6
	False Alarm - Cancelled	3	35	1.2	42.0	6	27	1.2	32.4
	Keep the Peace	1	14	1.2	16.8	2	13	1.2	15.6
	911 call / 911 hang up	15	144	1.2	172.8	6	89	1.2	106.8
	911 hang up - Pocket Dial	1	20	1.2	24.0	4	19	1.2	22.8
	911 call - Dropped Cell	2	15	1.2	18.0	1	13	1.2	15.6
	Total	24	303	1.2	363.6	30	260	1.2	312.0
Traffic	MVC - Personal Injury (MOTOR VEHICLE COLLISION)	2	7	3.4	23.8	0	4	3.4	13.6
	MVC - Prop. Dam. Non Reportable	3	40	3.4	136.0	3	37	3.4	125.8
	MVC - Prop. Dam. Reportable (MOTOR VEHICLE COLLISION)	2	26	3.4	88.4	3	31	3.4	105.4
	MVC - Prop. Dam. Failed to Remain (MOTOR VEHICLE COLLISION)	0	3	3.4	10.2	4	12	3.4	40.8
	MVC - Fatal (MOTOR VEHICLE COLLISION)	0	1	3.4	3.4	0	0		0.0
	MVC - Others (MOTOR VEHICLE COLLISION)	0	2	3.4	6.8	0	0		0.0
Total		7	79	3.4	268.6	10	84	3.4	285.6
Total		177	1,735		7,637.6	232	1,569		7,253.8

Note to Detachment Commanders:

- The content of each report is to be shared by the Detachment Commander only with the municipality for which it was generated. The municipality may treat this as a public document and distribute it as they wish.
- All data is sourced from the Niche RMS application. Included are 'reported' occurrences (actuals and unfounded occurrences) for 'billable' occurrences ONLY. Data is refreshed on a weekly basis.
- The Traffic category includes motor vehicle collision (MVC) occurrences entered into Niche (UCR code 8521). MVCs are NOT sourced from the eCRS application for this report.



Calls For Service (CFS) Billing Summary Report

Municipality of South Huron September - 2018

- Only the primary violation is counted within an occurrence.
- Time standards displayed are for the 2017 billing period.

Note to Municipalities:

- Data contained within this report is dynamic in nature and numbers will change over time as the Ontario Provincial Police continues to investigate and solve crime.
- This report is NOT to be used for crime trend analysis as not all occurrences are included.
- Data groupings within this report do not match traditional crime groupings seen in other public reports such as the OPP Police Services Board reports or Statistics Canada reporting.