

# SOUTH HURON POLICE SERVICES BOARD REPORT



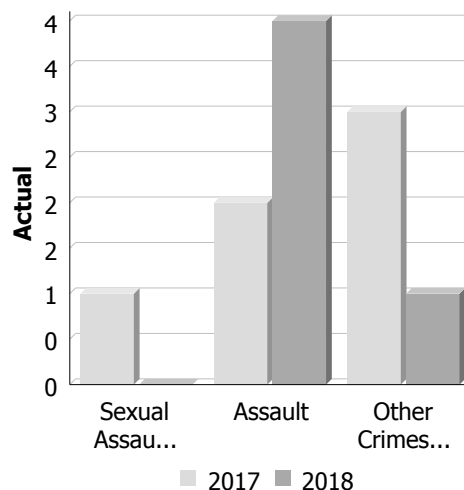
## NOVEMBER 2018

Inspector Jason Younan – Detachment Commander

**Police Services Board Report for South Huron**  
**Records Management System**  
**November - 2018**

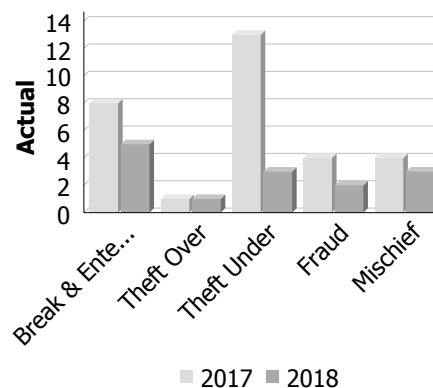
**Violent Crime**

Actual	November			Year to Date - November		
	2017	2018	% Change	2017	2018	% Change
Murder	0	0	--	0	0	--
Other Offences Causing Death	0	0	--	0	0	--
Attempted Murder	0	0	--	0	0	--
Sexual Assault	1	0	-100.0%	9	13	44.4%
Assault	2	4	100.0%	35	37	5.7%
Abduction	0	0	--	0	1	--
Robbery	0	0	--	0	2	--
Other Crimes Against a Person	3	1	-66.7%	9	17	88.9%
<b>Total</b>	<b>6</b>	<b>5</b>	<b>-16.7%</b>	<b>53</b>	<b>70</b>	<b>32.1%</b>



**Property Crime**

Actual	November			Year to Date - November		
	2017	2018	% Change	2017	2018	% Change
Arson	0	0	--	0	0	--
Break & Enter	8	5	-37.5%	55	75	36.4%
Theft Over	1	1	0.0%	28	24	-14.3%
Theft Under	13	3	-76.9%	129	134	3.9%
Have Stolen Goods	0	0	--	6	5	-16.7%
Fraud	4	2	-50.0%	42	35	-16.7%
Mischief	4	3	-25.0%	80	55	-31.2%
<b>Total</b>	<b>30</b>	<b>14</b>	<b>-53.3%</b>	<b>340</b>	<b>328</b>	<b>-3.5%</b>



**Drug Crime**

Actual	November			Year to Date - November		
	2017	2018	% Change	2017	2018	% Change
Possession	0	0	--	9	6	-33.3%
Trafficking	0	0	--	1	1	0.0%
Importation and Production	0	0	--	0	1	--
<b>Total</b>	<b>0</b>	<b>0</b>	<b>--</b>	<b>10</b>	<b>8</b>	<b>-20.0%</b>



**Detachment:** 6G - HURON

**Location code(s):** 6G10 - EXETER

**Area code(s):** 6119 - Municipality of South Huron

**Data source date:**

2018/12/01

**Report Generated by:**

Sinko, David

**Report Generated on:**

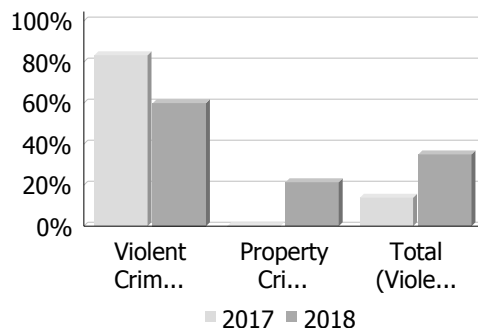
Dec 7, 2018 11:08:51 AM

PP-CSC-Operational Planning-4300

**Police Services Board Report for South Huron**  
**Records Management System**  
**November - 2018**

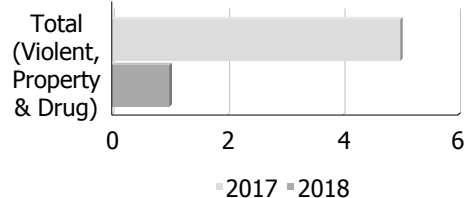
### Clearance Rate

Clearance Rate	November			Year to Date - November		
	2017	2018	Difference	2017	2018	Difference
Violent Crime	83.3%	60.0%	-23.3%	88.7%	91.4%	2.8%
Property Crime	0.0%	21.4%	21.4%	18.8%	10.7%	-8.2%
Drug Crime	--	--	--	90.0%	75.0%	-15.0%
<b>Total (Violent, Property &amp; Drug)</b>	<b>13.9%</b>	<b>35.0%</b>	<b>21.1%</b>	<b>30.3%</b>	<b>27.5%</b>	<b>-2.8%</b>



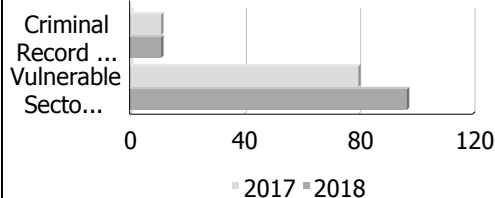
### Unfounded

Unfounded	November			Year to Date - November		
	2017	2018	% Change	2017	2018	% Change
Total (Violent, Property & Drug)	5	1	-80.0%	64	60	-6.2%



### Criminal Record and Vulnerable Sector Screening Checks

Actual	November			Year to Date - November		
	2017	2018	% Change	2017	2018	% Change
Criminal Record Checks	11	11	0.0%	127	180	41.7%
Vulnerable Sector Screening Checks	80	97	21.2%	665	896	34.7%



Data contained within this report is dynamic in nature and numbers will change over time as the Ontario Provincial Police continue to investigate and solve crime.

#### Data Utilized

- Major Crimes
- Niche RMS All Offence Level Business Intelligence Cube

**Detachment:** 6G - HURON

**Location code(s):** 6G10 - EXETER

**Area code(s):** 6119 - Municipality of South Huron

**Data source date:**

2018/12/01

**Report Generated by:**

Sinko, David

**Report Generated on:**

Dec 7, 2018 11:08:51 AM

PP-CSC-Operational Planning-4300

## **SOUTH HURON PSB REPORT – TRAFFIC STATISTICS**

Offence	November 2017	November 2018	% Change
Traffic Hazard	10	6	-40
Traffic Enforcement	7	1	-85.71
Traffic Complaint	30	12	-60
RIDE	11	5	-54.55
Other CC Drive	0	0	0
MVC Reportable	15	2	-86.67
MVC Non-Report.	3	5	66.67
Impaired/Over 80	0	1	100
Fail To Remain	0	0	0
Dangerous Operation	0	0	0
Total UCR Violations	57	28	-50.88

## **SOUTH HURON PSB REPORT – MEDIA RELEASES**

November 26, 2018

### **HURON OPP REMINDS DRIVERS TO KEEP IT SOBER & SAFE**

#### **OPP Festive RIDE Campaign Now Underway**

(HURON COUNTY, ON) - Huron County Ontario Provincial Police (OPP) officers are reminding drivers to keep it sober and safe as we head into the holiday season. Whether you have indulged in alcohol or some other intoxicating drug Huron County OPP officers will be on the lookout for drivers driving under the influence.

The annual Festive RIDE (Reduce Impaired Driving Everywhere) Campaign kicked off on Friday, November 23, 2018 and it will continue until January 2, 2019. Although we have come to expect RIDE checkpoints throughout the calendar year drivers can expect to see increased visibility and additional RIDE checkpoints during the next five weeks. Our Detachment goal is to keep impaired drivers off our roadways in an effort to reduce senseless injuries and deaths attributed to impaired driving.

Last year, Huron OPP officers conducted 242 RIDE checks during the campaign with five drivers being charged with Impaired Driving/Over 80 offences. Unfortunately it didn't take long for Huron OPP to arrest and charge its first impaired driver for the 2018 campaign. A 24-year-old male was charged with Over 80 following a single motor vehicle collision that took place last night in Ashfield-Colborne-Wawanosh.

The Ontario Provincial Police (OPP) is reminding drivers that they are as prepared to deal with drug-impaired drivers over the holidays as those who are alcohol-impaired. Whether it be the driver that is impaired by drugs or the driver that is impaired by alcohol, impaired driving is impaired driving and we have the tools to detect it.

So far this year, alcohol and/or drugs were a factor in the deaths of 39 people on OPP-patrolled roads.

From January 1 to mid-October 2018, the OPP laid more than 6,700 impaired driving charges across the province, 283 of which were impaired by drugs.

"Drivers who consume cannabis and think they can avoid detection by the OPP need to think again. The OPP has a strong set of tools and skills that enable them to take drug and alcohol-impaired drivers off our roads. Whether a person is driving under the influence of drugs or alcohol, impaired is impaired. Both forms are dangerous, serious criminal offences and they carry similar penalties."

- Interim Deputy Commissioner Rose DiMarco, Provincial Commander of Traffic Safety and Operational Support

"Make no mistake - just because recreational cannabis has been legalized doesn't mean you can drive while under the influence. Driving impaired - whether from drugs or alcohol - remains a serious criminal offence. I want to assure the public that police officers across the province have received the training they need to identify drug-impaired drivers and will continue to keep roads and highways safe."

- Sylvia Jones, Minister of Community Safety and Correctional Services

## DID YOU KNOW?

The OPP's Standardized Field Sobriety Test-trained officers and Drug Recognition Experts have been in place for years and continue to prove effective in identifying drug-impaired drivers.

Novice, young (under 22) and commercial vehicle drivers cannot have any alcohol or drugs in their system while driving.

When transporting cannabis in a vehicle, it must be in its original package that has not been opened, or it can be packaged in baggage that is fastened closed or is not otherwise readily available to any person in the vehicle.

If you suspect that a person is driving or about to drive impaired by alcohol or drugs, you should call 9-1-1 to report them to police. Your call to police could save a life.

29-Nov-2018

### **MISCHIEF CHARGE LAID**

(SOUTH HURON, ON) - A 41-year-old Exeter man is facing two criminal charges after he was arrested by police early yesterday morning.

On November 28, 2018 shortly before 1:45 a.m. Huron County Ontario Provincial Police (OPP) officers received information from a witness that had observed a suspicious male at an automotive dealership located on Main Street North in Exeter.

The witness was able to provide officers a detailed description of the male and within a few minutes officers located the male suspect nearby on Main Street. Police spoke with the male and as a result of further investigation officers determined the male had caused damage to a passenger side mirror on one of the pickup trucks in the dealership lot.

The male was placed under arrest and was taken into custody without incident. Samuel HANNA, 41 years of age from Exeter has been charged with Mischief and Fail to Comply with a Probation Order. He was later released from custody with a court appearance scheduled for December 20, 2018 at the Ontario Court of Justice - Goderich.

29-Nov-2018

### **LOCK IT OR LOSE IT CAMPAIGN 2018 KICKS OFF**

Remove the Opportunity, Remove Those Valuables & Lock the Door

(HURON COUNTY, ON) - This week saw the annual kick off to the Ontario Association of Chiefs of Police's (OACP) "Lock it or Lose it" campaign. While the "Lock it or Lose it" message is certainly applicable all-year round, the holiday season marks a time in the year when the message should be heard loud and clear and practiced by all.

With the holiday shopping season now upon us, rest assured criminals will also be out this time of year looking for easy targets.

There are a number of ways to ensure that your purchases make it to the right person and do not end up stolen. Huron County Ontario Provincial Police (OPP) is encouraging citizens to "Lock It or Lose It". The "Lock It or Lose It" campaign is a crime prevention initiative that encourages drivers and passengers to take precautions to protect their vehicle and their vehicle contents from theft.

You can help protect your property and prevent theft by following these proven crime prevention tips:

- Always roll up your vehicle's windows, lock the doors and pocket the key.
- If you have a garage, use it and lock the door as well as your vehicle.
- Always park your vehicle in a well-lit area.
- Never leave valuable objects or packages in full view. Put them in the trunk.
- Never leave your vehicle unattended while it is running.

Crime prevention is everyone's responsibility so please do your part in making this year's holiday season a safe and memorable experience.

November 30, 2018

## **TOGETHER WE CAN DO IT!**

### **Annual OPP "Stuff a Cruiser" Events Taking Place in December**

(HURON COUNTY, ON) - 'Tis the season of joy and goodwill or at least it should be. However, for many in our communities, particularly those in need, the holiday season can become a stressful and very difficult time.

The Huron County Ontario Provincial Police (OPP) Auxiliary Unit & Huron OPP Youth Advisory Council recognize people are struggling to make ends meet at this time of the year so once again they are asking for your support with their highly successful annual "Stuff a Cruiser" food and toy drives.

"Our Huron OPP Auxiliary Unit is very proud to help support our communities with our annual "Stuff a Cruiser" food and toy drives. Year after year, the kindness and generosity demonstrated at our "Stuff a Cruiser" events is absolutely astounding. We all know the need is great in our communities, however the desire to give and help out is much greater, together we can all make a positive difference".

- Huron OPP Auxiliary Acting Staff Sergeant - Chris PATTERSON

Those wishing to make a donation may bring a new, unwrapped toy or unopened food item to any of the following OPP "Stuff a Cruiser" events.

- Zehr's Goderich on Saturday, December 1 between 10:00 a.m. - 2:00 p.m.
- Red Apple in Wingham on Saturday, December 8 between 9:00 a.m. - 2:00 p.m.
- Hansen's Independent Exeter on Sunday, December 16, 2:00 p.m. - 4:00 p.m.

All toys and foods collected will go to local families in need. The donations will be distributed through the Huron County Food Bank and the Salvation Army.

Huron County OPP is a very proud and strong supporter of this event. We look forward to seeing you at one of our upcoming events.



## Calls For Service (CFS) Billing Summary Report

### Municipality of South Huron November - 2018

Billing Categories (Billing categories below do not match traditional crime groupings)		2018				2017			
		November	Year to Date	Time Standard	Year To Date Weighted Hours	November	Year to Date	Time Standard	Year To Date Weighted Hours
Violent Criminal Code	Sexual Assault	0	15	15.1	226.5	1	11	15.1	166.1
	Sexual Interference	0	4	15.1	60.4	0	1	15.1	15.1
	Invitation to Sexual Touching	0	1	15.1	15.1	0	0		0.0
	Assault With Weapon or Causing Bodily Harm-Level 2	1	5	15.1	75.5	0	11	15.1	166.1
	Assault-Level 1	3	40	15.1	604.0	2	31	15.1	468.1
	Forcible confinement	0	1	15.1	15.1	0	0		0.0
	Robbery -Master code	0	1	15.1	15.1	0	0		0.0
	Robbery - Other	0	1	15.1	15.1	0	0		0.0
	Extortion	0	0		0.0	1	1	15.1	15.1
	Criminal Harassment	2	8	15.1	120.8	1	17	15.1	256.7
	Criminal Harassment - Offender Unknown	0	1	15.1	15.1	0	0		0.0
	Indecent/Harassing Communications	0	3	15.1	45.3	0	1	15.1	15.1
	Utter Threats to Person	0	23	15.1	347.3	3	20	15.1	302.0
	Utter Threats to Person -Government Employee (non-police)	0	0		0.0	1	1	15.1	15.1
	<b>Total</b>	<b>6</b>	<b>103</b>	<b>15.1</b>	<b>1,555.3</b>	<b>9</b>	<b>94</b>	<b>15.1</b>	<b>1,419.4</b>
Property Crime Violations	Break & Enter	4	77	7.6	585.2	8	55	7.6	418.0
	Unlawful in a dwelling house	1	2	7.6	15.2	0	1	7.6	7.6
	Break & Enter - Firearms	0	0		0.0	0	3	7.6	22.8
	Theft Over - Farm Equipment	0	0		0.0	0	1	7.6	7.6
	Theft Over - Construction Site	0	0		0.0	0	1	7.6	7.6
	Theft Over - Building	0	1	7.6	7.6	0	0		0.0
	Theft Over - Trailers	0	0		0.0	0	1	7.6	7.6
	Theft Over - Other Theft	0	0		0.0	0	4	7.6	30.4
	Theft of - Mail	0	1	7.6	7.6	0	2	7.6	15.2
	Theft of Motor Vehicle	0	9	7.6	68.4	1	2	7.6	15.2
	Theft of - Automobile	0	7	7.6	53.2	0	5	7.6	38.0
	Theft of - Trucks	1	2	7.6	15.2	0	6	7.6	45.6
	Theft of - Motorcycles	0	0		0.0	0	3	7.6	22.8
	Theft of - All Terrain Vehicles	0	3	7.6	22.8	0	3	7.6	22.8



## Calls For Service (CFS) Billing Summary Report

### Municipality of South Huron November - 2018

Billing Categories (Billing categories below do not match traditional crime groupings)		2018				2017			
		November	Year to Date	Time Standard	Year To Date Weighted Hours	November	Year to Date	Time Standard	Year To Date Weighted Hours
Property Crime Violations	Theft of - Farm Vehicles	0	0		0.0	0	1	7.6	7.6
	Theft of - Construction Vehicles	0	2	7.6	15.2	0	1	7.6	7.6
	Theft Under -master code	0	9	7.6	68.4	1	5	7.6	38.0
	Theft under - Farm Equipment	0	1	7.6	7.6	0	1	7.6	7.6
	Theft Under - Construction Site	0	0		0.0	0	1	7.6	7.6
	Theft under - Bicycles	0	14	7.6	106.4	1	12	7.6	91.2
	Theft under - Building	0	2	7.6	15.2	0	4	7.6	30.4
	Theft under - Persons	0	3	7.6	22.8	0	1	7.6	7.6
	Theft under - Trailers	0	2	7.6	15.2	0	0		0.0
	Theft under - Other Theft	3	37	7.6	281.2	1	30	7.6	228.0
	Theft Under - Gasoline Drive-off	0	9	7.6	68.4	1	7	7.6	53.2
	Theft FROM Motor Vehicle Under \$5,000	0	58	7.6	440.8	9	59	7.6	448.4
	Theft Under \$5,000 [SHOPLIFTING]	0	6	7.6	45.6	0	12	7.6	91.2
	Possession of Stolen Goods over \$5,000	0	2	7.6	15.2	0	2	7.6	15.2
	Possession of Stolen Goods under \$5,000	0	3	7.6	22.8	0	4	7.6	30.4
	Fraud -Master code	0	1	7.6	7.6	0	2	7.6	15.2
	Fraud - Steal/Forge/Poss./ Use Credit Card	0	2	7.6	15.2	0	2	7.6	15.2
	Fraud - False Pretence <= \$5,000	0	1	7.6	7.6	0	1	7.6	7.6
	Fraud - Forgery & Uttering	0	0		0.0	1	5	7.6	38.0
	Fraud -Money/ property/security > \$5,000	0	4	7.6	30.4	0	7	7.6	53.2
	Fraud -Money/ property/security <= \$5,000	2	22	7.6	167.2	1	12	7.6	91.2
	Fraud - Other	0	8	7.6	60.8	2	17	7.6	129.2
	Personation with Intent (fraud)	0	2	7.6	15.2	0	1	7.6	7.6
	Fraud - False Pretence > \$5,000	0	1	7.6	7.6	0	0		0.0
	Identity Fraud	0	1	7.6	7.6	0	1	7.6	7.6



# Calls For Service (CFS) Billing Summary Report

## Municipality of South Huron November - 2018

Billing Categories (Billing categories below do not match traditional crime groupings)		2018				2017			
		November	Year to Date	Time Standard	Year To Date Weighted Hours	November	Year to Date	Time Standard	Year To Date Weighted Hours
Property Crime Violations	Mischief - master code	3	55	7.6	418.0	5	79	7.6	600.4
	Mischief [Graffiti - Non Gang Related]	0	1	7.6	7.6	0	2	7.6	15.2
	Interfere with lawful use, enjoyment of property	0	1	7.6	7.6	0	2	7.6	15.2
	Property Damage	1	3	7.6	22.8	0	2	7.6	15.2
	<b>Total</b>	<b>15</b>	<b>352</b>	<b>7.6</b>	<b>2,675.2</b>	<b>31</b>	<b>360</b>	<b>7.6</b>	<b>2,736.0</b>
Other Criminal Code Violations (Excluding traffic)	Offensive Weapons-Explosives	0	1	7.6	7.6	0	0		0.0
	Offensive Weapons-Possession of Weapons	0	0		0.0	0	1	7.6	7.6
	Offensive Weapons-Prohibited	0	0		0.0	0	1	7.6	7.6
	Offensive Weapons-Other Offensive Weapons	0	0		0.0	0	1	7.6	7.6
	Offensive Weapons-Other Weapons Offences	0	2	7.6	15.2	0	0		0.0
	Bail Violations - Fail To Comply	2	15	7.6	114.0	0	13	7.6	98.8
	Bail Violations - Fail To Appear	0	3	7.6	22.8	0	0		0.0
	Bail Violations - Appearance Notice	0	0		0.0	0	4	7.6	30.4
	Bail Violations - Others	0	2	7.6	15.2	0	0		0.0
	Bail Violations - Disobey Summons	0	0		0.0	0	1	7.6	7.6
	Bail Violations - Recognizance	0	1	7.6	7.6	0	1	7.6	7.6
	Possession Of Counterfeit Money	0	0		0.0	0	1	7.6	7.6
	Uttering Counterfeit Money	0	0		0.0	0	2	7.6	15.2
	Counterfeit Money - Others	0	2	7.6	15.2	0	5	7.6	38.0
	Disturb the Peace	1	8	7.6	60.8	1	6	7.6	45.6
	Indecent acts -Master code	0	0		0.0	0	1	7.6	7.6
	Indecent acts - exposure to person under 14	0	0		0.0	0	1	7.6	7.6
	Child Pornography - Master code	0	0		0.0	0	1	7.6	7.6



## Calls For Service (CFS) Billing Summary Report

### Municipality of South Huron November - 2018

Billing Categories <i>(Billing categories below do not match traditional crime groupings)</i>		2018				2017			
		November	Year to Date	Time Standard	Year To Date Weighted Hours	November	Year to Date	Time Standard	Year To Date Weighted Hours
Other Criminal Code Violations (Excluding traffic)	Child Pornography - Making or distributing	0	1	7.6	7.6	0	2	7.6	15.2
	Public Morals	0	0		0.0	0	2	7.6	15.2
	Obstruct Public Peace Officer	0	1	7.6	7.6	0	1	7.6	7.6
	Trespass at Night	0	0		0.0	1	5	7.6	38.0
	Fail to Attend Court	1	6	7.6	45.6	2	3	7.6	22.8
	Breach of Probation	2	14	7.6	106.4	3	25	7.6	190.0
	Offensive Weapons- Careless use of firearms	0	1	7.6	7.6	0	1	7.6	7.6
	Public mischief - mislead peace officer	1	1	7.6	7.6	0	1	7.6	7.6
	Common nuisance	0	0		0.0	0	1	7.6	7.6
	Libel - Defamatory	0	0		0.0	0	1	7.6	7.6
	<b>Total</b>	<b>7</b>	<b>58</b>	<b>7.6</b>	<b>440.8</b>	<b>7</b>	<b>81</b>	<b>7.6</b>	<b>615.6</b>
Drug Possession	Possession Other Controlled Drugs and Substance Act	0	1	6.2	6.2	0	5	6.2	31.0
	Possession Cannabis	0	3	6.2	18.6	0	3	6.2	18.6
	Possession - Methamphetamine (Crystal Meth)	0	3	6.2	18.6	0	2	6.2	12.4
	Possession û Opioid (other than heroin)	0	1	6.2	6.2	0	0		0.0
	Drug related occurrence	0	12	6.2	74.4	0	3	6.2	18.6
	<b>Total</b>	<b>0</b>	<b>20</b>	<b>6.2</b>	<b>124.0</b>	<b>0</b>	<b>13</b>	<b>6.2</b>	<b>80.6</b>
Drugs	Trafficking Other Controlled Drugs and Substance Act	0	1	33.9	33.9	0	0		0.0
	Trafficking - Methamphetamine (Crystal Meth)	0	0		0.0	0	1	33.9	33.9
	Trafficking û Opioid (other than heroin)	0	1	33.9	33.9	0	0		0.0
	Production Cannabis (Marihuana) (Cultivation)	0	1	33.9	33.9	0	0		0.0
	<b>Total</b>	<b>0</b>	<b>3</b>	<b>33.9</b>	<b>101.7</b>	<b>0</b>	<b>1</b>	<b>33.9</b>	<b>33.9</b>
Statutes & Acts	Landlord/Tenant	0	14	3.1	43.4	4	16	3.1	49.6
	Mental Health Act	4	56	3.1	173.6	4	25	3.1	77.5
	Mental Health Act - No contact with Police	0	14	3.1	43.4	0	5	3.1	15.5
	Mental Health Act - Attempt Suicide	0	12	3.1	37.2	1	10	3.1	31.0



## Calls For Service (CFS) Billing Summary Report

### Municipality of South Huron November - 2018

Billing Categories (Billing categories below do not match traditional crime groupings)		2018				2017			
		November	Year to Date	Time Standard	Year To Date Weighted Hours	November	Year to Date	Time Standard	Year To Date Weighted Hours
Statutes & Acts	Mental Health Act û Threat of Suicide	1	20	3.1	62.0	1	12	3.1	37.2
	Mental Health Act - Voluntary Transport	0	6	3.1	18.6	0	5	3.1	15.5
	Mental Health Act - Placed on Form	1	8	3.1	24.8	1	8	3.1	24.8
	Custody Dispute	0	0		0.0	0	1	3.1	3.1
	Trespass To Property Act	1	23	3.1	71.3	2	20	3.1	62.0
	<b>Total</b>	<b>7</b>	<b>153</b>	<b>3.1</b>	<b>474.3</b>	<b>13</b>	<b>102</b>	<b>3.1</b>	<b>316.2</b>
Operational	Animal -Master code	0	1	3.4	3.4	0	2	3.4	6.8
	Animal - Bear Complaint	0	2	3.4	6.8	0	0		0.0
	Animal - Left in Vehicle	0	6	3.4	20.4	0	3	3.4	10.2
	Animal Rabid	0	13	3.4	44.2	0	1	3.4	3.4
	Animal Bite	0	0		0.0	0	3	3.4	10.2
	Animal Stray	0	5	3.4	17.0	0	4	3.4	13.6
	Animal Injured	0	5	3.4	17.0	0	5	3.4	17.0
	Animal - Other	1	34	3.4	115.6	2	15	3.4	51.0
	Animal - Dog Owners Liability Act	0	3	3.4	10.2	0	0		0.0
	Alarm -Master code	1	5	3.4	17.0	0	3	3.4	10.2
	Alarm -Others	0	12	3.4	40.8	2	11	3.4	37.4
	Domestic Disturbance	2	93	3.4	316.2	3	56	3.4	190.4
	Suspicious Person	4	105	3.4	357.0	11	137	3.4	465.8
	Phone -Master code	0	1	3.4	3.4	0	1	3.4	3.4
	Phone -Nuisance - No Charges Laid	0	6	3.4	20.4	1	6	3.4	20.4
	Phone -Threatening - No Charges Laid	0	0		0.0	0	1	3.4	3.4
	Phone -Other - No Charges Laid	0	3	3.4	10.2	0	3	3.4	10.2
	Text-related Incident (Texting)	0	0		0.0	0	1	3.4	3.4
	False Fire Alarm - Building	0	0		0.0	0	1	3.4	3.4
	Fire - Building	0	7	3.4	23.8	0	2	3.4	6.8
	Fire - Vehicle	0	1	3.4	3.4	0	6	3.4	20.4
	Fire - Other	0	5	3.4	17.0	0	3	3.4	10.2
	Insecure Condition - Master code	0	0		0.0	0	1	3.4	3.4
	Insecure Condition - Building	0	3	3.4	10.2	0	4	3.4	13.6



## Calls For Service (CFS) Billing Summary Report

### Municipality of South Huron November - 2018

Billing Categories (Billing categories below do not match traditional crime groupings)		2018				2017			
		November	Year to Date	Time Standard	Year To Date Weighted Hours	November	Year to Date	Time Standard	Year To Date Weighted Hours
Operational	Missing Person under 12	0	2	3.4	6.8	1	2	3.4	6.8
	Missing Person 12 & older	0	5	3.4	17.0	0	7	3.4	23.8
	Missing Person Located Under 12	0	3	3.4	10.2	0	1	3.4	3.4
	Missing Person Located 12 & older	0	9	3.4	30.6	0	1	3.4	3.4
	Noise Complaint - Master code	0	5	3.4	17.0	1	1	3.4	3.4
	Noise Complaint - Vehicle	0	21	3.4	71.4	0	2	3.4	6.8
	Noise Complaint - Residence	1	63	3.4	214.2	1	31	3.4	105.4
	Noise Complaint - Business	0	2	3.4	6.8	0	0		0.0
	Noise Complaint - Animal	0	1	3.4	3.4	0	3	3.4	10.2
	Noise Complaint - Others	0	10	3.4	34.0	0	7	3.4	23.8
	Accident - non-MVC - Industrial	1	2	3.4	6.8	0	1	3.4	3.4
	Accident - non-MVC - Commercial	0	0		0.0	0	1	3.4	3.4
	Accident - non-MVC - Residential	0	1	3.4	3.4	0	0		0.0
	Accident -non MVC - Others	0	1	3.4	3.4	0	0		0.0
	Found Property - Master code	0	15	3.4	51.0	0	14	3.4	47.6
	Found - License Plate	0	1	3.4	3.4	0	1	3.4	3.4
	Found - Vehicle Accessories	0	2	3.4	6.8	0	0		0.0
	Found-Personal Accessories	0	13	3.4	44.2	2	20	3.4	68.0
	Found-Household Property	0	3	3.4	10.2	0	2	3.4	6.8
	Found-Office Machines & Equipment	0	0		0.0	1	1	3.4	3.4
	Found-Radio,TV,Sound-Reprod. Equip.	0	3	3.4	10.2	0	0		0.0
	Found-Sporting Goods, Hobby Equip.	0	0		0.0	0	1	3.4	3.4
	Found-Machinery & Tools	1	3	3.4	10.2	0	2	3.4	6.8
	Found-Bicycles	1	13	3.4	44.2	1	19	3.4	64.6



## Calls For Service (CFS) Billing Summary Report

### Municipality of South Huron November - 2018

Billing Categories (Billing categories below do not match traditional crime groupings)		2018				2017			
		November	Year to Date	Time Standard	Year To Date Weighted Hours	November	Year to Date	Time Standard	Year To Date Weighted Hours
Operational	Found-Others	0	9	3.4	30.6	1	11	3.4	37.4
	Lost Property -Master code	0	5	3.4	17.0	0	6	3.4	20.4
	Lost License Plate	0	2	3.4	6.8	0	3	3.4	10.2
	Lost - Vehicle Accessories	0	0		0.0	1	1	3.4	3.4
	Lost-Personal Accessories	0	6	3.4	20.4	0	8	3.4	27.2
	Lost-Jewellery	0	1	3.4	3.4	0	0		0.0
	Lost-Others	0	5	3.4	17.0	0	0		0.0
	Sudden Death - Accidental	0	1	3.4	3.4	0	0		0.0
	Sudden Death - Drowning	0	2	3.4	6.8	0	0		0.0
	Sudden Death - Suicide	0	0		0.0	0	2	3.4	6.8
	Sudden Death - Natural Causes	0	8	3.4	27.2	1	10	3.4	34.0
	Sudden Death - Others	0	1	3.4	3.4	0	1	3.4	3.4
	Suspicious Vehicle	1	40	3.4	136.0	7	41	3.4	139.4
	Trouble with Youth	0	22	3.4	74.8	2	14	3.4	47.6
	Medical Assistance - Master code	0	2	3.4	6.8	0	1	3.4	3.4
	Medical Assistance - Other	0	11	3.4	37.4	0	3	3.4	10.2
	Vehicle Recovered - Automobile	0	7	3.4	23.8	0	3	3.4	10.2
	Vehicle Recovered - Trucks	0	2	3.4	6.8	0	1	3.4	3.4
	Vehicle Recovered - Motorcycles	0	1	3.4	3.4	0	0		0.0
	Vehicle Recovered - All Terrain Veh	0	2	3.4	6.8	0	2	3.4	6.8
	Vehicle Recovered - Farm Vehicles	0	2	3.4	6.8	0	1	3.4	3.4
	Vehicle Recovered - Constr. Vehicle	0	1	3.4	3.4	0	0		0.0
	Vehicle Recovered - Other	0	1	3.4	3.4	0	1	3.4	3.4
	Unwanted Persons	0	17	3.4	57.8	1	13	3.4	44.2
	Neighbour Dispute	4	57	3.4	193.8	0	53	3.4	180.2
	Noise By-Law	0	1	3.4	3.4	0	1	3.4	3.4
	Firearms (Discharge) By-Law	1	1	3.4	3.4	0	1	3.4	3.4



# Calls For Service (CFS) Billing Summary Report

## Municipality of South Huron November - 2018

Billing Categories (Billing categories below do not match traditional crime groupings)		2018				2017			
		November	Year to Date	Time Standard	Year To Date Weighted Hours	November	Year to Date	Time Standard	Year To Date Weighted Hours
Operational	Other Municipal By-Laws	0	19	3.4	64.6	1	7	3.4	23.8
	Traffic By-Law	0	2	3.4	6.8	0	3	3.4	10.2
	Salvage Shop By-Law	0	1	3.4	3.4	0	0		0.0
	Assist Fire Department	0	0		0.0	1	5	3.4	17.0
	Assist Public	7	242	3.4	822.8	22	196	3.4	666.4
	Compassionate Message	0	0		0.0	0	2	3.4	6.8
	Family Dispute	9	40	3.4	136.0	3	54	3.4	183.6
	Suspicious Package	0	0		0.0	0	1	3.4	3.4
	<b>Total</b>	<b>34</b>	<b>999</b>	<b>3.4</b>	<b>3,396.6</b>	<b>66</b>	<b>831</b>	<b>3.4</b>	<b>2,825.4</b>
Operational2	False Alarm-Accidental Trip	3	32	1.2	38.4	5	43	1.2	51.6
	False Alarm-Malfunction	1	30	1.2	36.0	7	51	1.2	61.2
	False Holdup Alarm-Malfunction	1	2	1.2	2.4	0	1	1.2	1.2
	False Alarm -Others	0	33	1.2	39.6	2	31	1.2	37.2
	False Alarm - Cancelled	2	43	1.2	51.6	2	34	1.2	40.8
	Keep the Peace	2	22	1.2	26.4	1	16	1.2	19.2
	911 call / 911 hang up	5	182	1.2	218.4	18	119	1.2	142.8
	911 hang up - Pocket Dial	0	26	1.2	31.2	2	26	1.2	31.2
	911 call - Dropped Cell	0	19	1.2	22.8	0	16	1.2	19.2
	<b>Total</b>	<b>14</b>	<b>389</b>	<b>1.2</b>	<b>466.8</b>	<b>37</b>	<b>337</b>	<b>1.2</b>	<b>404.4</b>
Traffic	MVC - Personal Injury (MOTOR VEHICLE COLLISION)	1	9	3.4	30.6	0	5	3.4	17.0
	MVC - Prop. Dam. Non Reportable	4	47	3.4	159.8	2	41	3.4	139.4
	MVC - Prop. Dam. Reportable (MOTOR VEHICLE COLLISION)	1	32	3.4	108.8	8	41	3.4	139.4
	MVC - Prop. Dam. Failed to Remain (MOTOR VEHICLE COLLISION)	0	6	3.4	20.4	0	12	3.4	40.8
	MVC - Fatal (MOTOR VEHICLE COLLISION)	0	1	3.4	3.4	0	0		0.0
	MVC - Others (MOTOR VEHICLE COLLISION)	0	2	3.4	6.8	1	1	3.4	3.4
	<b>Total</b>	<b>6</b>	<b>97</b>	<b>3.4</b>	<b>329.8</b>	<b>11</b>	<b>100</b>	<b>3.4</b>	<b>340.0</b>



## Calls For Service (CFS) Billing Summary Report

### Municipality of South Huron November - 2018

Billing Categories (Billing categories below do not match traditional crime groupings)	2018				2017			
	November	Year to Date	Time Standard	Year To Date Weighted Hours	November	Year to Date	Time Standard	Year To Date Weighted Hours
Total	89	2,174		9,564.5	174	1,919		8,771.5

#### **Note to Detachment Commanders:**

- The content of each report is to be shared by the Detachment Commander only with the municipality for which it was generated. The municipality may treat this as a public document and distribute it as they wish.
- All data is sourced from the Niche RMS application. Included are 'reported' occurrences (actuals and unfounded occurrences) for 'billable' occurrences ONLY. Data is refreshed on a weekly basis.
- The Traffic category includes motor vehicle collision (MVC) occurrences entered into Niche (UCR code 8521). MVCs are NOT sourced from the eCRS application for this report.
- Only the primary violation is counted within an occurrence.
- Time standards displayed are for the 2017 billing period.

#### **Note to Municipalities:**

- Data contained within this report is dynamic in nature and numbers will change over time as the Ontario Provincial Police continues to investigate and solve crime.
- This report is NOT to be used for crime trend analysis as not all occurrences are included.
- Data groupings within this report do not match traditional crime groupings seen in other public reports such as the OPP Police Services Board reports or Statistics Canada reporting.