

SOUTH HURON POLICE SERVICES BOARD REPORT



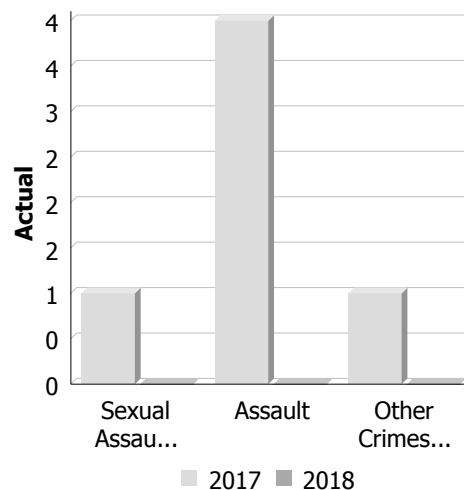
DECEMBER 2018

Inspector Jason Younan – Detachment Commander

Police Services Board Report for South Huron
Records Management System
December - 2018

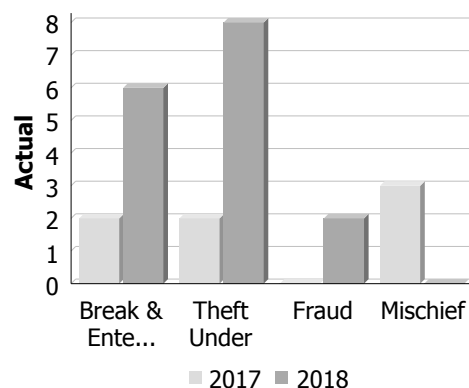
Violent Crime

Actual	December			Year to Date - December		
	2017	2018	% Change	2017	2018	% Change
Murder	0	0	--	0	0	--
Other Offences Causing Death	0	0	--	0	0	--
Attempted Murder	0	0	--	0	0	--
Sexual Assault	1	0	-100.0%	10	13	30.0%
Assault	4	0	-100.0%	39	37	-5.1%
Abduction	0	0	--	0	1	--
Robbery	0	0	--	0	2	--
Other Crimes Against a Person	1	0	-100.0%	10	19	90.0%
Total	6	0	-100.0%	59	72	22.0%



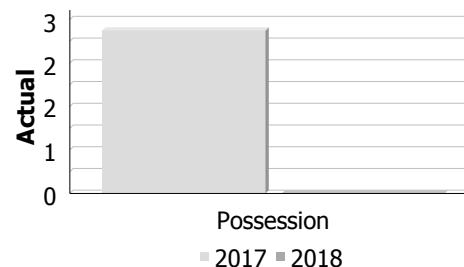
Property Crime

Actual	December			Year to Date - December		
	2017	2018	% Change	2017	2018	% Change
Arson	0	0	--	0	0	--
Break & Enter	2	6	200.0%	57	81	42.1%
Theft Over	0	0	--	28	26	-7.1%
Theft Under	2	8	300.0%	131	146	11.5%
Have Stolen Goods	0	0	--	6	5	-16.7%
Fraud	0	2	--	42	37	-11.9%
Mischief	3	0	-100.0%	83	55	-33.7%
Total	7	16	128.6%	347	350	0.9%



Drug Crime

Actual	December			Year to Date - December		
	2017	2018	% Change	2017	2018	% Change
Possession	3	0	-100.0%	12	6	-50.0%
Trafficking	0	0	--	1	1	0.0%
Importation and Production	0	0	--	0	1	--
Total	3	0	-100.0%	13	8	-38.5%



Detachment: 6G - HURON

Location code(s): 6G10 - EXETER

Area code(s): 6119 - Municipality of South Huron

Data source date:

2019/01/05

Report Generated by:

Sinko, David

Report Generated on:

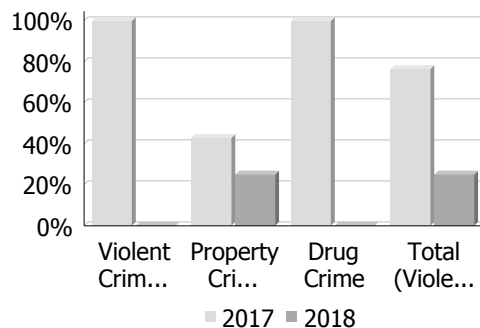
Jan 7, 2019 11:16:43 AM

PP-CSC-Operational Planning-4300

Police Services Board Report for South Huron
Records Management System
December - 2018

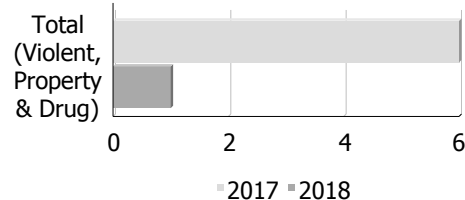
Clearance Rate

Clearance Rate	December			Year to Date - December		
	2017	2018	Difference	2017	2018	Difference
Violent Crime	100.0%	--	--	89.8%	88.9%	-0.9%
Property Crime	42.9%	25.0%	-17.9%	19.3%	11.1%	-8.2%
Drug Crime	100.0%	--	--	92.3%	75.0%	-17.3%
Total (Violent, Property & Drug)	76.5%	25.0%	-51.5%	32.2%	26.9%	-5.3%



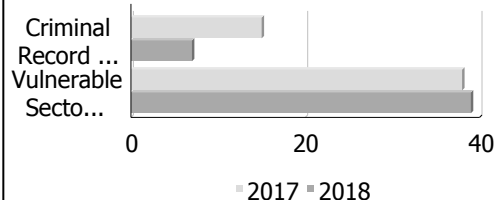
Unfounded

Unfounded	December			Year to Date - December		
	2017	2018	% Change	2017	2018	% Change
Total (Violent, Property & Drug)	6	1	-83.3%	70	64	-8.6%



Criminal Record and Vulnerable Sector Screening Checks

Actual	December			Year to Date - December		
	2017	2018	% Change	2017	2018	% Change
Criminal Record Checks	15	7	-53.3%	142	187	31.7%
Vulnerable Sector Screening Checks	38	39	2.6%	703	935	33.0%



Data contained within this report is dynamic in nature and numbers will change over time as the Ontario Provincial Police continue to investigate and solve crime.

Data Utilized

- Major Crimes
- Niche RMS All Offence Level Business Intelligence Cube

Detachment: 6G - HURON

Location code(s): 6G10 - EXETER

Area code(s): 6119 - Municipality of South Huron

Data source date:

2019/01/05

Report Generated by:

Sinko, David

Report Generated on:

Jan 7, 2019 11:16:43 AM

PP-CSC-Operational Planning-4300

SOUTH HURON PSB REPORT – TRAFFIC STATISTICS

Offence	December 2017	December 2018	% Change
Traffic Hazard	8	12	50
Traffic Enforcement	6	6	0
Traffic Complaint	21	24	14.29
RIDE	38	24	-36.84
Other CC Drive	0	0	0
MVC Reportable	12	7	-41.67
MVC Non-Report.	9	4	-55.56
Impaired/Over 80	1	0	-100
Fail To Remain	0	0	0
Dangerous Operation	1	1	0
Total UCR Violations	81	60	-25.93

SOUTH HURON PSB REPORT – MEDIA RELEASES

December 11, 2018

COPPER WIRE THIEVES ARRESTED

(SOUTH HURON, ON) - A trio of copper wire thieves is facing criminal charges following arrests made this past weekend by Huron County Ontario Provincial Police (OPP).

At approximately 2:18 a.m. on Sunday, December 9, 2018 Huron County OPP officers were dispatched to attend a Hydro One substation located on Richmond Street south of Centralia after receiving an alarm notification.

Upon arrival officers found a suspect vehicle on scene, a hole cut into the compound fence and a pile of copper wire lying outside the compound. A quick thinking officer followed the fresh tracks in the snow and by doing so he was able to track down one of the suspects that had fled the scene. OPP West Region Emergency Response Team (ERT) & Canine also responded to the scene to assist with the search for additional suspects. As a result of a successful canine track, two additional male suspects were taken into custody by Huron OPP members.

Dan ARBO, 38 years of age from Bluewater; Brock WEISS, 39 years of age from Bluewater and 39-year-old Dennis ENGLAND from South Huron are all facing the following charges:

- Break, Enter and Commit Indictable Offence
- Mischief Under \$5,000
- Possession of Break-in Instruments

All three have been released from custody with a court appearance scheduled for January 24, 2019 at the Ontario Court of Justice - Exeter.

11-Dec-2018

FROZEN FOOD STOLEN FROM RESTAURANT

(SOUTH HURON, ON) - Huron County Ontario Provincial Police (OPP) officers continue to investigate a recent break, enter and theft of food from a restaurant located in Dashwood.

Sometime between 7:30 p.m. on December 2, 2018 and 7:00 a.m. on December 3, 2018 someone forced entry into the restaurant located on Main Street by smashing out a window. Once inside the premise the thief stole a quantity of frozen food.

The dollar value of the stolen property has not been determined.

Any person with information regarding this crime is asked to contact Huron OPP at 1-888-310-1122 or (519) 524-8314.

Should you wish to remain anonymous, you may call Crime Stoppers at 1-800-222-TIPS (8477), where you may be eligible to receive a cash reward of up to \$2,000.

13-Dec-2018

ONLINE THREATS RECEIVED THROUGHOUT REGION UNDER INVESTIGATION

(WEST REGION, ON) - Members of the Ontario Provincial Police (OPP) throughout West Region have responded to multiple occurrences involving online messages sent to businesses, organizations and government offices on Wednesday, December 13, 2018.

At this time, the threats contained within the messages appear to be unfounded, and similar reports have been received in other areas of the province and the United States. The situation continues to be monitored and investigations are underway.

OPP are reminding everyone to remain vigilant whether online or out in the community. Never provide personal information or access to your computer or devices. Do not respond to demands. Report all suspicious activity immediately to police by calling 1-888-310-1122.

Contact: Sergeant Laura Brown

Email: lauralee.brown@opp.ca

Phone: 519-652-4100 x 4156

December 20, 2018

TOGETHER WE CAN DO IT!
Annual OPP "Stuff a Cruiser" Events - A Huge Success

(HURON COUNTY, ON) - Wow! The Huron County Ontario Provincial Police (OPP) Auxiliary Unit asked for some help from the community and boy did they get it. The annual "Stuff a Cruiser" events held throughout Huron County this past month were an absolute success.

"We are absolutely thrilled with the results from this year's food & toy drives. We asked for some help stuffing our cruisers with toys and food and that's exactly what happened. It is very heartwarming to see the community come together and donate to this important cause. On behalf of our Huron OPP Auxiliary Unit, I would like to sincerely thank the businesses that hosted us and all those that donated to our successful campaign, your generous donations will help many struggling families."

- Huron OPP Auxiliary Acting Staff Sergeant - Chris PATTERSON

The Zehr's Goderich event held on December 1st brought in a total of \$350 in cash donations along with over 1,000 pounds of food items. The Red Apple Toy drive in Wingham saw nearly \$900 worth of toys donated and the Exeter Hansen's Independent event on December 14th collected \$160 in cash and over 1,000 pounds of donated food items.

All the collected cash, toys and foods items have been distributed to the Huron County Food Bank and the Salvation Army for distribution.

Huron County OPP along with the Huron County OPP Auxiliary Unit would like to thank the community for their ongoing support with this annual campaign. Your support is greatly appreciated.





Calls For Service (CFS) Billing Summary Report

Municipality of South Huron December - 2018

Billing Categories <i>(Billing categories below do not match traditional crime groupings)</i>		2018				2017			
		December	Year to Date	Time Standard	Year To Date Weighted Hours	December	Year to Date	Time Standard	Year To Date Weighted Hours
Violent Criminal Code	Sexual Assault	0	15	15.1	226.5	1	12	15.1	181.2
	Sexual Interference	0	4	15.1	60.4	0	1	15.1	15.1
	Invitation to Sexual Touching	0	1	15.1	15.1	0	0		0.0
	Assault With Weapon or Causing Bodily Harm-Level 2	0	5	15.1	75.5	0	11	15.1	166.1
	Assault-Level 1	0	40	15.1	604.0	4	35	15.1	528.5
	Forcible confinement	0	1	15.1	15.1	0	0		0.0
	Robbery -Master code	0	1	15.1	15.1	0	0		0.0
	Robbery - Other	0	1	15.1	15.1	0	0		0.0
	Extortion	0	0		0.0	0	1	15.1	15.1
	Criminal Harassment	0	9	15.1	135.9	2	19	15.1	286.9
	Criminal Harassment - Offender Unknown	0	1	15.1	15.1	0	0		0.0
	Indecent/Harassing Communications	0	3	15.1	45.3	0	1	15.1	15.1
	Utter Threats -Master code	0	1	15.1	15.1	0	0		0.0
	Utter Threats to Person	0	24	15.1	362.4	0	20	15.1	302.0
	Utter Threats to Person -Government Employee (non-police)	0	0		0.0	0	1	15.1	15.1
	Total	0	106	15.1	1,600.6	7	101	15.1	1,525.1
Property Crime Violations	Break & Enter	7	84	7.6	638.4	5	60	7.6	456.0
	Unlawful in a dwelling house	0	2	7.6	15.2	0	1	7.6	7.6
	Break & Enter - Firearms	0	0		0.0	0	3	7.6	22.8
	Theft Over - Farm Equipment	0	0		0.0	0	1	7.6	7.6
	Theft Over - Construction Site	0	0		0.0	0	1	7.6	7.6
	Theft Over - Building	0	1	7.6	7.6	0	0		0.0
	Theft Over - Trailers	0	0		0.0	0	1	7.6	7.6
	Theft Over - Other Theft	0	1	7.6	7.6	0	4	7.6	30.4
	Theft of - Mail	0	1	7.6	7.6	0	2	7.6	15.2
	Theft of Motor Vehicle	0	9	7.6	68.4	0	2	7.6	15.2
	Theft of - Automobile	0	7	7.6	53.2	0	5	7.6	38.0
	Theft of - Trucks	0	2	7.6	15.2	0	6	7.6	45.6
	Theft of - Motorcycles	0	0		0.0	0	3	7.6	22.8



Calls For Service (CFS) Billing Summary Report

Municipality of South Huron December - 2018

Billing Categories (Billing categories below do not match traditional crime groupings)		2018				2017			
		December	Year to Date	Time Standard	Year To Date Weighted Hours	December	Year to Date	Time Standard	Year To Date Weighted Hours
Property Crime Violations	Theft of - All Terrain Vehicles	0	3	7.6	22.8	0	3	7.6	22.8
	Theft of - Farm Vehicles	0	1	7.6	7.6	0	1	7.6	7.6
	Theft of - Construction Vehicles	0	2	7.6	15.2	0	1	7.6	7.6
	Theft Under -master code	1	11	7.6	83.6	1	6	7.6	45.6
	Theft under - Farm Equipment	0	1	7.6	7.6	0	1	7.6	7.6
	Theft Under - Construction Site	0	0		0.0	0	1	7.6	7.6
	Theft under - Bicycles	0	15	7.6	114.0	1	13	7.6	98.8
	Theft under - Building	0	2	7.6	15.2	0	4	7.6	30.4
	Theft under - Persons	1	5	7.6	38.0	0	1	7.6	7.6
	Theft under - Trailers	0	2	7.6	15.2	0	0		0.0
	Theft under - Other Theft	1	37	7.6	281.2	2	32	7.6	243.2
	Theft Under - Gasoline Drive-off	1	10	7.6	76.0	0	7	7.6	53.2
	Theft FROM Motor Vehicle Under \$5,000	3	64	7.6	486.4	0	59	7.6	448.4
	Theft Under \$5,000 [SHOPLIFTING]	1	7	7.6	53.2	0	12	7.6	91.2
	Possession of Stolen Goods over \$5,000	0	2	7.6	15.2	0	2	7.6	15.2
	Possession of Stolen Goods under \$5,000	0	3	7.6	22.8	0	4	7.6	30.4
	Fraud -Master code	0	1	7.6	7.6	0	2	7.6	15.2
	Fraud - Steal/Forge/Poss./ Use Credit Card	0	2	7.6	15.2	0	2	7.6	15.2
	Fraud - False Pretence <= \$5,000	0	1	7.6	7.6	0	1	7.6	7.6
	Fraud - Forgery & Uttering	1	1	7.6	7.6	0	5	7.6	38.0
	Fraud - Fraud through mails	1	1	7.6	7.6	0	0		0.0
	Fraud -Money/ property/security > \$5,000	0	4	7.6	30.4	0	7	7.6	53.2
	Fraud -Money/ property/security <= \$5,000	0	22	7.6	167.2	0	12	7.6	91.2
	Fraud - Other	0	8	7.6	60.8	0	17	7.6	129.2
	Personation with Intent (fraud)	0	2	7.6	15.2	0	1	7.6	7.6



Calls For Service (CFS) Billing Summary Report

Municipality of South Huron December - 2018

Billing Categories <i>(Billing categories below do not match traditional crime groupings)</i>		2018				2017			
		December	Year to Date	Time Standard	Year To Date Weighted Hours	December	Year to Date	Time Standard	Year To Date Weighted Hours
Property Crime Violations	Fraud - False Pretence > \$5,000	0	1	7.6	7.6	0	0		0.0
	Identity Fraud	0	1	7.6	7.6	0	1	7.6	7.6
	Mischief - master code	0	56	7.6	425.6	2	81	7.6	615.6
	Mischief [Graffiti - Non Gang Related]	0	1	7.6	7.6	0	2	7.6	15.2
	Interfere with lawful use, enjoyment of property	0	1	7.6	7.6	1	3	7.6	22.8
	Property Damage	0	3	7.6	22.8	0	2	7.6	15.2
	Total	17	377	7.6	2,865.2	12	372	7.6	2,827.2
Other Criminal Code Violations (Excluding traffic)	Offensive Weapons-Explosives	0	1	7.6	7.6	1	1	7.6	7.6
	Offensive Weapons-Possession of Weapons	0	0		0.0	0	1	7.6	7.6
	Offensive Weapons-Prohibited	0	0		0.0	0	1	7.6	7.6
	Offensive Weapons-Other Offensive Weapons	0	0		0.0	0	1	7.6	7.6
	Offensive Weapons-Other Weapons Offences	0	2	7.6	15.2	0	0		0.0
	Bail Violations - Fail To Comply	0	16	7.6	121.6	4	17	7.6	129.2
	Bail Violations - Fail To Appear	0	3	7.6	22.8	0	0		0.0
	Bail Violations - Appearance Notice	0	0		0.0	0	4	7.6	30.4
	Bail Violations - Others	0	3	7.6	22.8	0	0		0.0
	Bail Violations - Disobey Summons	0	0		0.0	0	1	7.6	7.6
	Bail Violations - Recognizance	0	1	7.6	7.6	0	1	7.6	7.6
	Possession Of Counterfeit Money	0	0		0.0	0	1	7.6	7.6
	Uttering Counterfeit Money	0	0		0.0	0	2	7.6	15.2
	Counterfeit Money - Others	0	2	7.6	15.2	0	5	7.6	38.0
	Disturb the Peace	1	10	7.6	76.0	0	6	7.6	45.6
	Indecent acts -Master code	0	0		0.0	0	1	7.6	7.6
	Indecent acts - exposure to person under 14	0	0		0.0	0	1	7.6	7.6



Calls For Service (CFS) Billing Summary Report

Municipality of South Huron December - 2018

Billing Categories <i>(Billing categories below do not match traditional crime groupings)</i>		2018				2017			
		December	Year to Date	Time Standard	Year To Date Weighted Hours	December	Year to Date	Time Standard	Year To Date Weighted Hours
Other Criminal Code Violations (Excluding traffic)	Child Pornography - Master code	0	0		0.0	0	1	7.6	7.6
	Child Pornography - Making or distributing	1	2	7.6	15.2	0	2	7.6	15.2
	Public Morals	0	0		0.0	0	2	7.6	15.2
	Obstruct Public Peace Officer	0	1	7.6	7.6	0	1	7.6	7.6
	Trespass at Night	0	0		0.0	0	5	7.6	38.0
	Fail to Attend Court	3	11	7.6	83.6	0	3	7.6	22.8
	Breach of Probation	0	14	7.6	106.4	3	28	7.6	212.8
	Offensive Weapons- Careless use of firearms	0	1	7.6	7.6	0	1	7.6	7.6
	Public mischief - mislead peace officer	0	1	7.6	7.6	0	1	7.6	7.6
	Common nuisance	0	0		0.0	0	1	7.6	7.6
	Libel - Defamatory	0	0		0.0	0	1	7.6	7.6
	Total	5	68	7.6	516.8	8	89	7.6	676.4
Drug Possession	Possession Other Controlled Drugs and Substance Act	0	1	6.2	6.2	1	6	6.2	37.2
	Possession Cannabis	0	3	6.2	18.6	2	5	6.2	31.0
	Possession - Methamphetamine (Crystal Meth)	0	3	6.2	18.6	0	2	6.2	12.4
	Possession û Opioid (other than heroin)	0	1	6.2	6.2	0	0		0.0
	Drug related occurrence	0	13	6.2	80.6	3	6	6.2	37.2
	Overdose	0	1	6.2	6.2	0	0		0.0
	Total	0	22	6.2	136.4	6	19	6.2	117.8
Drugs	Trafficking Other Controlled Drugs and Substance Act	0	1	33.9	33.9	0	0		0.0
	Trafficking - Methamphetamine (Crystal Meth)	0	0		0.0	0	1	33.9	33.9
	Trafficking û Opioid (other than heroin)	0	1	33.9	33.9	0	0		0.0
	Production Cannabis (Marihuana) (Cultivation)	0	1	33.9	33.9	0	0		0.0
	Total	0	3	33.9	101.7	0	1	33.9	33.9
Statutes & Acts	Landlord/Tenant	0	14	3.1	43.4	0	16	3.1	49.6
	Mental Health Act	5	63	3.1	195.3	3	28	3.1	86.8
	Mental Health Act - No contact with Police	0	15	3.1	46.5	1	6	3.1	18.6



Calls For Service (CFS) Billing Summary Report

Municipality of South Huron December - 2018

Billing Categories <i>(Billing categories below do not match traditional crime groupings)</i>		2018				2017			
		December	Year to Date	Time Standard	Year To Date Weighted Hours	December	Year to Date	Time Standard	Year To Date Weighted Hours
Statutes & Acts	Mental Health Act - Attempt Suicide	0	12	3.1	37.2	1	11	3.1	34.1
	Mental Health Act - Threat of Suicide	2	22	3.1	68.2	4	16	3.1	49.6
	Mental Health Act - Voluntary Transport	3	9	3.1	27.9	0	5	3.1	15.5
	Mental Health Act - Placed on Form	0	8	3.1	24.8	1	9	3.1	27.9
	Custody Dispute	0	0		0.0	0	1	3.1	3.1
	Trespass To Property Act	2	26	3.1	80.6	2	22	3.1	68.2
	Total	12	169	3.1	523.9	12	114	3.1	353.4
Operational	Animal -Master code	0	1	3.4	3.4	0	2	3.4	6.8
	Animal - Bear Complaint	0	2	3.4	6.8	0	0		0.0
	Animal - Left in Vehicle	0	6	3.4	20.4	0	3	3.4	10.2
	Animal Rabid	0	13	3.4	44.2	0	1	3.4	3.4
	Animal Bite	0	0		0.0	0	3	3.4	10.2
	Animal Stray	0	6	3.4	20.4	0	4	3.4	13.6
	Animal Injured	1	6	3.4	20.4	0	5	3.4	17.0
	Animal - Other	3	38	3.4	129.2	0	15	3.4	51.0
	Animal - Dog Owners Liability Act	0	3	3.4	10.2	0	0		0.0
	Alarm -Master code	0	3	3.4	10.2	0	3	3.4	10.2
	Alarm -Others	0	13	3.4	44.2	3	14	3.4	47.6
	Domestic Disturbance	3	95	3.4	323.0	2	58	3.4	197.2
	Suspicious Person	5	118	3.4	401.2	8	145	3.4	493.0
	Phone -Master code	0	1	3.4	3.4	0	1	3.4	3.4
	Phone -Nuisance - No Charges Laid	0	6	3.4	20.4	1	7	3.4	23.8
	Phone -Threatening - No Charges Laid	0	0		0.0	0	1	3.4	3.4
	Phone -Other - No Charges Laid	0	4	3.4	13.6	1	4	3.4	13.6
	Text- related Incident (Texting)	1	1	3.4	3.4	0	1	3.4	3.4
	False Fire Alarm - Building	0	0		0.0	0	1	3.4	3.4
	Fire - Building	0	7	3.4	23.8	3	5	3.4	17.0
	Fire - Vehicle	0	1	3.4	3.4	0	6	3.4	20.4
	Fire - Other	0	5	3.4	17.0	0	3	3.4	10.2
	Insecure Condition - Master code	0	0		0.0	0	1	3.4	3.4



Calls For Service (CFS) Billing Summary Report

Municipality of South Huron December - 2018

Billing Categories <i>(Billing categories below do not match traditional crime groupings)</i>		2018				2017			
		December	Year to Date	Time Standard	Year To Date Weighted Hours	December	Year to Date	Time Standard	Year To Date Weighted Hours
Operational	Insecure Condition - Building	0	4	3.4	13.6	0	4	3.4	13.6
	Missing Person - Master code	0	1	3.4	3.4	0	0		0.0
	Missing Person under 12	0	2	3.4	6.8	0	2	3.4	6.8
	Missing Person 12 & older	0	5	3.4	17.0	0	7	3.4	23.8
	Missing Person Located Under 12	0	3	3.4	10.2	0	1	3.4	3.4
	Missing Person Located 12 & older	0	9	3.4	30.6	0	1	3.4	3.4
	Noise Complaint - Master code	0	6	3.4	20.4	0	1	3.4	3.4
	Noise Complaint - Vehicle	0	22	3.4	74.8	0	2	3.4	6.8
	Noise Complaint - Residence	3	70	3.4	238.0	2	33	3.4	112.2
	Noise Complaint - Business	0	2	3.4	6.8	0	0		0.0
	Noise Complaint - Animal	0	1	3.4	3.4	0	3	3.4	10.2
	Noise Complaint - Others	0	12	3.4	40.8	0	7	3.4	23.8
	Accident - non-MVC - Industrial	0	2	3.4	6.8	1	2	3.4	6.8
	Accident - non-MVC - Commercial	0	0		0.0	0	1	3.4	3.4
	Accident - non-MVC - Residential	0	1	3.4	3.4	0	0		0.0
	Accident -non MVC - Others	0	1	3.4	3.4	0	0		0.0
	Found Property - Master code	0	15	3.4	51.0	0	14	3.4	47.6
	Found - License Plate	0	1	3.4	3.4	0	1	3.4	3.4
	Found - Vehicle Accessories	0	2	3.4	6.8	0	0		0.0
	Found-Personal Accessories	4	20	3.4	68.0	0	20	3.4	68.0
	Found-Household Property	0	3	3.4	10.2	0	2	3.4	6.8
	Found-Office Machines & Equipment	0	0		0.0	0	1	3.4	3.4
	Found-Radio,TV,Sound-Reprod. Equip.	0	3	3.4	10.2	0	0		0.0
	Found-Sporting Goods, Hobby Equip.	0	0		0.0	0	1	3.4	3.4



Calls For Service (CFS) Billing Summary Report

Municipality of South Huron December - 2018

Billing Categories <i>(Billing categories below do not match traditional crime groupings)</i>		2018				2017			
		December	Year to Date	Time Standard	Year To Date Weighted Hours	December	Year to Date	Time Standard	Year To Date Weighted Hours
Operational	Found-Machinery & Tools	1	4	3.4	13.6	0	2	3.4	6.8
	Found-Bicycles	0	15	3.4	51.0	0	19	3.4	64.6
	Found-Others	0	10	3.4	34.0	0	11	3.4	37.4
	Lost Property -Master code	2	7	3.4	23.8	0	6	3.4	20.4
	Lost License Plate	0	2	3.4	6.8	0	3	3.4	10.2
	Lost - Vehicle Accessories	0	0		0.0	0	1	3.4	3.4
	Lost-Personal Accessories	0	6	3.4	20.4	3	11	3.4	37.4
	Lost-Jewellery	0	1	3.4	3.4	0	0		0.0
	Lost-Radio,TV,Sound-Reprod. Equip.	0	1	3.4	3.4	0	0		0.0
	Lost-Others	1	7	3.4	23.8	1	1	3.4	3.4
	Sudden Death - Accidental	0	1	3.4	3.4	0	0		0.0
	Sudden Death - Drowning	0	2	3.4	6.8	0	0		0.0
	Sudden Death - Suicide	0	0		0.0	0	2	3.4	6.8
	Sudden Death - Natural Causes	1	10	3.4	34.0	0	10	3.4	34.0
	Sudden Death - Others	0	1	3.4	3.4	1	2	3.4	6.8
	Suspicious Vehicle	3	45	3.4	153.0	3	44	3.4	149.6
	Trouble with Youth	0	25	3.4	85.0	2	16	3.4	54.4
	Medical Assistance - Master code	0	2	3.4	6.8	1	2	3.4	6.8
	Medical Assistance - Other	1	12	3.4	40.8	0	3	3.4	10.2
	Vehicle Recovered - Automobile	0	6	3.4	20.4	0	3	3.4	10.2
	Vehicle Recovered - Trucks	0	3	3.4	10.2	0	1	3.4	3.4
	Vehicle Recovered - Motorcycles	0	1	3.4	3.4	0	0		0.0
	Vehicle Recovered - All Terrain Veh	0	2	3.4	6.8	0	2	3.4	6.8
	Vehicle Recovered - Farm Vehicles	0	2	3.4	6.8	0	1	3.4	3.4
	Vehicle Recovered - Constr. Vehicle	0	1	3.4	3.4	0	0		0.0
	Vehicle Recovered - Other	0	1	3.4	3.4	0	1	3.4	3.4
	Unwanted Persons	0	22	3.4	74.8	0	13	3.4	44.2



Calls For Service (CFS) Billing Summary Report

Municipality of South Huron December - 2018

Billing Categories <i>(Billing categories below do not match traditional crime groupings)</i>		2018				2017			
		December	Year to Date	Time Standard	Year To Date Weighted Hours	December	Year to Date	Time Standard	Year To Date Weighted Hours
Operational	Neighbour Dispute	1	59	3.4	200.6	0	53	3.4	180.2
	Noise By-Law	0	1	3.4	3.4	0	1	3.4	3.4
	Firearms (Discharge) By-Law	0	1	3.4	3.4	0	1	3.4	3.4
	Other Municipal By-Laws	0	19	3.4	64.6	2	9	3.4	30.6
	Fireworks By-Law	0	1	3.4	3.4	0	0		0.0
	Traffic By-Law	0	2	3.4	6.8	0	3	3.4	10.2
	Salvage Shop By-Law	0	1	3.4	3.4	0	0		0.0
	Assist Fire Department	0	0		0.0	0	5	3.4	17.0
	Assist Public	10	269	3.4	914.6	18	214	3.4	727.6
	Compassionate Message	0	0		0.0	1	3	3.4	10.2
	Family Dispute	3	45	3.4	153.0	3	57	3.4	193.8
	Suspicious Package	0	0		0.0	0	1	3.4	3.4
	Total	43	1,101	3.4	3,743.4	56	887	3.4	3,015.8
Operational2	False Alarm-Accidental Trip	3	41	1.2	49.2	5	48	1.2	57.6
	False Alarm-Malfunction	1	33	1.2	39.6	3	54	1.2	64.8
	False Holdup Alarm-Malfunction	0	2	1.2	2.4	0	1	1.2	1.2
	False Alarm -Others	2	36	1.2	43.2	7	38	1.2	45.6
	False Alarm - Cancelled	2	49	1.2	58.8	4	38	1.2	45.6
	Keep the Peace	2	25	1.2	30.0	3	19	1.2	22.8
	911 call / 911 hang up	11	210	1.2	252.0	19	138	1.2	165.6
	911 hang up - Pocket Dial	0	28	1.2	33.6	1	27	1.2	32.4
	911 call - Dropped Cell	1	21	1.2	25.2	1	17	1.2	20.4
	Total	22	445	1.2	534.0	43	380	1.2	456.0
Traffic	MVC - Personal Injury (MOTOR VEHICLE COLLISION)	1	10	3.4	34.0	0	5	3.4	17.0
	MVC - Prop. Dam. Non Reportable	4	53	3.4	180.2	8	49	3.4	166.6
	MVC - Prop. Dam. Reportable (MOTOR VEHICLE COLLISION)	2	36	3.4	122.4	7	48	3.4	163.2
	MVC - Prop. Dam. Failed to Remain (MOTOR VEHICLE COLLISION)	1	8	3.4	27.2	1	13	3.4	44.2



Calls For Service (CFS) Billing Summary Report

Municipality of South Huron December - 2018

Billing Categories (Billing categories below do not match traditional crime groupings)		2018				2017			
		December	Year to Date	Time Standard	Year To Date Weighted Hours	December	Year to Date	Time Standard	Year To Date Weighted Hours
Traffic	MVC - Fatal (MOTOR VEHICLE COLLISION)	0	1	3.4	3.4	1	1	3.4	3.4
	MVC - Others (MOTOR VEHICLE COLLISION)	0	2	3.4	6.8	0	1	3.4	3.4
	Total	8	110	3.4	374.0	17	117	3.4	397.8
Total		107	2,401		10,396.0	161	2,080		9,403.4

Note to Detachment Commanders:

- The content of each report is to be shared by the Detachment Commander only with the municipality for which it was generated. The municipality may treat this as a public document and distribute it as they wish.
- All data is sourced from the Niche RMS application. Included are 'reported' occurrences (actuals and unfounded occurrences) for 'billable' occurrences ONLY. Data is refreshed on a weekly basis.
- The Traffic category includes motor vehicle collision (MVC) occurrences entered into Niche (UCR code 8521). MVCs are NOT sourced from the eCRS application for this report.
- Only the primary violation is counted within an occurrence.
- Time standards displayed are for the 2017 billing period.

Note to Municipalities:

- Data contained within this report is dynamic in nature and numbers will change over time as the Ontario Provincial Police continues to investigate and solve crime.
- This report is NOT to be used for crime trend analysis as not all occurrences are included.
- Data groupings within this report do not match traditional crime groupings seen in other public reports such as the OPP Police Services Board reports or Statistics Canada reporting.