



Municipality of South Huron

Billing & Contract Overview for OPP municipal policing services

June 10, 2019





Outline

- OPP annual expenditures (2017/18)
- OPP billing model
- OPP municipal policing cost breakdown for the Municipality of South Huron



Ontario Provincial Police: *Resources*

MUNICIPAL POLICING RESOURCES

PROVINCIAL / SPECIALIZED RESPONSIBILITIES

Detachment Staff*

- Supervision
- Frontline Constables
- Civilian Administrative and Support

Support Positions*

(Cost-Recovery Formula)

- Communication Operators
- Prisoner Guards
- Provincial Police Academy and In-Service Training
- Uniform Recruitment
- Municipal Policing Bureau
- Quality Assurance
- Forensic Identification
- IT and Telephone Support
- Regional Headquarters

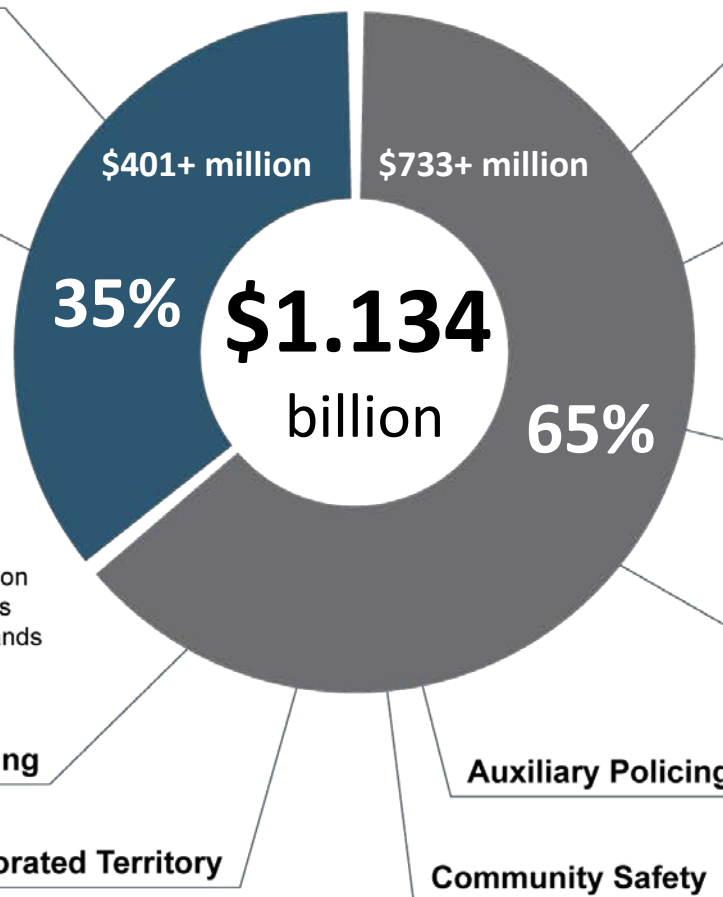
*Municipalities are billed for the portion of detachment and support positions required to meet their service demands

Aboriginal Policing

Unincorporated Territory

Auxiliary Policing

Community Safety



Traffic Safety

- Aircraft Enforcement
- Provincial Traffic Safety Program
- Snowmobile All-Terrain Vessel Enforcement
- Waterways and King's Highway

Investigations

- Criminal Investigations
- Child Sexual Exploitation Investigations
- Anti-Rackets
- Organized Crime
- Investigation and Support

Intelligence

- Covert Operations
- Provincial Anti-Terrorism and Hate Crimes
- Analysis and Information
- Field Intelligence

Specialized Response Teams

- Tactical Emergency Medical Services
- Aviation Services
- Canine Unit
- Emergency Response Team
- Negotiations
- Tactics and Rescue Unit
- Underwater Search and Recovery Unit
- Urban Chemical Response Team

Source: OPP

Total OPP expenditures of \$1.134+ billion are based on 2017/18 actuals.

Total OPP Municipal policing resourcing costs of \$401+ million are based on reconciled policing costs for 2017.



Ontario Provincial Police



PROVINCIAL / SPECIALIZED RESPONSIBILITIES

Traffic Safety

- Aircraft Enforcement
- Provincial Traffic Safety Program
- Snowmobile All-Terrain Vessel Enforcement
- Waterways and King's Highway

Investigations

- Criminal Investigations
- Child Sexual Exploitation Investigations
- Anti-Rackets
- Organized Crime
- Investigation and Support

Intelligence

- Covert Operations
- Provincial Anti-Terrorism and Hate Crimes
- Analysis and Information
- Field Intelligence

Specialized Response Teams

- Tactical Emergency Medical Services
- Aviation Services
- Canine Unit
- Emergency Response Team
- Negotiations
- Tactics and Rescue Unit
- Underwater Search and Recovery Unit
- Urban Chemical Response Team

65%

\$733+ million

Indigenous Policing

Unincorporated Territory

Auxiliary Policing

Community Safety



MUNICIPAL POLICING RESOURCES

Detachment Staff*

- Supervision
- Frontline Constables
- Civilian Administrative and Support

Support Positions*

(Cost-Recovery Formula)

- Communication Operators
- Prisoner Guards
- Provincial Police Academy and In-Service Training
- Uniform Recruitment
- Municipal Policing Bureau
- Quality Assurance
- Forensic Identification
- IT and Telephone Support
- Regional Headquarters

\$401+ million

35%


* Municipalities are billed for the portion of detachment and support positions required to meet their service demands



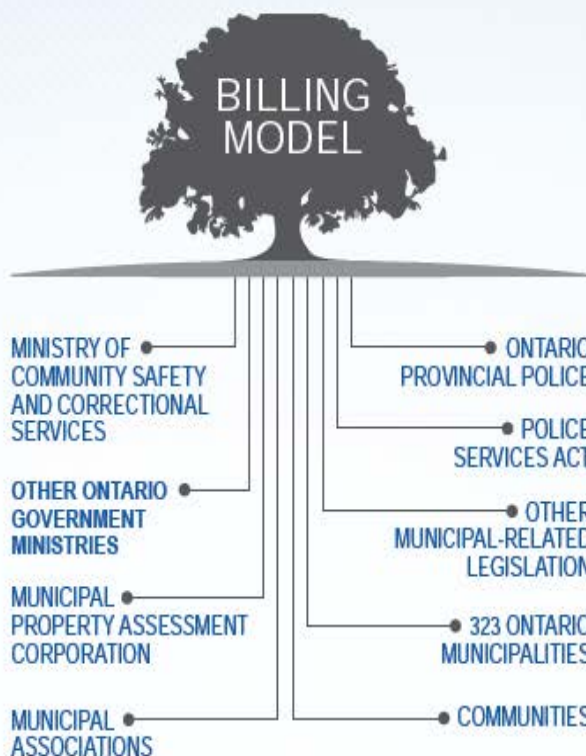
OPP Billing Model

BILLING MODEL IMPACT

(municipalities cost per property)



FAIR



TRANSPARENT

REACHING OUT

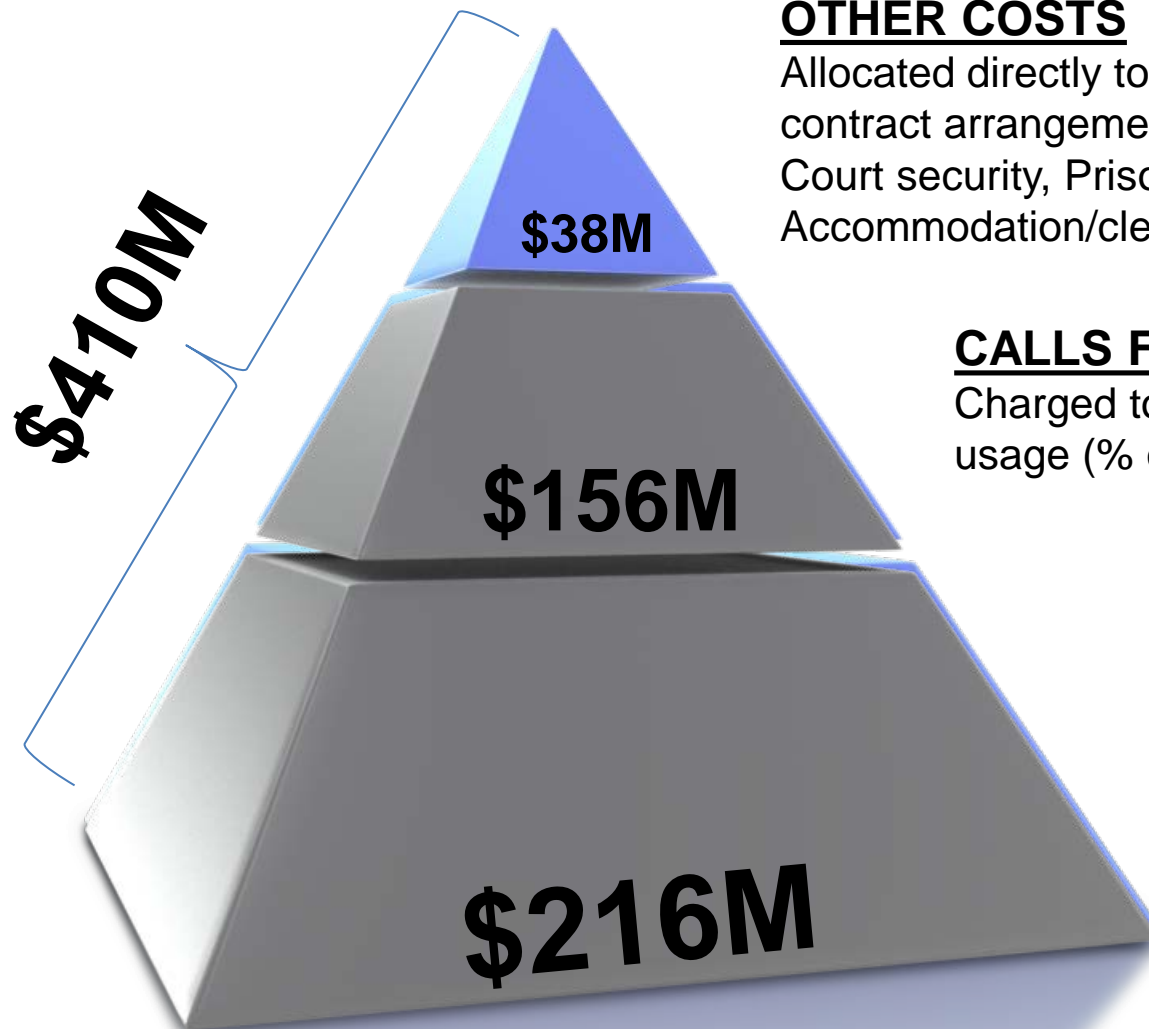
CONFERENCES

WEBINARS

CFS BILLING SUMMARY REPORT

MEETINGS

WWW.OPP.CA/BILLINGMODEL



OTHER COSTS

Allocated directly to municipalities based on contract arrangements and usage, i.e. Overtime, Court security, Prisoner transportation, Accommodation/cleaning and Enhancements.

CALLS FOR SERVICE (CFS) COST

Charged to municipalities according to their usage (% of provincial CFS cost)

BASE SERVICE COST

Allocated among municipalities on an equal per property basis
\$189.54 per property (2019)

2019 OPP Municipal Cost-Recovery



2019 OPP Municipal Cost Recovery

The billing model is **PROVINCIALY FOCUSED** and divides the majority of municipal policing costs into two categories.

Base Service

Allocate among municipalities on an
equal per-property basis

(households, commercial and industrial properties)

- Legislated activities (e.g., crime prevention, officer availability to respond to emergency calls for service 24 hours a day, general and directed patrol, victim assistance, etc.)
- Proactive policing (e.g., RIDE, traffic safety, community policing, intelligence gathering etc.)
- Officer training and administrative duties
- All Inspector and Staff Sergeant positions

+

Calls for Service

Allocate the costs to municipalities based
on their individual usage level.

- Crime calls (assaults, break & enter, mischief, drug offences, etc.)
- Provincial Statutes (Mental Health Act, Trespass to Property Act, landlord/tenant disputes, etc.)
- Motor vehicle collisions (property damage, personal injury, fatal, etc.)
- General calls for service (false alarms, lost property, missing person, etc.)
- Does not include incidents normally generated through proactive policing

Additional Costs

Municipalities billed on their specific usage:

Overtime Court security Cleaning/Caretakers

Accommodations Enhancements Prisoner Transportation*

* Prisoner transportation cost is allocated to all municipalities on an equal per property basis.



Billing Model - Base Service

- Base service activities include:

Proactive Policing	\$189.54
General and Directed Patrol	2019 Base Service
Crime Prevention	Cost Per Property
Training	
Administrative Duties	
- The total cost of Base Services is allocated among municipalities on an equal per property basis using Municipal Property Assessment Corporation (MPAC) data

Property Count Definition:

- Count comprised of household, commercial and industrial properties updated annually



South Huron 2019 Annual Billing Statement

OPP 2019 Annual Billing Statement

South Huron M

Estimated cost for the period January 1 to December 31, 2019

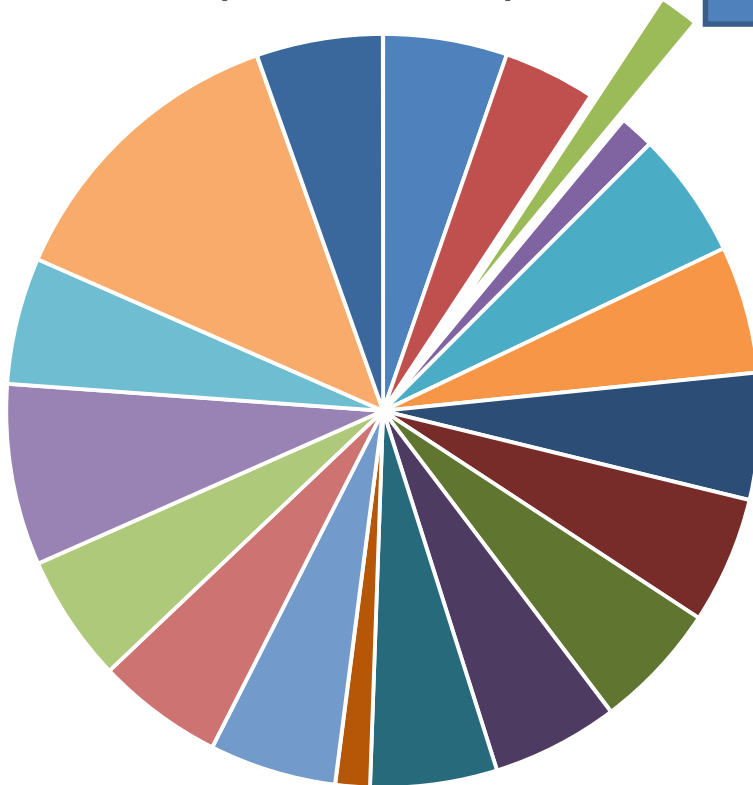
Please refer to www.opp.ca for 2019 Municipal Policing Billing General Information summary for further details.

			Cost per Property \$	Total Cost \$
Base Service	Property Counts			
	Household	4,744		
	Commercial and Industrial	390		
	Total Properties	5,134	189.54	973,098
Calls for Service	Total all municipalities	156,778,914		
	Municipal portion	0.5700%	174.06	893,619
Overtime			10.11	51,899
Prisoner Transportation			2.27	11,654
Accommodation/Cleaning Services			4.90	25,157
Total 2019 Estimated Cost			380.88	1,955,427
Year Over Year Variance (estimate for the year is not subject to phase-in adjustment)				
2018 Estimated Cost per Property			371.57	
2019 Estimated Cost per Property (see above)			380.88	
Cost per Property Variance	(Increase)		9.30	
2017 Year-End Adjustment				(18,380)
Grand Total Billing for 2019				1,937,047
2019 Monthly Billing Amount				161,421



Billing Model – Calls for Service (CFS) using 2019 Estimated Cost

Total of CFS Weighted Time for all
OPP policed Municipalities



South Huron's proportionate share of
the total weighted time calculated for
all OPP policed municipalities:

- Based on weighted time standards applied to a 4 year average of the number of calls for service
- South Huron's proportionate share of weighted time:

0.5700% of Provincial Total
(9,146 hours) = **\$893,619**

2019

100% = 1.6M CFS hours = \$ 156M



South Huron Calls For Service Billing Summary – 2019

OPP 2019 Calls for Service Billing Summary

South Huron M

Estimated cost for the period January 1 to December 31, 2019

Calls for Service Billing Workgroups	Calls for Service Count					2019 Average Time Standard	Total Weighted Time	% of Total Provincial Weighted Time	2019 Estimated Calls for Service Cost
	2014	2015	2016	2017	Four Year Average				
					A	B	C = A * B		
					(Note 1)			(Note 2)	(Note 3)
Drug Possession	23	31	17	20	23	6.4	146	0.0091%	14,227
Drugs	7	14	5	1	7	37.0	250	0.0156%	24,403
Operational	758	726	899	887	818	3.6	2,943	0.1834%	287,560
Operational 2	465	456	350	380	413	1.3	537	0.0334%	52,429
Other Criminal Code Violations	74	57	82	89	76	7.9	596	0.0372%	58,279
Property Crime Violations	296	328	319	373	329	6.8	2,237	0.1394%	218,597
Statutes & Acts	99	96	108	114	104	3.3	344	0.0214%	33,615
Traffic	169	116	129	117	133	3.4	451	0.0281%	44,101
Violent Criminal Code	107	87	118	101	103	15.9	1,642	0.1023%	160,408
Total	1,998	1,911	2,027	2,082	2,005		9,146	0.5700%	893,619
Provincial Totals	(Note 4)	381,258	363,779	364,615	368,194	369,462	1,604,533	100.0%	156,778,914



South Huron 2019 Annual Billing Statement

OPP 2019 Annual Billing Statement

South Huron M

Estimated cost for the period January 1 to December 31, 2019

Please refer to www.opp.ca for 2019 Municipal Policing Billing General Information summary for further details.

			Cost per Property \$	Total Cost \$
Base Service	Property Counts			
	Household	4,744		
	Commercial and Industrial	390		
	Total Properties	<u>5,134</u>	189.54	973,098

Calls for Service	Total all municipalities	156,778,914		
	Municipal portion	0.5700%	174.06	893,619

Overtime		10.11	51,899
Prisoner Transportation		2.27	11,654
Accommodation/Cleaning Services		<u>4.90</u>	<u>25,157</u>
Total 2019 Estimated Cost		<u>380.88</u>	<u>1,955,427</u>

Year Over Year Variance (estimate for the year is not subject to phase-in adjustment)

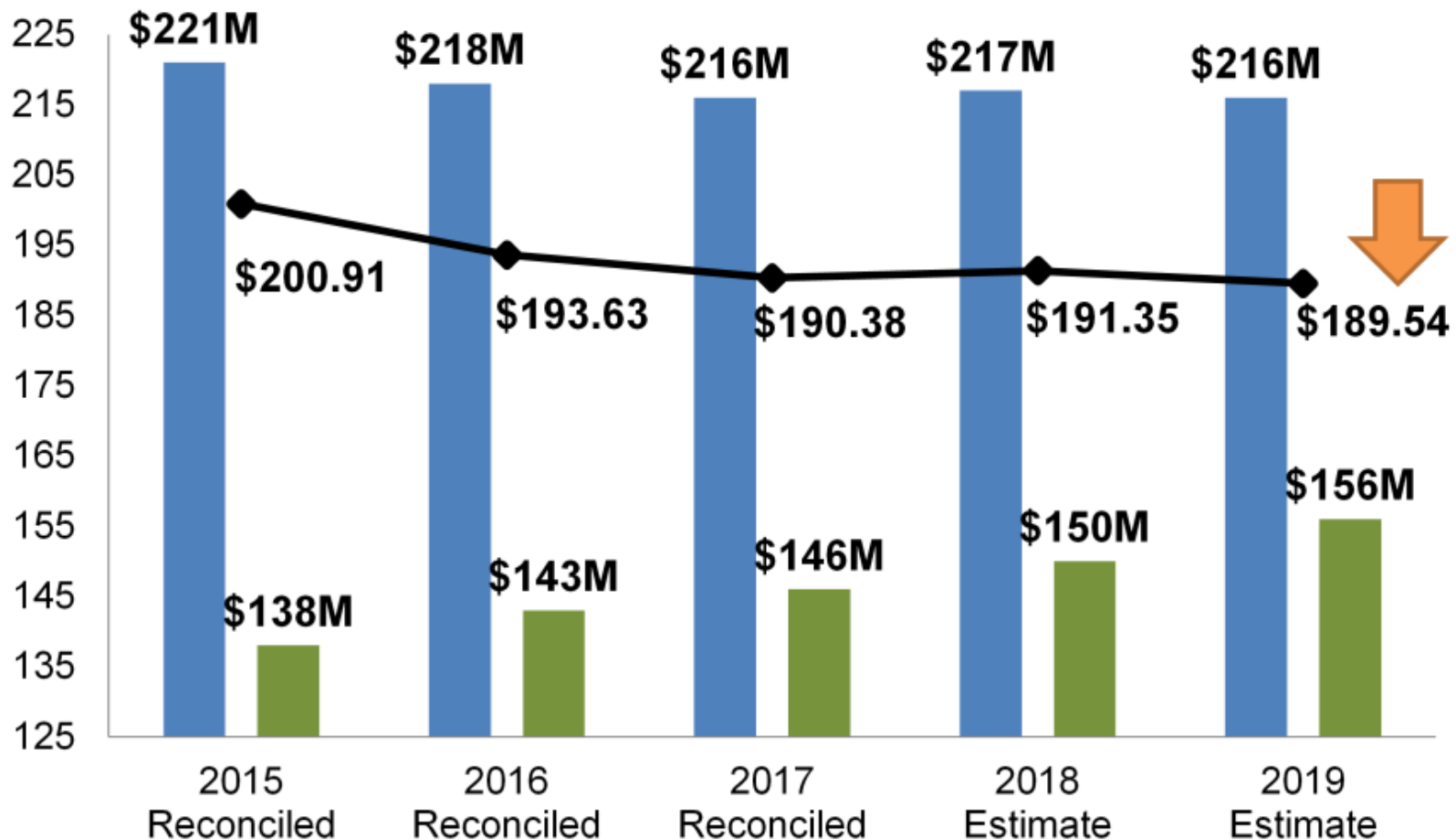
2018 Estimated Cost per Property	371.57
2019 Estimated Cost per Property (see above)	<u>380.88</u>
Cost per Property Variance	(Increase) 9.30

2017 Year-End Adjustment	(18,380)
Grand Total Billing for 2019	<u>1,937,047</u>
2019 Monthly Billing Amount	161,421



Provincial Summary – Base and Calls for Service Costs 2015 - 2019

■ Total Base Services ■ Total Calls for Service ◆ Base Cost Per Property



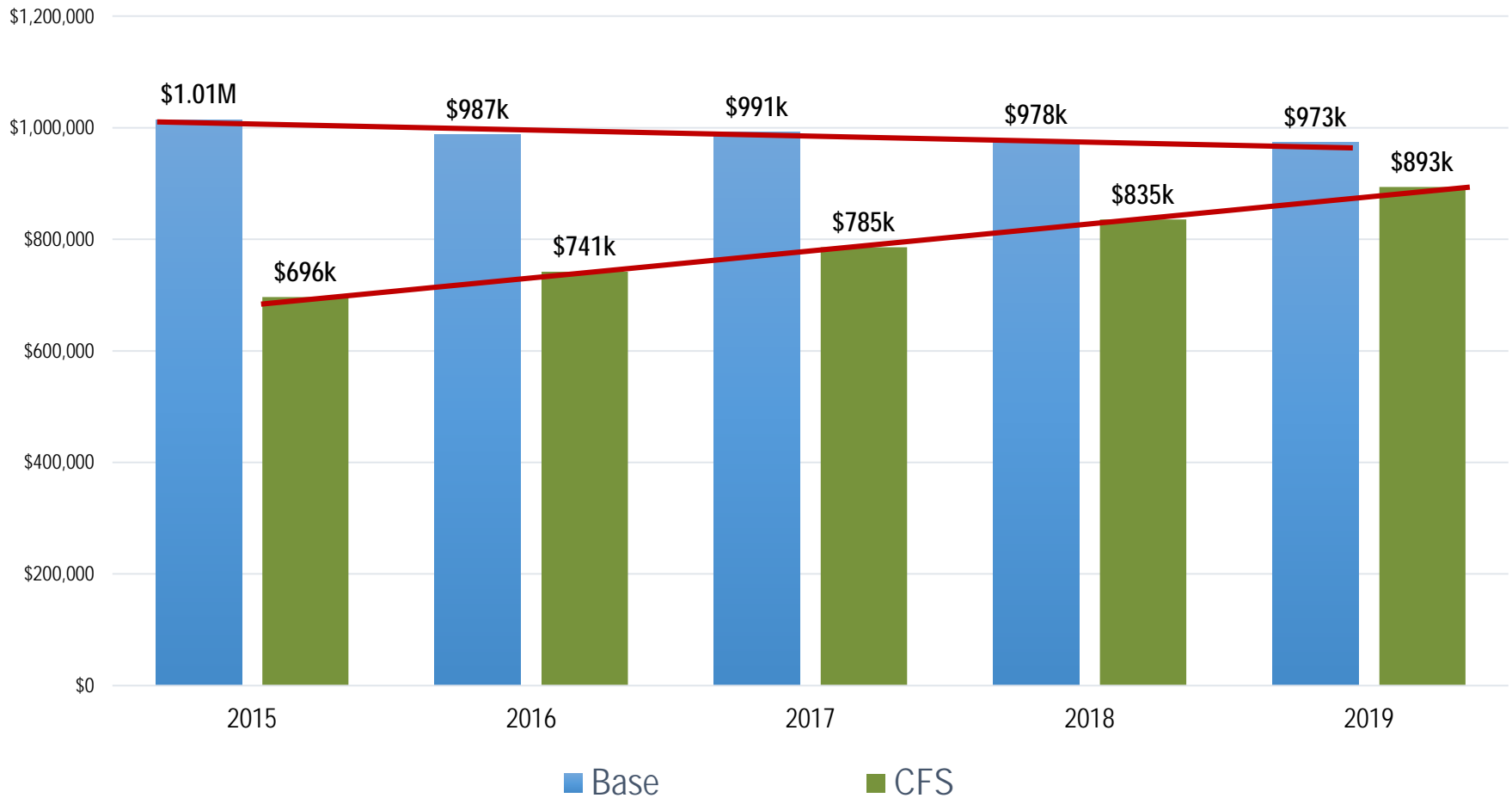
Base Services and Calls for Service costs in millions **net of discounts**



South Huron – 2015 to 2019

Annual Cost Recovery Trend

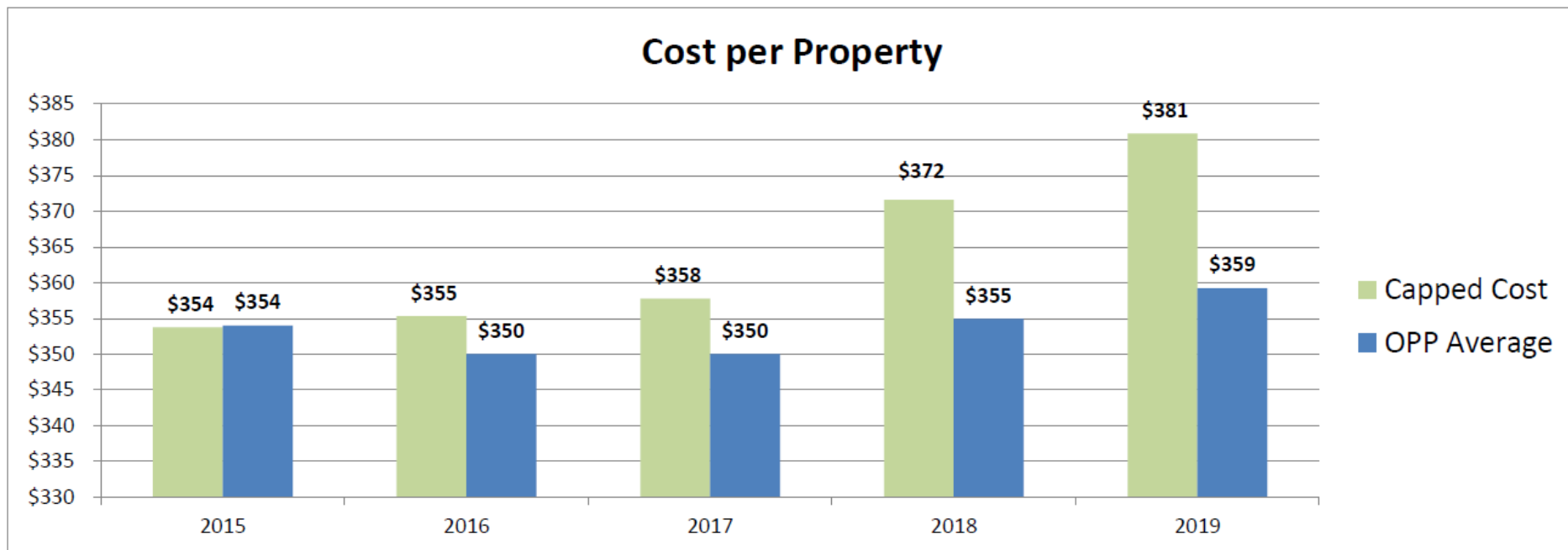
Base Service & Calls for Service (CFS)





Municipality of South Huron

OPP Municipal Policing Cost Trend 2015 - 2019



Year	Cost Status	Property Count	Total Cost		Year over Year Cost Variance	Cost Per Property		OPP Average Cost per Property
			Before Cap	Capped		Before Cap	Capped	
2015	Reconciled	5,060	1,789,892	1,789,892		353.73	353.73	354
2016	Reconciled	5,117	1,817,977	1,817,977	1.6%	355.28	355.28	350
2017	Reconciled	5,170	1,849,540	1,849,540	1.7%	357.74	357.74	350
2018	Estimate	5,115	1,900,599	1,900,599	2.8%	371.57	371.57	355
2019	Estimate	5,134	1,955,427	1,955,427	2.9%	380.88	380.88	359



Municipality of South Huron

Policing Services Contract – Next Steps

- Current contract set to expire on December 31, 2019
- 2020 Annual Billing Statement provided in the fall of 2019
- Contract term – 3, 4, 5, or 6 years
- 1 year termination clause

OPP municipal policing options:

- Section 10 OPP contract
- Non-contract (section 5.1 Police Services Act) OPP municipal policing arrangement



Helpful ONLINE Resources

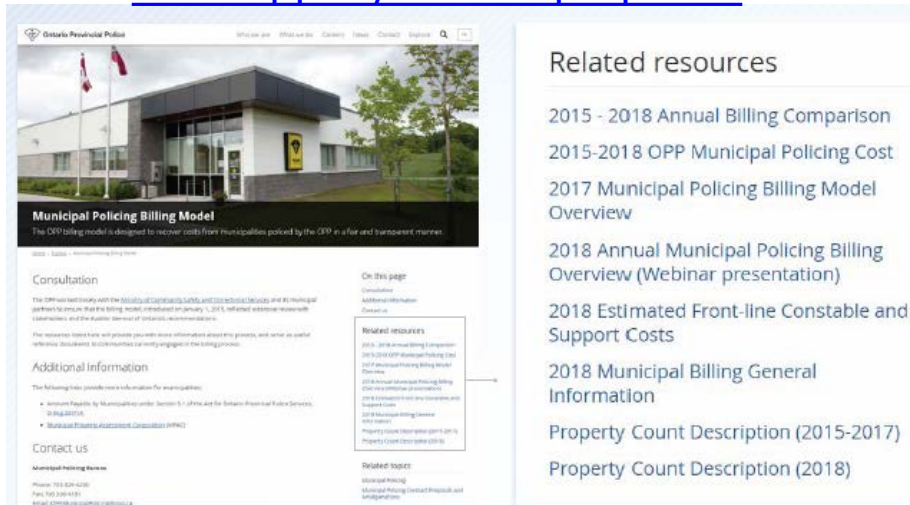
INTERNET

1

www.opp.ca/billingmodel

www.opp.ca/municipalpolicing

www.opp.ca/contractproposals



2



TWITTER

@OPP_Mun_Pol



QUESTIONS?

Email us: OPP.MunicipalPolicing@opp.ca

Call us: (705) 329-6200

Follow us on Twitter: [@OPP_Mun_Pol](https://twitter.com/OPP_Mun_Pol)