



Ontario Provincial Police

# Municipality of South Huron

## OPP Billing Model & Municipal Policing Cost Recovery

November 2nd, 2020





# Outline

- OPP annual expenditures (2020)
- Billing Model
- 2015 to 2020 cost-recovery trends
- Annual Billing Statement
- Community Safety and Policing Act, 2019



# Ontario Provincial Police: Resources (2020)

## MUNICIPAL POLICING RESOURCES

### Detachment Staff\*\*\*\*

- Supervision
- Frontline Constable
- Civilian Administrative and Support

### Support Positions and

### ODOE\*\*\*\*

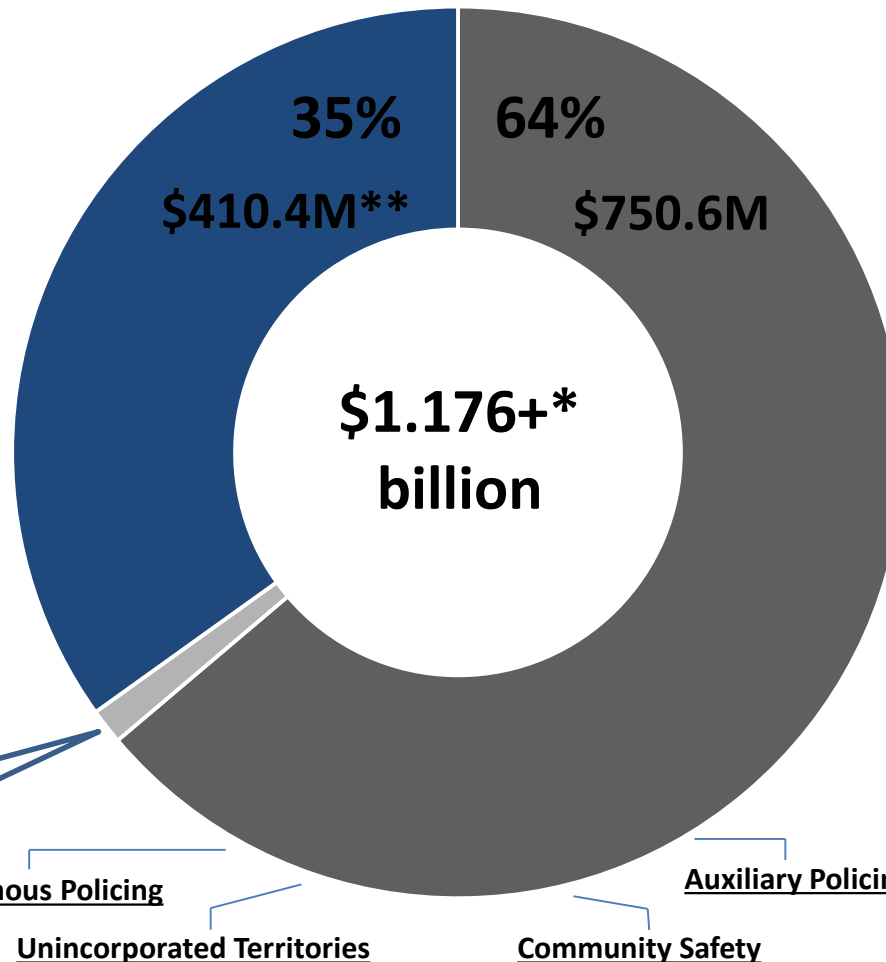
- Communication Operators
- Prisoner Guards
- Provincial Police Academy and In-Service Training
- Uniform Recruitment
- Municipal Policing Bureau
- Quality Assurance
- Forensic Identification
- IT and Telephone Support
- Regional Headquarters
- Vehicles
- Uniform and Equipment
- Radios

1%  
\$15.1M\*\*\*

### Indigenous Policing

### Unincorporated Territories

## PROVINCIAL / SPECIALIZED RESPONSIBILITIES



### Traffic Safety

- Aircraft Enforcement
- Provincial Traffic Safety Program
- Snowmobile All-Terrain Vessel Enforcement
- Waterways and King's Highway

### Investigations

- Criminal Investigations
- Child Sexual Exploitation Investigations
- Anti-Rackets
- Organized Crime
- Investigation and Support

### Intelligence

- Covert Operations
- Provincial Anti-Terrorism and Hate Crimes
- Analysis and Information
- Field Intelligence

### Specialized Response Teams

- Tactical Emergency Medical Services
- Aviation Services
- Canine Unit
- Emergency Response Team
- Negotiations
- Tactics and Rescue Unit
- Underwater Search and Recovery Unit
- Urban Chemical Response Team

\*OPP total does not include statutory appropriations and is based on 2019/20 actuals

\*\* OPP municipal policing estimated cost for 2020 (excluding recoveries for amalgamated municipalities)

\*\*\*\$15.1 recoveries (including one-time initial cost) for OPP policing services provided to municipalities amalgamated after January 1, 2015 (2020 Estimated)

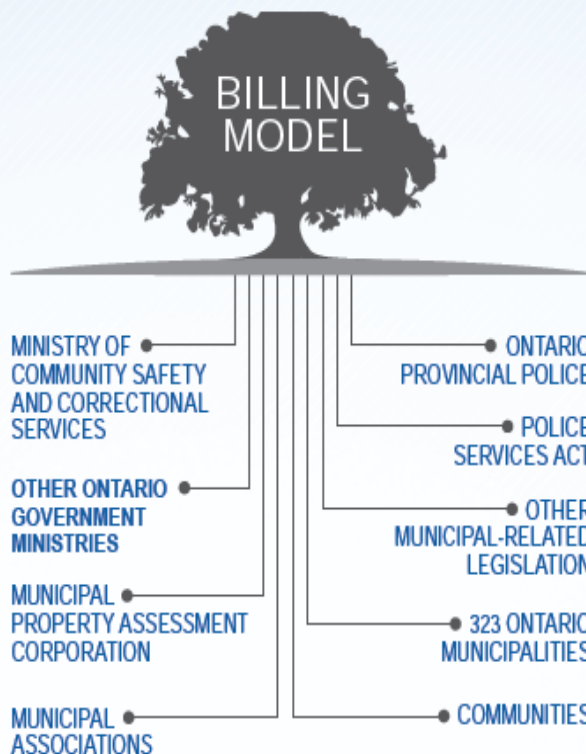
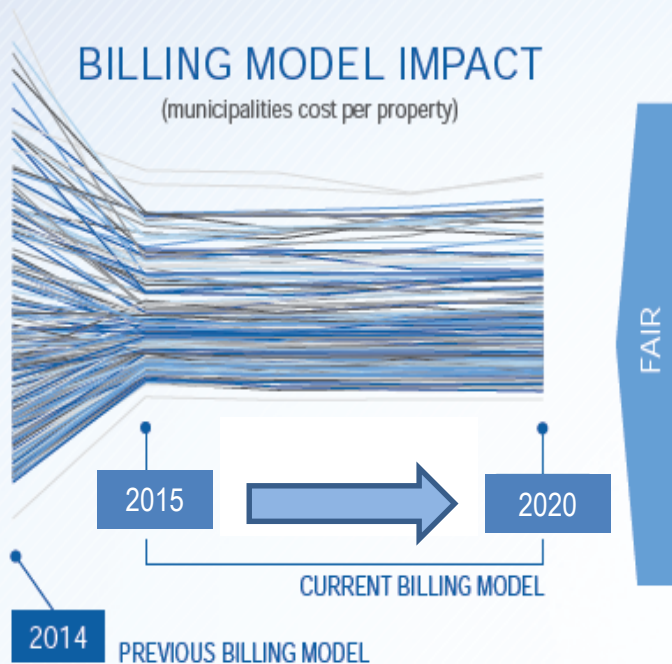
\*\*\*\*Municipalities are billed for the portion of detachment and support positions and ODOE



# OPP Billing Model

## BILLING MODEL IMPACT

(municipalities cost per property)



## REACHING OUT

CONFERENCES

WEBINARS

CFS BILLING SUMMARY REPORT

MEETINGS

[WWW.OPP.CA/BILLINGMODEL](http://WWW.OPP.CA/BILLINGMODEL)



# OPP Billing Model

The billing model is **PROVINCIALY FOCUSED** and divides the majority of municipal policing costs into two categories.

## Base Service

Allocate among municipalities on an  
equal per-property basis

(households, commercial and industrial properties)

- Legislated activities (e.g., crime prevention, officer availability to respond to emergency calls for service 24 hours a day, general and directed patrol, victim assistance, etc.)
- Proactive policing (e.g., RIDE, traffic safety, community policing, intelligence gathering etc.)
- Officer training and administrative duties
- All Inspector and Staff Sergeant positions

+

## Calls for Service

Allocate the costs to municipalities based  
on their individual usage level.

- Crime calls (assaults, break & enter, mischief, drug offences, etc.)
- Provincial Statutes (Mental Health Act, Trespass to Property Act, landlord/tenant disputes, etc.)
- Motor vehicle collisions (property damage, personal injury, fatal, etc.)
- General calls for service (false alarms, lost property, missing person, etc.)
- Does not include incidents normally generated through proactive policing

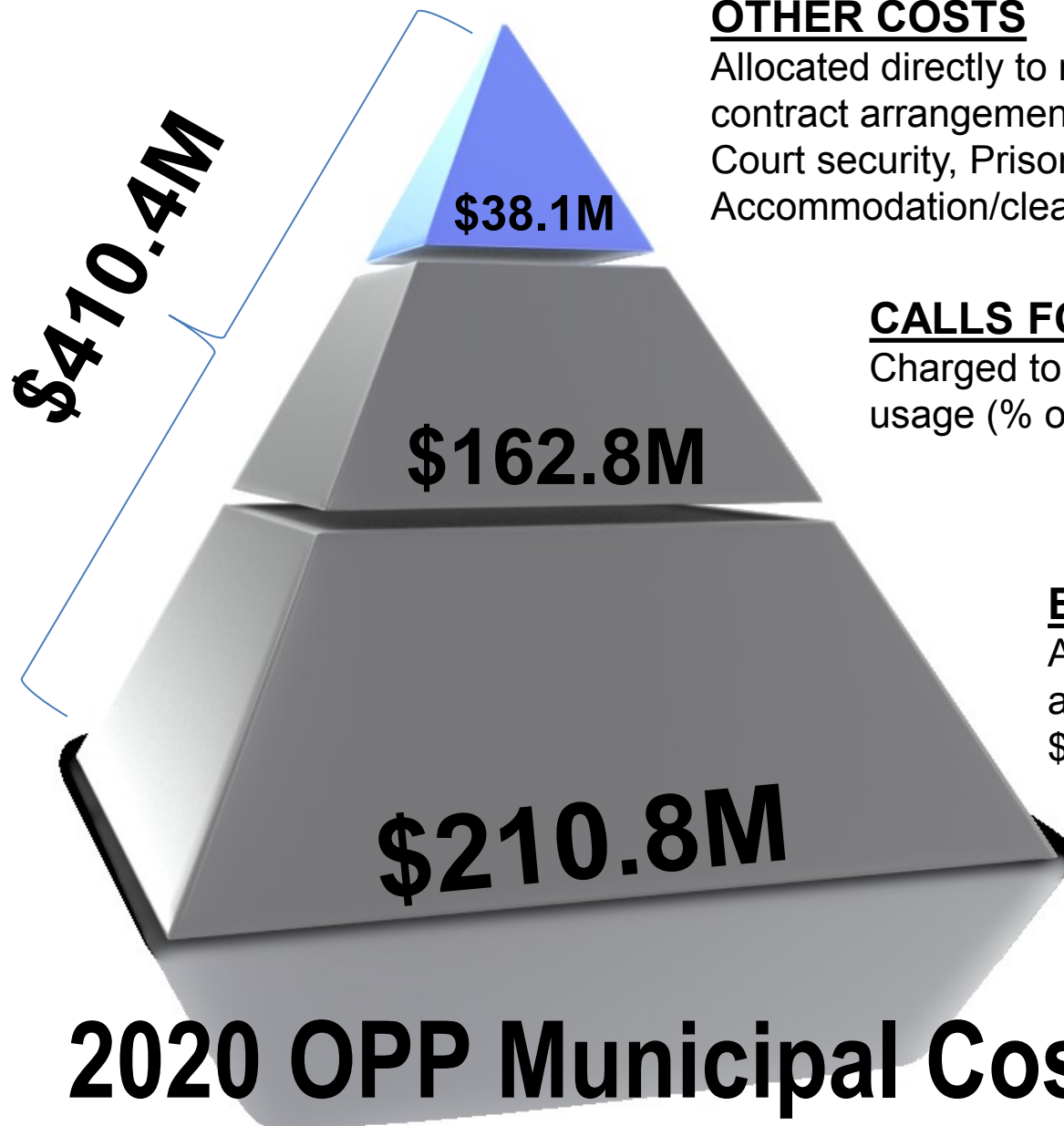
## Additional Costs

**Municipalities billed on their specific usage:**

**Overtime   Court security   Cleaning/Caretakers**

**Accommodations   Enhancements   Prisoner Transportation\***

\* Prisoner transportation cost is allocated to all municipalities on an equal per property basis.



## **OTHER COSTS**

Allocated directly to municipalities based on contract arrangements and usage, i.e. Overtime, Court security, Prisoner transportation, Accommodation/cleaning and Enhancements.

## **CALLS FOR SERVICE (CFS) COST**

Charged to municipalities according to their usage (% of provincial CFS cost)

## **BASE SERVICE COST**

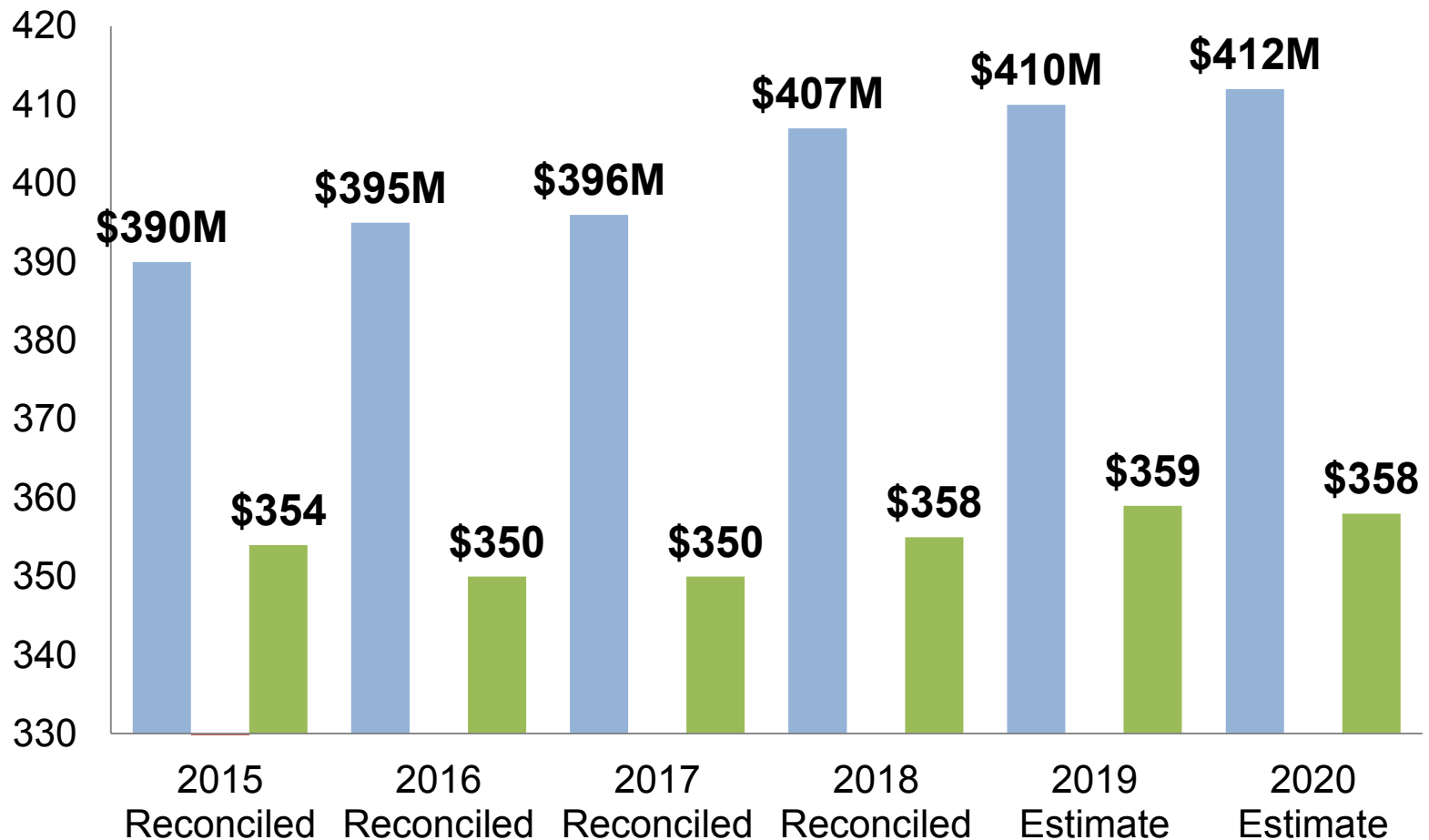
Allocated among municipalities on an equal per property basis  
\$183.23 per property (2020)

Note: Cost net of recoveries for policing services provided to municipalities amalgamated after January 1, 2015 and O.Reg. 267/14 discount



# Municipal Policing Cost-Recovery (Provincial Summary) 2015 - 2020

■ Total Municipal Cost-Recovery (\$M) ■ Average Cost per Property (\$)



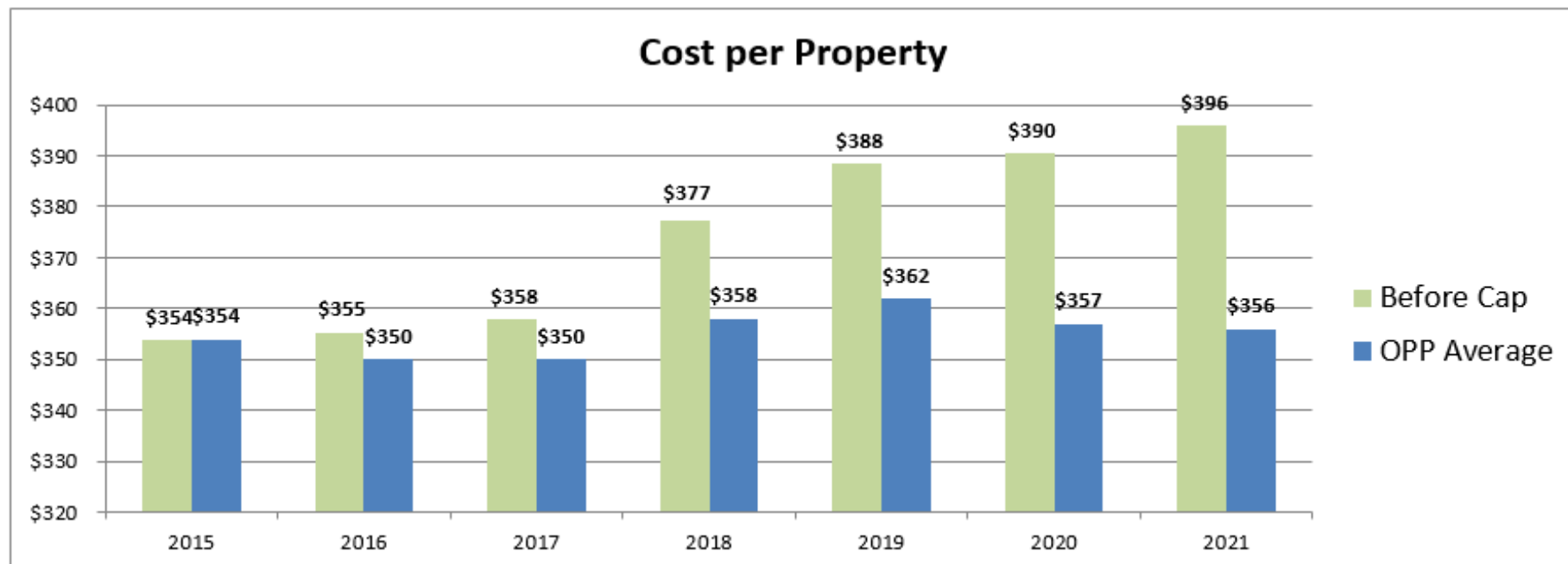


# Municipality of South Huron

## OPP Municipal Policing Cost Trends 2015 - 2021

Year	Cost Status	Property Count	Total Cost		Year over Year Cost Variance	Cost Per Property		OPP Average Cost per Property
			Before Cap	Capped		Before Cap	Capped	
2015	Reconciled	5,060	1,789,892	1,789,892		354	354	354
2016	Reconciled	5,117	1,817,977	1,817,977	1.6%	355	355	350
2017	Reconciled	5,170	1,849,540	1,849,540	1.7%	358	358	350
2018	Reconciled	5,115	1,929,206	1,929,206	4.3%	377	377	358
2019	Reconciled	5,134	1,994,358	1,994,358	3.4%	388	388	362
2020	Estimate*	5,138	2,006,244		0.6%	390		357
2021	Estimate*	5,142	2,035,932		1.5%	396		356

\* 2019 was the final year of the 5 year phase-in period. No caps were applied in 2020 or 2021.





# Ontario Provincial Police

## OPP 2021 Annual Billing Statement

South Huron M

Estimated costs for the period January 1 to December 31, 2021

Please refer to [www.opp.ca](http://www.opp.ca) for 2021 Municipal Policing Billing General Information summary for further details.

			Cost per Property \$	Total Cost \$
<b>Base Service</b>	<b>Property Counts</b>			
	Household	4,751		
	Commercial and Industrial	391		
	Total Properties	<u>5,142</u>	177.48	912,581
<b>Calls for Service</b>	(see summaries)			
	Total all municipalities	168,336,779		
	Municipal portion	0.6090%	199.36	1,025,126
<b>Overtime</b>	(see notes)		12.31	63,311
<b>Prisoner Transportation</b>	(per property cost)		2.11	10,850
<b>Accommodation/Cleaning Services</b>	(per property cost)		4.68	24,065
<b>Total 2021 Estimated Cost</b>			<u>395.94</u>	<u>2,035,932</u>
<b>2019 Year-End Adjustment</b>	(see summary)			38,926
<b>Grand Total Billing for 2021</b>				<u>2,074,858</u>
<b>2021 Monthly Billing Amount</b>				172,905



# Ontario Provincial Police

## OPP 2021 Annual Billing Statement

### South Huron M

Estimated costs for the period January 1 to December 31, 2021

#### Notes to Annual Billing Statement

- 1) Municipal Base Services and Calls for Service Costs - The costs allocated to municipalities are determined based on the costs assigned to detachment staff performing municipal policing activities across the province. A statistical analysis of activity in detachments is used to determine the municipal policing workload allocation of all detachment-based staff as well as the allocation of the municipal workload between base services and calls for service activity. For 2021 billing purposes the allocation of the municipal workload in detachments has been calculated to be 53.1 % Base Services and 46.9 % Calls for Service. The total 2021 Base Services and Calls for Service cost calculation is detailed on the Base Services and Calls for Service Cost Summary included in the municipal billing package.
- 2) Base Services - The cost to each municipality is determined by the number of properties in the municipality and the standard province-wide average cost per property of \$177.48 estimated for 2021. The number of municipal properties is determined based on MPAC data. The calculation of the standard province-wide base cost per property is detailed on Base Services and Calls for Service Cost Summary included in the municipal billing package.
- 3) Calls for Service - The municipality's Calls for Service cost is a proportionate share of the total cost of municipal calls for service costs calculated for the province. A municipality's proportionate share of the costs is based on weighted time standards applied to the historical calls for service. The municipality's total weighted time is calculated as a percentage of the total of all municipalities.
- 4) Overtime - Municipalities are billed for overtime resulting from occurrences in their geographic area and a portion of overtime that is not linked specifically to a municipality, such as training. Municipalities are not charged for overtime identified as a provincial responsibility. The overtime activity for the calendar years 2016, 2017, 2018 and 2019 has been analyzed and averaged to estimate the 2021 costs. The costs incorporate the 2021 salary rates and a discount to reflect overtime paid as time in lieu. The overtime costs incurred in servicing detachments for shift shortages have been allocated on a per property basis based on straight time. Please be advised that these costs will be reconciled to actual 2021 hours and salary rates and included in the 2023 Annual Billing Statement.
- 5) Court Security and Prisoner Transportation (CSPT) - Municipalities with court security responsibilities in local courthouses are billed court security costs based on the cost of the staff required to provide designated court security activities. 2021 costs have been based on 2019 security activity. Prisoner transportation costs are charged to all municipalities based on the standard province-wide per property cost. These costs will be reconciled to the actual cost of service required in 2021.

There was no information available about the status of 2021 Court Security Prisoner Transportation Grant Program at the time of the Annual Billing Statement preparation.

- 6) Year-end Adjustment - The 2019 adjustment accounts for the difference between the amount billed based on the estimated cost in the Annual Billing Statement and the reconciled cost in the Year-end Summary. The most significant year-end adjustments are resulting from the cost of actual versus estimated municipal requirements for overtime, contract enhancements and court security.



## OPP 2021 Calls for Service Billing Summary

### South Huron M

Estimated costs for the period January 1 to December 31, 2021

Calls for Service Billing Workgroups	Calls for Service Count					2021 Average Time Standard	Total Weighted Time	% of Total Provincial Weighted Time	2021 Estimated Calls for Service Cost
	2016	2017	2018	2019	Four Year Average				
					A	B	C = A * B		
					Note 1			Note 2	Note 3
Drug Possession	17	20	25	16	20	6.5	127	0.0076%	12,804
Drugs	5	1	4	7	4	45.9	195	0.0117%	19,706
Operational	899	887	1,222	1,028	1,009	3.6	3,632	0.2180%	366,941
Operational 2	350	380	469	485	421	1.3	547	0.0328%	55,288
Other Criminal Code Violation	82	89	72	96	85	7.8	661	0.0397%	66,779
Property Crime Violations	319	373	392	340	356	6.5	2,314	0.1389%	233,758
Statutes & Acts	108	114	195	224	160	3.4	545	0.0327%	55,040
Traffic	129	117	116	135	124	3.4	422	0.0254%	42,675
Violent Criminal Code	118	101	108	99	107	16.0	1,704	0.1023%	172,136
Total	2,027	2,082	2,603	2,430	2,286		10,148	0.6090%	\$1,025,126
Provincial Totals	Note 4	364,578	368,157	391,030	429,951	388,429	1,666,390	100.0%	\$168,336,779



# Community Safety and Policing Act, 2019

- OPP policing – no contracts to provide municipal policing – eliminates the distinction between section 10 and section 5.1 municipalities
- Provisions for the OPP to provide enhancements (at an extra cost) to specific municipalities, under established agreements
- Municipalities have two main choices:
  - Continue to be policed by the OPP and become a part of an OPP detachment board (s.10 (1)(4), s. 67, s. 68 CSPA)
  - Municipalities can choose to form a municipal board, or amalgamate boards, enter into an agreement with another municipal board, etc., to have the municipal board provide policing responsibility (s. 22 CSPA)



# Helpful ONLINE Resources

## INTERNET

1

[www.opp.ca/billingmodel](http://www.opp.ca/billingmodel)

[www.opp.ca/municipalpolicing](http://www.opp.ca/municipalpolicing)

[www.opp.ca/contractproposals](http://www.opp.ca/contractproposals)

The screenshot shows the Ontario Provincial Police website. The main header features the OPP logo and navigation links. Below the header is a large image of a police station with the title "Municipal Policing Billing Model" and a subtitle "The OPP billing model is designed to recover costs from municipalities policed by the OPP in a fair and transparent manner." The page is divided into several sections: "Consultation" (describing the model's development), "Additional Information" (providing links to related documents), "Contact us" (providing contact details for the Municipal Policing Bureau), "On this page" (a list of links to related resources), "Related resources" (a list of links to related resources), and "Related topics" (a list of links to related topics).

2



TWITTER

@OPP\_Mun\_Pol



**Ontario Provincial Police**



**QUESTIONS?**

**Email us: [OPP.MunicipalPolicing@opp.ca](mailto:OPP.MunicipalPolicing@opp.ca)**

**Call us: (705) 329-6200**

**Follow us on Twitter: [@OPP\\_Mun\\_Pol](https://twitter.com/OPP_Mun_Pol)**