

SOUTH HURON POLICE SERVICES BOARD REPORT



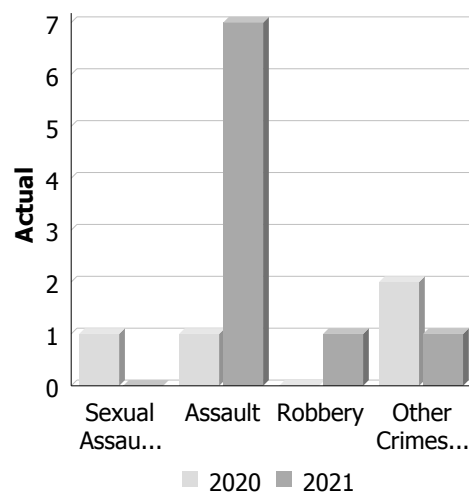
OCTOBER
2021

Inspector J. Younan – Detachment Commander

Police Services Board Report for South Huron
Records Management System
October - 2021

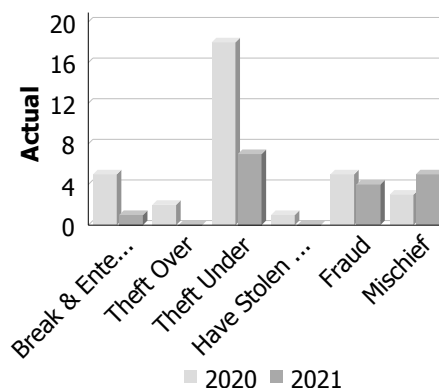
Violent Crime

Actual	October			Year to Date - October		
	2020	2021	% Change	2020	2021	% Change
Murder	0	0	--	0	0	--
Other Offences Causing Death	0	0	--	0	0	--
Attempted Murder	0	0	--	0	0	--
Sexual Assault	1	0	-100.0%	8	9	12.5%
Assault	1	7	600.0%	34	44	29.4%
Abduction	0	0	--	1	1	0.0%
Robbery	0	1	--	1	1	0.0%
Other Crimes Against a Person	2	1	-50.0%	19	16	-15.8%
Total	4	9	125.0%	63	71	12.7%



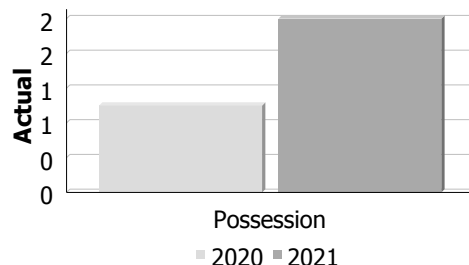
Property Crime

Actual	October			Year to Date - October		
	2020	2021	% Change	2020	2021	% Change
Arson	0	0	--	0	0	--
Break & Enter	5	1	-80.0%	31	45	45.2%
Theft Over	2	0	-100.0%	18	13	-27.8%
Theft Under	18	7	-61.1%	108	56	-48.1%
Have Stolen Goods	1	0	-100.0%	9	1	-88.9%
Fraud	5	4	-20.0%	50	45	-10.0%
Mischief	3	5	66.7%	43	39	-9.3%
Total	34	17	-50.0%	259	199	-23.2%



Drug Crime

Actual	October			Year to Date - October		
	2020	2021	% Change	2020	2021	% Change
Possession	1	2	100.0%	3	7	133.3%
Trafficking	0	0	--	2	1	-50.0%
Importation and Production	0	0	--	0	0	--
Total	1	2	100.0%	5	8	60.0%



Detachment: 6G - HURON

Location code(s): 6G00 - HURON

Area code(s): 6119 - Municipality of South Huron

Data source date:

2021/10/30

Report Generated by:

Younan, Jason

Report Generated on:

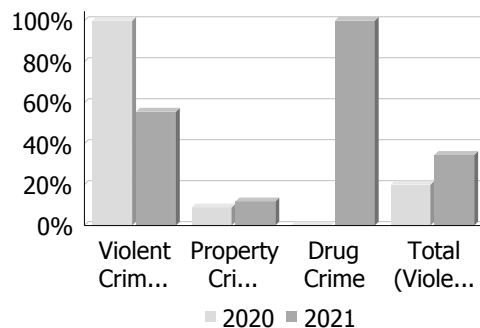
Nov 3, 2021 1:34:14 PM

PP-CSC-Operational Planning-4300

Police Services Board Report for South Huron
Records Management System
October - 2021

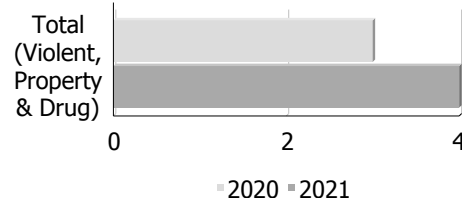
Clearance Rate

Clearance Rate	October			Year to Date - October		
	2020	2021	Difference	2020	2021	Difference
Violent Crime	100.0%	55.6%	-44.4%	66.7%	57.8%	-8.9%
Property Crime	8.8%	11.8%	2.9%	17.4%	11.1%	-6.3%
Drug Crime	0.0%	100.0%	100.0%	80.0%	75.0%	-5.0%
Total (Violent, Property & Drug)	20.0%	34.5%	14.5%	30.0%	26.2%	-3.8%



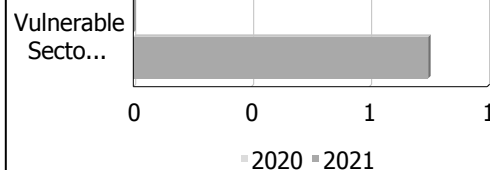
Unfounded

Unfounded	October			Year to Date - October		
	2020	2021	% Change	2020	2021	% Change
Total (Violent, Property & Drug)	3	4	33.3%	33	24	-27.3%



Criminal Record and Vulnerable Sector Screening Checks

Actual	October			Year to Date - October		
	2020	2021	% Change	2020	2021	% Change
Criminal Record Checks	0	0	--	59	1	-98.3%
Vulnerable Sector Screening Checks	0	1	--	263	8	-97.0%



Data contained within this report is dynamic in nature and numbers will change over time as the Ontario Provincial Police continue to investigate and solve crime.

Data Utilized

- Major Crimes
- Niche RMS All Offence Level Business Intelligence Cube

Detachment: 6G - HURON

Location code(s): 6G00 - HURON

Area code(s): 6119 - Municipality of South Huron

Data source date:

2021/10/30

Report Generated by:

Younan, Jason

Report Generated on:

Nov 3, 2021 1:34:14 PM

PP-CSC-Operational Planning-4300

SOUTH HURON – TRAFFIC STATISTICS OCT 2021

Offence	Oct 2020	Oct 2021	% Change
Traffic Complaint	23	90	291.3
Traffic Hazard	19	4	-78.95
MVC Reportable	11	5	-54.55
Traffic Enforcement	2	8	300
RIDE	3	4	33.33
Impaired/Over 80	5	1	-80
MVC Non-Report.	0	2	200
Other CC Drive	0	1	100
Dangerous Operation	0	0	0
Fail To Remain	0	0	0
Total UCR Violations	48	105	118.75

SOUTH HURON – FOCUSED PATROLS

October 2021 OPP E-Tickets: 99 OPP E-Warns: 20

FOCUSED PATROLS:

Corner of Albert Street – a ‘short cut’ used to access Highway #4 – no violations observed by officers.

Crediton (Construction Detour Route) – Eight officers conducted 21 hours of time to this patrol. Yielding:

(29) Speeding offences, (8) other offences. Total: 37 Provincial Offence Notices Issued. Focused Patrol to continue into November.



Calls For Service (CFS) Billing Summary Report

Municipality of South Huron October - 2021

Billing Categories (Billing categories below do not match traditional crime groupings)		2021				2020			
		October	Year to Date	Time Standard	Year To Date Weighted Hours	October	Year to Date	Time Standard	Year To Date Weighted Hours
Violent Criminal Code	Sexual Assault	0	9	16.0	144.0	0	3	16.0	48.0
	Sexual Interference	0	1	16.0	16.0	1	5	16.0	80.0
	Invitation to Sexual Touching	0	2	16.0	32.0	0	0		0.0
	Non-Consensual Distribution of Intimate Images	0	0		0.0	0	2	16.0	32.0
	Aggravated Assault-Level 3	0	0		0.0	0	2	16.0	32.0
	Assault With Weapon or Causing Bodily Harm-Level 2	2	13	16.0	208.0	0	9	16.0	144.0
	Assault-Level 1	2	28	16.0	448.0	1	25	16.0	400.0
	Assault Peace Officer	0	0		0.0	0	1	16.0	16.0
	Assault Peace Officer w/weapon Bodily Harm	0	1	16.0	16.0	0	0		0.0
	Criminal Negligence: Bodily Harm	0	0		0.0	0	1	16.0	16.0
	Forcible confinement	0	1	16.0	16.0	0	1	16.0	16.0
	Robbery, With Threat of Violence	0	0		0.0	0	1	16.0	16.0
	Robbery - Other	1	1	16.0	16.0	0	0		0.0
	Extortion	0	1	16.0	16.0	0	0		0.0
	Criminal Harassment	0	9	16.0	144.0	1	8	16.0	128.0
	Indecent/Harassing Communications	0	2	16.0	32.0	0	4	16.0	64.0
	Utter Threats -Master code	0	1	16.0	16.0	0	0		0.0
	Utter Threats to Person	3	7	16.0	112.0	1	9	16.0	144.0
	Utter Threats to Person -Police Officer	0	0		0.0	0	1	16.0	16.0
	Total	8	76	16.0	1,216.0	4	72	16.0	1,152.0
Property Crime Violations	Break & Enter	1	45	6.5	292.5	5	35	6.5	227.5
	Unlawful in a dwelling house	0	0		0.0	0	1	6.5	6.5
	Break & Enter - Firearms	0	0		0.0	0	2	6.5	13.0
	Theft Over - Farm Agricultural Produce	0	0		0.0	0	1	6.5	6.5
	Theft Over - Trailers	0	1	6.5	6.5	0	1	6.5	6.5
	Theft of - Mail	0	0		0.0	0	1	6.5	6.5
	Theft FROM Motor Vehicle Over \$5,000	0	2	6.5	13.0	0	0		0.0
	Theft of Motor Vehicle	1	6	6.5	39.0	1	8	6.5	52.0
	Theft of - Trucks	0	2	6.5	13.0	0	3	6.5	19.5
	Theft of - Snow Vehicles	0	1	6.5	6.5	0	0		0.0



Calls For Service (CFS) Billing Summary Report

Municipality of South Huron October - 2021

Billing Categories (Billing categories below do not match traditional crime groupings)		2021				2020			
		October	Year to Date	Time Standard	Year To Date Weighted Hours	October	Year to Date	Time Standard	Year To Date Weighted Hours
Property Crime Violations	Theft of - All Terrain Vehicles	0	1	6.5	6.5	0	2	6.5	13.0
	Theft of - Farm Vehicles	0	0		0.0	1	2	6.5	13.0
	Theft of - Construction Vehicles	0	1	6.5	6.5	0	1	6.5	6.5
	Theft of - Other Motor Vehicles	0	0		0.0	0	1	6.5	6.5
	Theft Under -master code	1	4	6.5	26.0	1	8	6.5	52.0
	Theft under - Farm Equipment	0	1	6.5	6.5	0	0		0.0
	Theft Under - Construction Site	0	0		0.0	0	1	6.5	6.5
	Theft under - Bicycles	0	7	6.5	45.5	0	5	6.5	32.5
	Theft under - Building	0	0		0.0	0	1	6.5	6.5
	Theft under - Persons	0	0		0.0	1	1	6.5	6.5
	Theft under - Trailers	0	3	6.5	19.5	1	1	6.5	6.5
	Theft under - Other Theft	2	20	6.5	130.0	9	47	6.5	305.5
	Theft under - Boat (Vessel)	0	0		0.0	0	1	6.5	6.5
	Theft Under - Gasoline Drive-off	0	12	6.5	78.0	5	24	6.5	156.0
	Theft FROM Motor Vehicle Under \$5,000	0	14	6.5	91.0	2	24	6.5	156.0
	Theft Under \$5,000 [SHOPLIFTING]	0	0		0.0	0	9	6.5	58.5
	Trafficking in Stolen Goods over \$5,000 (incl. possession wi	0	0		0.0	0	1	6.5	6.5
	Possession of Stolen Goods over \$5,000	0	1	6.5	6.5	0	1	6.5	6.5
	Possession of Stolen Goods under \$5,000	0	0		0.0	1	7	6.5	45.5
	Fraud -Master code	0	9	6.5	58.5	1	3	6.5	19.5
	Fraud - Steal/Forge/Poss./Use Credit Card	0	3	6.5	19.5	0	4	6.5	26.0
	Fraud - False Pretence < = \$5,000	0	0		0.0	1	1	6.5	6.5
	Fraud - Forgery & Uttering	0	2	6.5	13.0	0	1	6.5	6.5
	Fraud - Account closed	0	0		0.0	0	1	6.5	6.5
	Fraud -Money/property/ security > \$5,000	0	8	6.5	52.0	0	2	6.5	13.0
	Fraud -Money/property/ security <= \$5,000	0	8	6.5	52.0	1	18	6.5	117.0
	Fraud - Transportation	1	1	6.5	6.5	0	0		0.0



Calls For Service (CFS) Billing Summary Report

Municipality of South Huron October - 2021

Billing Categories <i>(Billing categories below do not match traditional crime groupings)</i>		2021				2020			
		October	Year to Date	Time Standard	Year To Date Weighted Hours	October	Year to Date	Time Standard	Year To Date Weighted Hours
Property Crime Violations	Fraud - Welfare benefits	0	1	6.5	6.5	0	0		0.0
	Fraud - Other	1	10	6.5	65.0	1	18	6.5	117.0
	Personation with Intent (fraud)	0	1	6.5	6.5	0	0		0.0
	Fraud - False Pretence > \$5,000	0	1	6.5	6.5	0	0		0.0
	Identity Fraud	0	1	6.5	6.5	1	4	6.5	26.0
	Mischief - master code	3	34	6.5	221.0	3	44	6.5	286.0
	Interfere with lawful use, enjoyment of property	0	3	6.5	19.5	0	2	6.5	13.0
	Property Damage	0	5	6.5	32.5	0	2	6.5	13.0
	Total	10	208	6.5	1,352.0	35	289	6.5	1,878.5
Other Criminal Code Violations (Excluding traffic)	Possess Firearm while prohibited	0	1	7.8	7.8	0	0		0.0
	Offensive Weapons-Possession of Weapons	0	0		0.0	0	4	7.8	31.2
	Offensive Weapons-Other Offensive Weapons	0	2	7.8	15.6	0	0		0.0
	Offensive Weapons-Other Weapons Offences	0	0		0.0	0	1	7.8	7.8
	Bail Violations -Master code	0	0		0.0	0	1	7.8	7.8
	Bail Violations - Fail To Comply	0	22	7.8	171.6	0	28	7.8	218.4
	Bail Violations - Others	0	0		0.0	0	1	7.8	7.8
	Bail Violations - Recognizance	0	5	7.8	39.0	0	0		0.0
	Counterfeit Money - Master code	0	1	7.8	7.8	0	0		0.0
	Possession Of Counterfeit Money	0	0		0.0	0	3	7.8	23.4
	Uttering Counterfeit Money	0	0		0.0	0	1	7.8	7.8
	Counterfeit Money - Others	0	0		0.0	0	1	7.8	7.8
	Disturb the Peace	0	4	7.8	31.2	0	6	7.8	46.8
	Indecent acts -Master code	0	0		0.0	0	2	7.8	15.6
	Indecent acts -Other	0	0		0.0	0	1	7.8	7.8
	Child Pornography - Possess child pornography	0	0		0.0	0	1	7.8	7.8
	Child Pornography - Making or distributing	0	0		0.0	0	1	7.8	7.8



Calls For Service (CFS) Billing Summary Report

Municipality of South Huron October - 2021

Billing Categories (Billing categories below do not match traditional crime groupings)		2021				2020			
		October	Year to Date	Time Standard	Year To Date Weighted Hours	October	Year to Date	Time Standard	Year To Date Weighted Hours
Other Criminal Code Violations (Excluding traffic)	Obstruct Public Peace Officer	0	1	7.8	7.8	0	1	7.8	7.8
	Trespass at Night	0	0		0.0	0	3	7.8	23.4
	Fail to Attend Court	0	0		0.0	0	3	7.8	23.4
	Breach of Probation	0	6	7.8	46.8	1	10	7.8	78.0
	Public mischief - mislead peace officer	0	0		0.0	0	1	7.8	7.8
	Libel - Defamatory	0	1	7.8	7.8	0	0		0.0
	Animals - Cruelty	0	0		0.0	0	1	7.8	7.8
	False Fire Alarm (C.C. Charge)	0	1	7.8	7.8	0	1	7.8	7.8
	Total	0	44	7.8	343.2	1	71	7.8	553.8
Drug Possession	Possession Cocaine	0	0		0.0	0	1	6.5	6.5
	Possession Other Controlled Drugs and Substance Act	1	3	6.5	19.5	1	2	6.5	13.0
	Possession - Methamphetamine (Crystal Meth)	1	4	6.5	26.0	0	1	6.5	6.5
	Possession û Opioid (other than heroin)	0	0		0.0	1	4	6.5	26.0
	DRUG Operation - Master Code	0	0		0.0	0	1	6.5	6.5
	Drug related occurrence	2	6	6.5	39.0	1	10	6.5	65.0
	Total	4	13	6.5	84.5	3	19	6.5	123.5
Drugs	Trafficking Other Controlled Drugs and Substance Act	0	1	45.9	45.9	0	1	45.9	45.9
	Trafficking - Methamphetamine (Crystal Meth)	0	0		0.0	0	1	45.9	45.9
	Trafficking û Opioid (other than heroin)	0	1	45.9	45.9	2	2	45.9	91.8
	Total	0	2	45.9	91.8	2	4	45.9	183.6
Statutes & Acts	Landlord/Tenant	2	20	3.4	68.0	1	14	3.4	47.6
	Mental Health Act	3	37	3.4	125.8	6	38	3.4	129.2
	Mental Health Act - No contact with Police	0	2	3.4	6.8	0	3	3.4	10.2
	Mental Health Act - Attempt Suicide	0	8	3.4	27.2	0	9	3.4	30.6
	Mental Health Act - Threat of Suicide	1	15	3.4	51.0	3	34	3.4	115.6
	Mental Health Act - Voluntary Transport	2	12	3.4	40.8	1	17	3.4	57.8
	Mental Health Act - Placed on Form	0	3	3.4	10.2	0	15	3.4	51.0



Calls For Service (CFS) Billing Summary Report

Municipality of South Huron October - 2021

Billing Categories (Billing categories below do not match traditional crime groupings)		2021				2020			
		October	Year to Date	Time Standard	Year To Date Weighted Hours	October	Year to Date	Time Standard	Year To Date Weighted Hours
Statutes & Acts	Mental Health Act - Apprehension	0	11	3.4	37.4	2	3	3.4	10.2
	Trespass To Property Act	3	54	3.4	183.6	2	38	3.4	129.2
	Total	11	162	3.4	550.8	15	171	3.4	581.4
Operational	Animal -Master code	0	2	3.6	7.2	0	0		0.0
	Animal - Left in Vehicle	0	1	3.6	3.6	0	2	3.6	7.2
	Animal Rabid	0	0		0.0	0	2	3.6	7.2
	Animal Bite	0	1	3.6	3.6	0	2	3.6	7.2
	Animal Stray	0	5	3.6	18.0	2	15	3.6	54.0
	Animal Injured	0	2	3.6	7.2	1	13	3.6	46.8
	Animal - Other	0	1	3.6	3.6	0	5	3.6	18.0
	Animal - Dog Owners Liability Act	0	1	3.6	3.6	1	4	3.6	14.4
	Domestic Disturbance	3	52	3.6	187.2	3	44	3.6	158.4
	Suspicious Person	7	146	3.6	525.6	8	182	3.6	655.2
	Homeless Person	0	2	3.6	7.2	0	0		0.0
	Phone -Master code	0	0		0.0	0	3	3.6	10.8
	Phone -Nuisance - No Charges Laid	0	3	3.6	10.8	0	1	3.6	3.6
	Phone -Obscene - No Charges Laid	0	0		0.0	0	1	3.6	3.6
	Phone -Threatening - No Charges Laid	0	0		0.0	0	2	3.6	7.2
	Phone -Other - No Charges Laid	0	0		0.0	1	1	3.6	3.6
	Fire - Building	0	6	3.6	21.6	0	4	3.6	14.4
	Fire - Vehicle	0	4	3.6	14.4	0	1	3.6	3.6
	Fire - Other	0	3	3.6	10.8	0	2	3.6	7.2
	Insecure Condition - Master code	0	2	3.6	7.2	2	7	3.6	25.2
	Insecure Condition - Building	0	1	3.6	3.6	0	0		0.0
	Missing Person -Master code	0	0		0.0	0	2	3.6	7.2
	Missing Person under 12	0	1	3.6	3.6	0	0		0.0
	Missing Person 12 & older	0	2	3.6	7.2	0	4	3.6	14.4
	Missing Person Located Under 12	0	1	3.6	3.6	0	0		0.0
	Missing Person Located 12 & older	0	2	3.6	7.2	1	8	3.6	28.8
	Noise Complaint -Master code	2	56	3.6	201.6	5	42	3.6	151.2



Calls For Service (CFS) Billing Summary Report

Municipality of South Huron October - 2021

Billing Categories (Billing categories below do not match traditional crime groupings)		2021				2020			
		October	Year to Date	Time Standard	Year To Date Weighted Hours	October	Year to Date	Time Standard	Year To Date Weighted Hours
Operational	Noise Complaint - Vehicle	0	1	3.6	3.6	0	0		0.0
	Noise Complaint - Residence	0	4	3.6	14.4	0	1	3.6	3.6
	Noise Complaint - Animal	0	1	3.6	3.6	1	1	3.6	3.6
	Noise Complaint - Others	0	3	3.6	10.8	0	4	3.6	14.4
	Accident - non-MVC - Master code	0	1	3.6	3.6	0	1	3.6	3.6
	Accident - non-MVC - Construction Site	1	1	3.6	3.6	0	0		0.0
	Accident -non MVC - Others	0	0		0.0	1	1	3.6	3.6
	Found Property -Master code	2	30	3.6	108.0	9	53	3.6	190.8
	Found - License Plate	0	1	3.6	3.6	0	1	3.6	3.6
	Found-Personal Accessories	0	2	3.6	7.2	1	5	3.6	18.0
	Found-Household Property	0	2	3.6	7.2	1	3	3.6	10.8
	Found-Machinery & Tools	0	1	3.6	3.6	0	2	3.6	7.2
	Found-Bicycles	0	0		0.0	1	2	3.6	7.2
	Found-Others	0	2	3.6	7.2	0	4	3.6	14.4
	Lost Property -Master code	0	4	3.6	14.4	1	7	3.6	25.2
	Lost License Plate	0	2	3.6	7.2	0	0		0.0
	Lost-Domestic Appliances	0	1	3.6	3.6	0	0		0.0
	Lost-Personal Accessories	0	1	3.6	3.6	0	3	3.6	10.8
	Lost-Household Property	0	0		0.0	0	1	3.6	3.6
	Lost-Jewellery	0	1	3.6	3.6	0	0		0.0
	Lost-Others	1	3	3.6	10.8	0	1	3.6	3.6
	Sudden Death - Accidental	0	0		0.0	0	1	3.6	3.6
	Sudden Death - Suicide	0	1	3.6	3.6	0	1	3.6	3.6
	Sudden Death - Natural Causes	0	16	3.6	57.6	1	11	3.6	39.6
	Sudden Death - Others	0	0		0.0	1	3	3.6	10.8
	Suspicious Vehicle	2	36	3.6	129.6	7	74	3.6	266.4
	Trouble with Youth	1	20	3.6	72.0	2	11	3.6	39.6
	Vehicle Recovered - Automobile	0	1	3.6	3.6	0	4	3.6	14.4



Calls For Service (CFS) Billing Summary Report

Municipality of South Huron October - 2021

Billing Categories (Billing categories below do not match traditional crime groupings)		2021				2020			
		October	Year to Date	Time Standard	Year To Date Weighted Hours	October	Year to Date	Time Standard	Year To Date Weighted Hours
Operational	Vehicle Recovered - Trucks	0	1	3.6	3.6	0	0		0.0
	Vehicle Recovered - Motorcycles	0	0		0.0	0	1	3.6	3.6
	Vehicle Recovered - Other	0	0		0.0	0	1	3.6	3.6
	Unwanted Persons	4	42	3.6	151.2	4	29	3.6	104.4
	Neighbour Dispute	0	25	3.6	90.0	7	39	3.6	140.4
	Bomb Threat	0	1	3.6	3.6	0	0		0.0
	By-Law -Master code	0	4	3.6	14.4	1	1	3.6	3.6
	Noise By-Law	0	0		0.0	0	2	3.6	7.2
	Other Municipal By-Laws	0	8	3.6	28.8	0	11	3.6	39.6
	Fireworks By-Law	0	0		0.0	0	2	3.6	7.2
	Traffic By-Law	0	0		0.0	0	2	3.6	7.2
	Assist Fire Department	0	7	3.6	25.2	1	3	3.6	10.8
	Assist Public	6	102	3.6	367.2	18	201	3.6	723.6
	Distressed/Overdue Motorist	0	1	3.6	3.6	0	1	3.6	3.6
	Family Dispute	2	36	3.6	129.6	5	43	3.6	154.8
	Total	31	656	3.6	2,361.6	86	878	3.6	3,160.8
Operational2	False Holdup Alarm-Accidental Trip	0	5	1.3	6.5	2	4	1.3	5.2
	False Alarm -Others	3	87	1.3	113.1	12	76	1.3	98.8
	False Alarm -Cancelled	0	0		0.0	0	1	1.3	1.3
	Keep the Peace	3	40	1.3	52.0	2	25	1.3	32.5
	911 call / 911 hang up	0	20	1.3	26.0	3	28	1.3	36.4
	911 call - Dropped Cell	1	19	1.3	24.7	1	22	1.3	28.6
	Total	7	171	1.3	222.3	20	156	1.3	202.8
Traffic	MVC (MOTOR VEHICLE COLLISION) -Master code	0	2	3.4	6.8	0	2	3.4	6.8
	MVC - Personal Injury (MOTOR VEHICLE COLLISION)	0	7	3.4	23.8	2	13	3.4	44.2
	MVC - Prop. Dam. Non Reportable	0	24	3.4	81.6	0	23	3.4	78.2
	MVC - Prop. Dam. Reportable (MOTOR VEHICLE COLLISION)	0	57	3.4	193.8	7	50	3.4	170.0
	MVC - Prop. Dam. Failed to Remain (MOTOR VEHICLE COLLISION)	0	7	3.4	23.8	1	9	3.4	30.6



Calls For Service (CFS) Billing Summary Report

Municipality of South Huron October - 2021

Billing Categories (Billing categories below do not match traditional crime groupings)		2021				2020			
		October	Year to Date	Time Standard	Year To Date Weighted Hours	October	Year to Date	Time Standard	Year To Date Weighted Hours
Traffic	MVC - Pers. Inj. Failed To Remain (MOTOR VEHICLE COLLISION)	0	1	3.4	3.4	1	1	3.4	3.4
	MVC - Fatal (MOTOR VEHICLE COLLISION)	0	1	3.4	3.4	0	1	3.4	3.4
	MVC - Others (MOTOR VEHICLE COLLISION)	0	1	3.4	3.4	0	1	3.4	3.4
	Total	0	100	3.4	340.0	11	100	3.4	340.0
Total		71	1,432		6,562.2	177	1,760		8,176.4

Note to Detachment Commanders:

- The content of each report is to be shared by the Detachment Commander only with the municipality for which it was generated. The municipality may treat this as a public document and distribute it as they wish.
- All data is sourced from the Niche RMS application. Included are 'reported' occurrences (actuals and unfounded occurrences) for 'billable' occurrences ONLY. Data is refreshed on a weekly basis.
- The Traffic category includes motor vehicle collision (MVC) occurrences entered into Niche (UCR code 8521). MVCs are NOT sourced from the eCRS application for this report.
- Only the primary violation is counted within an occurrence.
- Time standards displayed are for the 2021 billing period.

Note to Municipalities:

- Data contained within this report is dynamic in nature and numbers will change over time as the Ontario Provincial Police continues to investigate and solve crime.
- This report is NOT to be used for crime trend analysis as not all occurrences are included.
- Data groupings within this report do not match traditional crime groupings seen in other public reports such as the OPP Police Services Board reports or Statistics Canada reporting.