

Ontario Provincial Police – Huron Detachment



South Huron Police Services Board Report

March 2022

Inspector Jason Younan – Detachment Commander

Traffic Statistics

Offence	FEB 2021	FEB 2022	% Change
Dangerous Operation	0	0	0
Fail To Remain	0	0	0
Impaired/Over 80	0	1	100
MVC Non-Report.	3	6	100
MVC Reportable	9	3	-66.67
Other CC Drive	0	0	0
RIDE	3	2	-33.33
Traffic Complaint	15	10	-33.33
Traffic Enforcement	4	1	-75
Traffic Hazard	6	7	16.67
Total UCR Violations	33	25	-24.24

	E-Ticket	E-Warn
February 2022	20	2

Focused Patrols

Nothing of note – February 2022

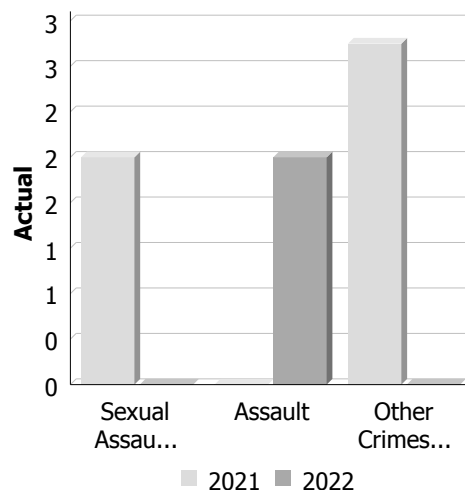
Media

Nothing of note – February 2022

Police Services Board Report for South Huron
Records Management System
February - 2022

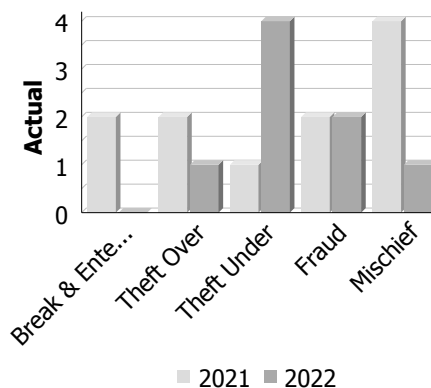
Violent Crime

Actual	February			Year to Date - February		
	2021	2022	% Change	2021	2022	% Change
Murder	0	0	--	0	0	--
Other Offences Causing Death	0	0	--	0	0	--
Attempted Murder	0	0	--	0	0	--
Sexual Assault	2	0	-100.0%	2	1	-50.0%
Assault	0	2	--	5	9	80.0%
Abduction	0	0	--	0	0	--
Robbery	0	0	--	0	0	--
Other Crimes Against a Person	3	0	-100.0%	4	0	-100.0%
Total	5	2	-60.0%	11	10	-9.1%



Property Crime

Actual	February			Year to Date - February		
	2021	2022	% Change	2021	2022	% Change
Arson	0	0	--	0	0	--
Break & Enter	2	0	-100.0%	8	3	-62.5%
Theft Over	2	1	-50.0%	3	2	-33.3%
Theft Under	1	4	300.0%	4	8	100.0%
Have Stolen Goods	0	0	--	0	1	--
Fraud	2	2	0.0%	8	5	-37.5%
Mischief	4	1	-75.0%	5	3	-40.0%
Total	11	8	-27.3%	28	22	-21.4%



Drug Crime

Actual	February			Year to Date - February		
	2021	2022	% Change	2021	2022	% Change
Possession	0	0	--	0	0	--
Trafficking	0	0	--	0	0	--
Importation and Production	0	0	--	0	0	--
Total	0	0	--	0	0	--



Detachment: 6G - HURON

Location code(s): 6G00 - HURON

Area code(s): 6119 - Municipality of South Huron

Data source date:

2022/02/26

Report Generated by:

Younan, Jason

Report Generated on:

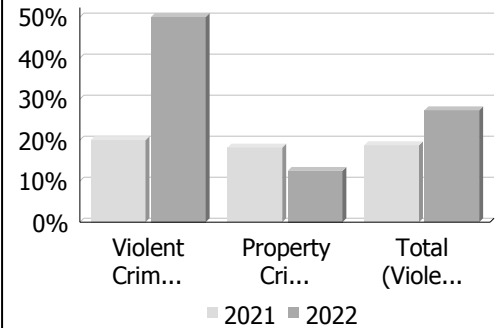
Mar 4, 2022 1:56:56 PM

PP-CSC-Operational Planning-4300

Police Services Board Report for South Huron
Records Management System
February - 2022

Clearance Rate

Clearance Rate	February			Year to Date - February		
	2021	2022	Difference	2021	2022	Difference
Violent Crime	20.0%	50.0%	30.0%	36.4%	50.0%	13.6%
Property Crime	18.2%	12.5%	-5.7%	14.3%	36.4%	22.1%
Drug Crime	--	--	--	--	--	--
Total (Violent, Property & Drug)	18.8%	27.3%	8.5%	20.5%	42.4%	21.9%



Data contained within this report is dynamic in nature and numbers will change over time as the Ontario Provincial Police continue to investigate and solve crime.

Data Utilized

- Major Crimes
- Niche RMS All Offence Level Business Intelligence Cube

Detachment: 6G - HURON

Location code(s): 6G00 - HURON

Area code(s): 6119 - Municipality of South Huron

Data source date:

2022/02/26

Report Generated by:

Younan, Jason

Report Generated on:

Mar 4, 2022 1:56:56 PM

PP-CSC-Operational Planning-4300



Calls For Service (CFS) Billing Summary Report

Municipality of South Huron February - 2022

Billing Categories (Billing categories below do not match traditional crime groupings)		2022				2021			
		February	Year to Date	Time Standard	Year To Date Weighted Hours	February	Year to Date	Time Standard	Year To Date Weighted Hours
Violent Criminal Code	Sexual Assault	0	1	16.1	16.1	1	3	16.1	48.3
	Invitation to Sexual Touching	0	0		0.0	1	1	16.1	16.1
	Assault With Weapon or Causing Bodily Harm-Level 2	1	4	16.1	64.4	0	3	16.1	48.3
	Assault-Level 1	2	6	16.1	96.6	0	2	16.1	32.2
	Criminal Harassment	0	0		0.0	1	2	16.1	32.2
	Utter Threats -Master code	0	0		0.0	0	1	16.1	16.1
	Utter Threats to Person	0	0		0.0	2	2	16.1	32.2
	Total	3	11	16.1	177.1	5	14	16.1	225.4
Property Crime Violations	Break & Enter	0	3	6.5	19.5	2	8	6.5	52.0
	Theft Over - Trailers	1	1	6.5	6.5	0	0		0.0
	Theft FROM Motor Vehicle Over \$5,000	0	0		0.0	0	1	6.5	6.5
	Theft of Motor Vehicle	0	1	6.5	6.5	1	2	6.5	13.0
	Theft of - Snow Vehicles	0	0		0.0	1	1	6.5	6.5
	Theft Under -master code	1	1	6.5	6.5	0	0		0.0
	Theft under - Other Theft	0	2	6.5	13.0	0	2	6.5	13.0
	Theft FROM Motor Vehicle Under \$5,000	0	0		0.0	1	2	6.5	13.0
	Theft Under \$5,000 [SHOPLIFTING]	3	5	6.5	32.5	0	0		0.0
	Possession of Stolen Goods under \$5,000	0	1	6.5	6.5	0	0		0.0
	Fraud -Master code	1	1	6.5	6.5	1	3	6.5	19.5
	Fraud - Steal/Forge/Poss./Use Credit Card	0	0		0.0	0	1	6.5	6.5
	Fraud - False Pretence <= \$5,000	1	1	6.5	6.5	0	0		0.0
	Fraud -Money/property/ security > \$5,000	0	0		0.0	0	1	6.5	6.5
	Fraud -Money/property/ security <= \$5,000	0	1	6.5	6.5	0	2	6.5	13.0
	Fraud - Transportation	0	1	6.5	6.5	0	0		0.0
	Fraud - Welfare benefits	0	0		0.0	0	1	6.5	6.5
	Fraud - Other	0	1	6.5	6.5	0	0		0.0
	Personation with Intent (fraud)	0	0		0.0	1	1	6.5	6.5
	Mischief - master code	1	2	6.5	13.0	4	5	6.5	32.5



Calls For Service (CFS) Billing Summary Report

Municipality of South Huron February - 2022

Billing Categories (Billing categories below do not match traditional crime groupings)		2022				2021			
		February	Year to Date	Time Standard	Year To Date Weighted Hours	February	Year to Date	Time Standard	Year To Date Weighted Hours
Property Crime Violations	Interfere with lawful use, enjoyment of property	0	1	6.5	6.5	0	0		0.0
	Property Damage	0	0		0.0	1	1	6.5	6.5
	Total	8	22	6.5	143.0	12	31	6.5	201.5
Other Criminal Code Violations (Excluding traffic)	Possess Firearm while prohibited	0	0		0.0	1	1	7.7	7.7
	Bail Violations - Fail To Comply	2	4	7.7	30.8	4	8	7.7	61.6
	Bail Violations - Recognizance	0	0		0.0	1	1	7.7	7.7
	Public mischief - mislead peace officer	0	1	7.7	7.7	0	0		0.0
	Libel - Defamatory	0	0		0.0	0	1	7.7	7.7
	Total	2	5	7.7	38.5	6	11	7.7	84.7
Drugs	Trafficking ð Opioid (other than heroin)	0	0		0.0	1	1	55.1	55.1
	Total	0	0		0.0	1	1	55.1	55.1
Statutes & Acts	Landlord/Tenant	0	1	3.4	3.4	1	6	3.4	20.4
	Mental Health Act	5	9	3.4	30.6	4	8	3.4	27.2
	Mental Health Act - No contact with Police	1	1	3.4	3.4	0	0		0.0
	Mental Health Act - Attempt Suicide	0	0		0.0	1	1	3.4	3.4
	Mental Health Act - Threat of Suicide	2	3	3.4	10.2	3	5	3.4	17.0
	Mental Health Act - Voluntary Transport	1	1	3.4	3.4	0	3	3.4	10.2
	Mental Health Act - Apprehension	1	2	3.4	6.8	2	4	3.4	13.6
	Trespass To Property Act	0	1	3.4	3.4	6	7	3.4	23.8
	Total	10	18	3.4	61.2	17	34	3.4	115.6
Operational	Animal Bite	0	0		0.0	1	1	3.7	3.7
	Animal Stray	2	2	3.7	7.4	0	0		0.0
	Animal Injured	0	2	3.7	7.4	0	1	3.7	3.7
	Animal - Other	0	1	3.7	3.7	0	0		0.0
	Animal - Dog Owners Liability Act	0	0		0.0	0	1	3.7	3.7
	Domestic Disturbance	9	18	3.7	66.6	3	6	3.7	22.2
	Suspicious Person	7	12	3.7	44.4	8	16	3.7	59.2
	Phone -Nuisance - No Charges Laid	0	0		0.0	2	2	3.7	7.4
	Fire - Building	0	1	3.7	3.7	0	1	3.7	3.7



Calls For Service (CFS) Billing Summary Report

Municipality of South Huron February - 2022

Billing Categories (Billing categories below do not match traditional crime groupings)		2022				2021			
		February	Year to Date	Time Standard	Year To Date Weighted Hours	February	Year to Date	Time Standard	Year To Date Weighted Hours
Operational	Insecure Condition - Master code	0	0		0.0	1	1	3.7	3.7
	Missing Person 12 & older	0	1	3.7	3.7	0	0		0.0
	Missing Person Located 12 & older	1	3	3.7	11.1	0	0		0.0
	Noise Complaint - Master code	1	3	3.7	11.1	1	1	3.7	3.7
	Accident - non-MVC - Master code	0	0		0.0	0	1	3.7	3.7
	Found Property -Master code	0	3	3.7	11.1	4	6	3.7	22.2
	Lost Property -Master code	0	1	3.7	3.7	0	0		0.0
	Lost License Plate	1	1	3.7	3.7	0	1	3.7	3.7
	Sudden Death - Natural Causes	2	3	3.7	11.1	1	3	3.7	11.1
	Sudden Death - Others	2	2	3.7	7.4	0	0		0.0
	Suspicious Vehicle	2	5	3.7	18.5	1	4	3.7	14.8
	Trouble with Youth	0	0		0.0	1	2	3.7	7.4
	Vehicle Recovered - Automobile	0	1	3.7	3.7	1	1	3.7	3.7
	Unwanted Persons	3	7	3.7	25.9	3	5	3.7	18.5
	Neighbour Dispute	5	6	3.7	22.2	0	3	3.7	11.1
	Bomb Threat	0	0		0.0	0	1	3.7	3.7
	By-Law -Master code	0	1	3.7	3.7	1	1	3.7	3.7
	Other Municipal By-Laws	0	0		0.0	1	3	3.7	11.1
	Traffic By-Law	0	1	3.7	3.7	0	0		0.0
	Assist Fire Department	0	2	3.7	7.4	1	1	3.7	3.7
	Assist Public	4	19	3.7	70.3	8	22	3.7	81.4
	Distressed/Overdue Motorist	1	1	3.7	3.7	1	1	3.7	3.7
	Family Dispute	3	6	3.7	22.2	5	8	3.7	29.6
	Protest - Demonstration	1	1	3.7	3.7	0	0		0.0
	Total	44	103	3.7	381.1	44	93	3.7	344.1
Operational2	False Holdup Alarm-Accidental Trip	0	0		0.0	1	1	1.3	1.3
	False Alarm -Others	11	22	1.3	28.6	10	11	1.3	14.3
	Keep the Peace	1	3	1.3	3.9	1	3	1.3	3.9
	911 call / 911 hang up	1	3	1.3	3.9	0	4	1.3	5.2
	911 call - Dropped Cell	1	5	1.3	6.5	1	2	1.3	2.6
	Total	14	33	1.3	42.9	13	21	1.3	27.3



Calls For Service (CFS) Billing Summary Report

Municipality of South Huron February - 2022

Billing Categories (Billing categories below do not match traditional crime groupings)		2022				2021			
		February	Year to Date	Time Standard	Year To Date Weighted Hours	February	Year to Date	Time Standard	Year To Date Weighted Hours
Traffic	MVC (MOTOR VEHICLE COLLISION) -Master code	0	1	3.5	3.5	0	0		0.0
	MVC - Personal Injury (MOTOR VEHICLE COLLISION)	1	1	3.5	3.5	2	3	3.5	10.5
	MVC - Prop. Dam. Non Reportable	5	10	3.5	35.0	3	8	3.5	28.0
	MVC - Prop. Dam. Reportable (MOTOR VEHICLE COLLISION)	2	9	3.5	31.5	4	10	3.5	35.0
	MVC - Prop. Dam. Failed to Remain (MOTOR VEHICLE COLLISION)	0	1	3.5	3.5	0	1	3.5	3.5
	MVC - Others (MOTOR VEHICLE COLLISION)	0	0		0.0	1	1	3.5	3.5
	Total	8	22	3.5	77.0	10	23	3.5	80.5
Total		89	214		920.8	108	228		1,134.2

Note to Detachment Commanders:

- The content of each report is to be shared by the Detachment Commander only with the municipality for which it was generated. The municipality may treat this as a public document and distribute it as they wish.
- All data is sourced from the Niche RMS application. Included are 'reported' occurrences (actuals and unfounded occurrences) for 'billable' occurrences ONLY. Data is refreshed on a weekly basis.
- The Traffic category includes motor vehicle collision (MVC) occurrences entered into Niche (UCR code 8521). MVCs are NOT sourced from the eCRS application for this report.
- Only the primary violation is counted within an occurrence.
- Time standards displayed are for the 2021 billing period.

Note to Municipalities:

- Data contained within this report is dynamic in nature and numbers will change over time as the Ontario Provincial Police continues to investigate and solve crime.
- This report is NOT to be used for crime trend analysis as not all occurrences are included.
- Data groupings within this report do not match traditional crime groupings seen in other public reports such as the OPP Police Services Board reports or Statistics Canada reporting.