

Ontario Provincial Police – Huron Detachment



South Huron Police Services Board Report

April 2022

Inspector Jason Younan – Detachment Commander

Traffic Statistics

Offence	Mar 2021	Mar 2022	% Change
Traffic Complaint	22	13	-40.91
MVC Reportable	4	13	225
Traffic Hazard	6	10	66.67
RIDE	5	9	80
MVC Non-Report.	2	5	150
Traffic Enforcement	0	3	300
Dangerous Operation	0	1	100
Fail To Remain	0	1	100
Impaired/Over 80	0	1	100
Other CC Drive	0	0	0
Total UCR Violations	36	45	25

	E-Ticket	E-Warn
February 2022	48	29

Focused Patrols

Nothing of note – March 2022

Community Safety-Well Being Plan – Huron OPP Engagement:

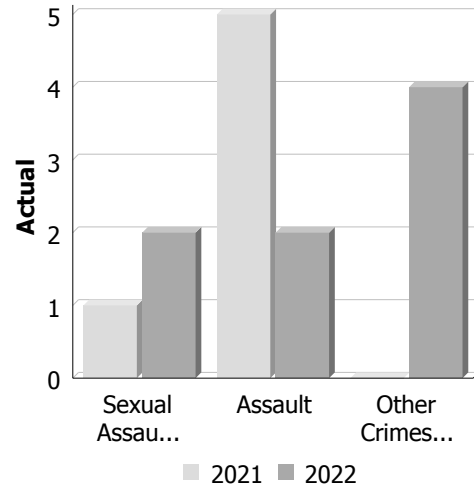
PRIORITY AREA	CLASSIFICATION	POLICE ACTION TAKEN	SUPPORTING STATISTICS
Mental Health and Addictions	Incident Response Risk Intervention	Mobile Crisis Rapid Response Team Increase in OPP Officers 1 to 2 Members	Mental Health Calls for Service 2019-614 (179 – SH) 2020-790 (173 – SH) 2021-739 (130 – SH)
Housing Stability and Homelessness	Incident Response Risk Intervention	Homelessness Task Force - County of Huron	Homelessness CFS 2019-16 (5 – SH) 2020-14 (0 – SH) 2021-59 (15 – SH) 2022-20 (11 Mar 22)
Housing Stability and Homelessness	Risk Intervention Prevention	Encampment Protocol – County of Huron	Homelessness CFS 2019-16 2020-14 2021-59 2022-20 (11 Mar 22)
Mental Health and Addictions	Social Development Risk Intervention Incident Response	Huron & Perth Drug Strategy- Quarterly Reporting Substance Use Police Officer Naloxone Program	Opioid Deaths 2019 – 0 (0- SH) 2020 – 7 (2 – SH) 2021 – 8 (0 – SH) Opioid Overdoses 2019 – 16 (8 – SH) 2020 -15 (4 – SH) 2021-19 (2 – SH) Naloxone Administrations
Community Security	Incident Response	Police-School Protocol & VTRA	
Housing Stability and Homelessness	Prevention	Police-Staff Protocol – Out of the Cold	
Domestic and Family Violence	Incident Response	Partnership with Victim Services	Victim Services Referrals 2019 – 674 (108 – SH) 2020 – 960 (171 – SH) 2021 – 1011 (166)
Domestic and Family Violence	Incident Response	UFIP – Trauma Informed Approach Domestic Violence Follow-Up DART Committee HART Committee	Domestic Disturbances 2019-630 (97-SH) 2020 – 659 (99-SH) 202-618 (101-SH)

		Crime Abatement Program	Family Dispute 2019 – 311 (55-SH) 2020 – 367 (61-SH) 2021 – 316 (57-SH) Assault Incidents (Level 1, 2, 3) 2019 – 343 (56-SH) 2020 -310 (49-SH) 2021 -302 – (52-SH)
Community Security	Prevention Incident Response	Break/Enter Response: Crime Prevention Through Environmental Design (CPTED)	CPTED 2019-52 (11 – SH) 2020-27 (7 – SH) 2021-64 (21 – SH) Break and Enter 2019-311 (65-SH) 2020-264 (51-SH) 2021-263 (54-SH)
Mental Health and Addictions	Prevention Incident Response Risk Intervention	Project Lifesaver – Huron County	
Mental Health and Addictions	Social Development	Mental Health Court – Huron County	
Community Security	Risk Intervention	Huron-Perth Situation Table	2022 (2) - Referrals
Community Security	Prevention	Fraud Prevention Presentations	Community Safety Officer (7) Presentations for Anti-Fraud Public Education
Community Security	Risk Intervention Incident Response	Impaired Driving - RIDE	Impaired Driving 2019 – 67 2020 – 91 2021 – 107 RIDE 2019-681 (102-SH) 2020 - 511 (80-SH) 2021 – 690 (83-SH)

Police Services Board Report for South Huron
Records Management System
March - 2022

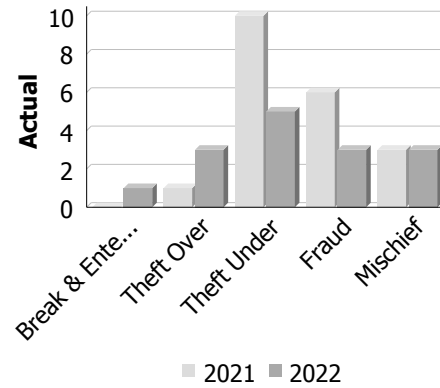
Violent Crime

Actual	March			Year to Date - March		
	2021	2022	% Change	2021	2022	% Change
Murder	0	0	--	0	0	--
Other Offences Causing Death	0	0	--	0	0	--
Attempted Murder	0	0	--	0	0	--
Sexual Assault	1	2	100.0%	3	4	33.3%
Assault	5	2	-60.0%	10	10	0.0%
Abduction	0	0	--	0	0	--
Robbery	0	0	--	0	0	--
Other Crimes Against a Person	0	4	--	4	6	50.0%
Total	6	8	33.3%	17	20	17.6%



Property Crime

Actual	March			Year to Date - March		
	2021	2022	% Change	2021	2022	% Change
Arson	0	0	--	0	0	--
Break & Enter	0	1	--	8	5	-37.5%
Theft Over	1	3	200.0%	4	5	25.0%
Theft Under	10	5	-50.0%	14	14	0.0%
Have Stolen Goods	0	0	--	0	1	--
Fraud	6	3	-50.0%	14	8	-42.9%
Mischief	3	3	0.0%	8	7	-12.5%
Total	20	15	-25.0%	48	40	-16.7%



Drug Crime

Actual	March			Year to Date - March		
	2021	2022	% Change	2021	2022	% Change
Possession	0	0	--	0	0	--
Trafficking	0	0	--	0	0	--
Importation and Production	0	0	--	0	0	--
Total	0	0	--	0	0	--



Detachment: 6G - HURON

Location code(s): 6G00 - HURON

Area code(s): 6119 - Municipality of South Huron

Data source date:

2022/04/02

Report Generated by:

Younan, Jason

Report Generated on:

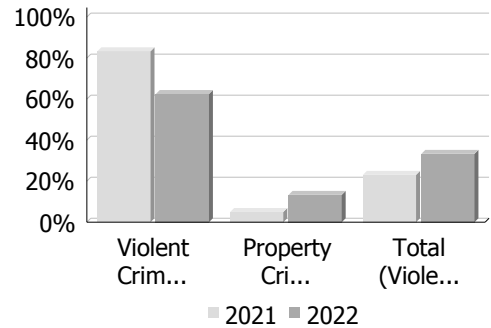
Apr 5, 2022 2:25:33 PM

PP-CSC-Operational Planning-4300

Police Services Board Report for South Huron
Records Management System
March - 2022

Clearance Rate

Clearance Rate	March			Year to Date - March		
	2021	2022	Difference	2021	2022	Difference
Violent Crime	83.3%	62.5%	-20.8%	52.9%	60.0%	7.1%
Property Crime	5.0%	13.3%	8.3%	10.4%	25.0%	14.6%
Drug Crime	--	--	--	--	--	--
Total (Violent, Property & Drug)	23.1%	33.3%	10.2%	21.5%	38.7%	17.2%



Data contained within this report is dynamic in nature and numbers will change over time as the Ontario Provincial Police continue to investigate and solve crime.

Data Utilized

- Major Crimes
- Niche RMS All Offence Level Business Intelligence Cube

Detachment: 6G - HURON

Location code(s): 6G00 - HURON

Area code(s): 6119 - Municipality of South Huron

Data source date:
2022/04/02

Report Generated by:
Younan, Jason

Report Generated on:
Apr 5, 2022 2:25:33 PM
PP-CSC-Operational Planning-4300



Calls For Service (CFS) Billing Summary Report

Municipality of South Huron March - 2022

Billing Categories (Billing categories below do not match traditional crime groupings)		2022				2021			
		March	Year to Date	Time Standard	Year To Date Weighted Hours	March	Year to Date	Time Standard	Year To Date Weighted Hours
Violent Criminal Code	Sexual Assault	0	1	16.1	16.1	1	4	16.1	64.4
	Invitation to Sexual Touching	0	0		0.0	0	1	16.1	16.1
	Assault With Weapon or Causing Bodily Harm-Level 2	0	4	16.1	64.4	0	3	16.1	48.3
	Assault-Level 1	0	6	16.1	96.6	5	7	16.1	112.7
	Criminal Harassment	0	0		0.0	0	2	16.1	32.2
	Utter Threats -Master code	0	0		0.0	0	1	16.1	16.1
	Utter Threats to Person	0	0		0.0	0	2	16.1	32.2
	Total	0	11	16.1	177.1	6	20	16.1	322.0
Property Crime Violations	Break & Enter	0	3	6.5	19.5	0	8	6.5	52.0
	Theft Over - Trailers	0	1	6.5	6.5	0	0		0.0
	Theft FROM Motor Vehicle Over \$5,000	0	0		0.0	0	1	6.5	6.5
	Theft of Motor Vehicle	0	1	6.5	6.5	0	2	6.5	13.0
	Theft of - Snow Vehicles	0	0		0.0	0	1	6.5	6.5
	Theft of - Construction Vehicles	0	0		0.0	1	1	6.5	6.5
	Theft Under -master code	0	1	6.5	6.5	1	1	6.5	6.5
	Theft under - Trailers	0	0		0.0	1	1	6.5	6.5
	Theft under - Other Theft	0	2	6.5	13.0	3	5	6.5	32.5
	Theft Under - Gasoline Drive-off	0	0		0.0	1	1	6.5	6.5
	Theft FROM Motor Vehicle Under \$5,000	0	0		0.0	5	7	6.5	45.5
	Theft Under \$5,000 [SHOPLIFTING]	0	5	6.5	32.5	0	0		0.0
	Possession of Stolen Goods under \$5,000	0	1	6.5	6.5	0	0		0.0
	Fraud -Master code	0	1	6.5	6.5	1	4	6.5	26.0
	Fraud - Steal/Forge/Poss./Use Credit Card	0	0		0.0	1	2	6.5	13.0
	Fraud - False Pretence < = \$5,000	0	1	6.5	6.5	0	0		0.0
	Fraud -Money/property/ security > \$5,000	0	0		0.0	1	2	6.5	13.0
	Fraud -Money/property/ security <= \$5,000	0	1	6.5	6.5	1	3	6.5	19.5
	Fraud - Transportation	0	1	6.5	6.5	0	0		0.0
	Fraud - Welfare benefits	0	0		0.0	0	1	6.5	6.5
	Fraud - Other	0	1	6.5	6.5	1	1	6.5	6.5
	Personation with Intent (fraud)	0	0		0.0	0	1	6.5	6.5



Calls For Service (CFS) Billing Summary Report

Municipality of South Huron March - 2022

Billing Categories <i>(Billing categories below do not match traditional crime groupings)</i>		2022				2021			
		March	Year to Date	Time Standard	Year To Date Weighted Hours	March	Year to Date	Time Standard	Year To Date Weighted Hours
Property Crime Violations	Fraud - False Pretence > \$5,000	0	0		0.0	1	1	6.5	6.5
	Mischief - master code	0	2	6.5	13.0	3	8	6.5	52.0
	Interfere with lawful use, enjoyment of property	0	1	6.5	6.5	0	0		0.0
	Property Damage	0	0		0.0	0	1	6.5	6.5
	Total	0	22	6.5	143.0	21	52	6.5	338.0
Other Criminal Code Violations (Excluding traffic)	Possess Firearm while prohibited	0	0		0.0	0	1	7.7	7.7
	Bail Violations - Fail To Comply	0	4	7.7	30.8	2	10	7.7	77.0
	Bail Violations - Recognizance	0	0		0.0	0	1	7.7	7.7
	Disturb the Peace	0	0		0.0	1	1	7.7	7.7
	Breach of Probation	0	0		0.0	1	1	7.7	7.7
	Public mischief - mislead peace officer	0	1	7.7	7.7	0	0		0.0
	Libel - Defamatory	0	0		0.0	0	1	7.7	7.7
	Total	0	5	7.7	38.5	4	15	7.7	115.5
Drug Possession	Drug related occurrence	0	0		0.0	1	1	7.0	7.0
	Total	0	0		0.0	1	1	7.0	7.0
Drugs	Trafficking û Opioid (other than heroin)	0	0		0.0	0	1	55.1	55.1
	Total	0	0		0.0	0	1	55.1	55.1
Statutes & Acts	Landlord/Tenant	0	1	3.4	3.4	0	6	3.4	20.4
	Mental Health Act	0	9	3.4	30.6	10	18	3.4	61.2
	Mental Health Act - No contact with Police	0	1	3.4	3.4	0	0		0.0
	Mental Health Act - Attempt Suicide	0	0		0.0	2	3	3.4	10.2
	Mental Health Act - Threat of Suicide	0	3	3.4	10.2	1	6	3.4	20.4
	Mental Health Act - Voluntary Transport	0	1	3.4	3.4	1	4	3.4	13.6
	Mental Health Act - Placed on Form	0	0		0.0	2	2	3.4	6.8
	Mental Health Act - Apprehension	0	2	3.4	6.8	1	5	3.4	17.0
	Trespass To Property Act	0	1	3.4	3.4	4	11	3.4	37.4
	Total	0	18	3.4	61.2	21	55	3.4	187.0
Operational	Animal Bite	0	0		0.0	0	1	3.7	3.7
	Animal Stray	0	2	3.7	7.4	0	0		0.0
	Animal Injured	0	2	3.7	7.4	0	1	3.7	3.7
	Animal - Other	0	1	3.7	3.7	0	0		0.0



Calls For Service (CFS) Billing Summary Report

Municipality of South Huron March - 2022

Billing Categories (Billing categories below do not match traditional crime groupings)		2022				2021			
		March	Year to Date	Time Standard	Year To Date Weighted Hours	March	Year to Date	Time Standard	Year To Date Weighted Hours
Operational	Animal - Dog Owners Liability Act	0	0		0.0	0	1	3.7	3.7
	Domestic Disturbance	0	18	3.7	66.6	7	13	3.7	48.1
	Suspicious Person	0	12	3.7	44.4	11	27	3.7	99.9
	Phone -Nuisance - No Charges Laid	0	0		0.0	0	2	3.7	7.4
	Fire - Building	0	1	3.7	3.7	1	2	3.7	7.4
	Fire - Vehicle	0	0		0.0	1	1	3.7	3.7
	Insecure Condition -Master code	0	0		0.0	0	1	3.7	3.7
	Missing Person 12 & older	0	1	3.7	3.7	0	0		0.0
	Missing Person Located 12 & older	0	3	3.7	11.1	0	0		0.0
	Noise Complaint -Master code	0	3	3.7	11.1	4	5	3.7	18.5
	Accident - non-MVC - Master code	0	0		0.0	0	1	3.7	3.7
	Found Property -Master code	0	3	3.7	11.1	3	9	3.7	33.3
	Found-Household Property	0	0		0.0	1	1	3.7	3.7
	Found-Others	0	0		0.0	1	1	3.7	3.7
	Lost Property -Master code	0	1	3.7	3.7	2	2	3.7	7.4
	Lost License Plate	0	1	3.7	3.7	0	1	3.7	3.7
	Lost-Others	0	0		0.0	1	1	3.7	3.7
	Sudden Death - Natural Causes	0	3	3.7	11.1	1	4	3.7	14.8
	Sudden Death - Others	0	2	3.7	7.4	0	0		0.0
	Suspicious Vehicle	0	5	3.7	18.5	2	6	3.7	22.2
	Trouble with Youth	0	0		0.0	3	5	3.7	18.5
	Vehicle Recovered - Automobile	0	1	3.7	3.7	0	1	3.7	3.7
	Unwanted Persons	0	7	3.7	25.9	4	9	3.7	33.3
	Neighbour Dispute	0	6	3.7	22.2	3	6	3.7	22.2
	Bomb Threat	0	0		0.0	0	1	3.7	3.7
	By-Law -Master code	0	1	3.7	3.7	0	1	3.7	3.7
	Other Municipal By-Laws	0	0		0.0	1	4	3.7	14.8
	Traffic By-Law	0	1	3.7	3.7	0	0		0.0
	Assist Fire Department	0	2	3.7	7.4	2	3	3.7	11.1
	Assist Public	0	19	3.7	70.3	5	27	3.7	99.9
	Distressed/Overdue Motorist	0	1	3.7	3.7	0	1	3.7	3.7
	Family Dispute	0	6	3.7	22.2	5	13	3.7	48.1
	Protest - Demonstration	0	1	3.7	3.7	0	0		0.0



Calls For Service (CFS) Billing Summary Report

Municipality of South Huron March - 2022

Billing Categories (Billing categories below do not match traditional crime groupings)		2022				2021			
		March	Year to Date	Time Standard	Year To Date Weighted Hours	March	Year to Date	Time Standard	Year To Date Weighted Hours
Operational	Total	0	103	3.7	381.1	58	151	3.7	558.7
Operational2	False Holdup Alarm-Accidental Trip	0	0		0.0	0	1	1.3	1.3
	False Alarm -Others	0	22	1.3	28.6	8	19	1.3	24.7
	Keep the Peace	0	3	1.3	3.9	3	6	1.3	7.8
	911 call / 911 hang up	0	3	1.3	3.9	4	8	1.3	10.4
	911 call - Dropped Cell	0	5	1.3	6.5	2	4	1.3	5.2
	Total	0	33	1.3	42.9	17	38	1.3	49.4
Traffic	MVC (MOTOR VEHICLE COLLISION) -Master code	0	1	3.5	3.5	0	0		0.0
	MVC - Personal Injury (MOTOR VEHICLE COLLISION)	0	1	3.5	3.5	0	3	3.5	10.5
	MVC - Prop. Dam. Non Reportable	0	10	3.5	35.0	2	10	3.5	35.0
	MVC - Prop. Dam. Reportable (MOTOR VEHICLE COLLISION)	0	9	3.5	31.5	4	14	3.5	49.0
	MVC - Prop. Dam. Failed to Remain (MOTOR VEHICLE COLLISION)	0	1	3.5	3.5	0	1	3.5	3.5
	MVC - Others (MOTOR VEHICLE COLLISION)	0	0		0.0	0	1	3.5	3.5
Total		0	22	3.5	77.0	6	29	3.5	101.5
Total		0	214		920.8	134	362		1,734.2

Note to Detachment Commanders:

- The content of each report is to be shared by the Detachment Commander only with the municipality for which it was generated. The municipality may treat this as a public document and distribute it as they wish.
- All data is sourced from the Niche RMS application. Included are 'reported' occurrences (actuals and unfounded occurrences) for 'billable' occurrences ONLY. Data is refreshed on a weekly basis.
- The Traffic category includes motor vehicle collision (MVC) occurrences entered into Niche (UCR code 8521). MVCs are NOT sourced from the eCRS application for this report.
- Only the primary violation is counted within an occurrence.
- Time standards displayed are for the 2021 billing period.

Note to Municipalities:

- Data contained within this report is dynamic in nature and numbers will change over time as the Ontario Provincial Police continues to investigate and solve crime.
- This report is NOT to be used for crime trend analysis as not all occurrences are included.
- Data groupings within this report do not match traditional crime groupings seen in other public reports such as the OPP Police Services Board reports or Statistics Canada reporting.