

Ontario Provincial Police – Huron Detachment



South Huron Police Services Board Report

June 2022

A/Inspector Ryan Olmstead – Detachment Commander

Traffic Statistics

Offence	May 2021	May 2022	% Change	Average
Traffic Complaint	94	85	-9.57	89.5
Traffic Hazard	7	15	114.29	11
MVC Reportable	6	7	16.67	6.5
Traffic Enforcement	5	7	40	6
RIDE	2	7	250	4.5
MVC Non-Report.	0	2	200	1
Dangerous Operation	1	0	-100	0.5
Impaired/Over 80	1	0	-100	0.5
Fail To Remain	0	0	0	0
Other CC Drive	0	0	0	0

	E-Ticket	E-Warn
May 2022	99	27

Canada Road Safety Week

Huron County OPP participated in Canada Road Safety Week from May 17 – 23. Huron County OPP members conducted an extremely high volume of proactive enforcement leading all detachments in West Region in traffic enforcement. Officers issued charges for the following violations:

- Speeding – 267
- Seatbelt – 16
- Distracted Driving – 1
- Impaired Driving – 6
- Stunt Driving – 2
- Other Moving Violations – 63

Focused Patrols

May 2022 – Huron County OPP created a directed patrol for skate parks and playground areas within Huron County. During the month of May, Huron County OPP officers conducted several hours of foot patrol at these locations including the skate park and playground area in the Municipality of South Huron. Officers engaged with local youth in conversation which has had very positive results and feedback.

Media Releases

ASSAULT PEACE OFFICER & RESIST ARREST CHARGES LAID

(SOUTH HURON, ON) – Huron County Ontario Provincial Police (OPP) has charged a South Huron resident with three criminal charges following an incident that took place in Exeter last weekend.

Shortly after 1:00 p.m. on Friday, May 6, 2022 Huron OPP officers responded to an Anne Street residence to help remove an individual from the premise as he was no longer welcome. Upon arrival the irate man began yelling, screaming and causing a disturbance in the middle of the road.

When the officer attempted to arrest the accused the man resisted and assaulted the officer.

Kyle GORDON, 27 years of age from South Huron has been charged with: Causing a Disturbance, Resist Peace Officer and Assault a Peace Officer. The accused has since been released from custody with a court appearance scheduled for May 30, 2022 at the Ontario Court of Justice – Goderich.

RACER STOPPED NEAR GRAND BEND

(SOUTH HURON, ON) – A resident of London has been charged with Sunt Driving following a traffic stop that took place last weekend just north of Grand Bend.

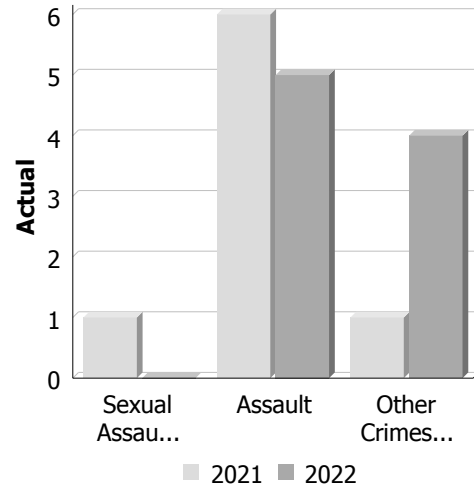
On Saturday, May 21, 2022, at approximately 7:20 p.m. a Huron County Ontario Provincial Police (OPP) officer was conducting RADAR patrol on Bluewater Veteran's Highway when he observed a sport utility vehicle travelling northbound into Grand Bend at a high rate of speed. A speed measurement was taken and the vehicle was found to be travelling more than 70 km/h over the posted 50 km/h zone.

A traffic stop was conducted and the driver was subsequently charged. Jordan D'INTINO, 19 years of age from London has been charged with Race a Motor Vehicle – Excessive Speed. The defendant now must attend Provincial Offences Act court in Goderich to answer to the charge.

Police Services Board Report for South Huron
Records Management System
May - 2022

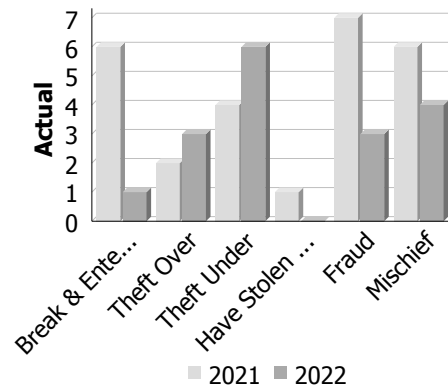
Violent Crime

Actual	May			Year to Date - May		
	2021	2022	% Change	2021	2022	% Change
Murder	0	0	--	0	0	--
Other Offences Causing Death	0	0	--	0	0	--
Attempted Murder	0	0	--	0	0	--
Sexual Assault	1	0	-100.0%	5	4	-20.0%
Assault	6	5	-16.7%	21	17	-19.0%
Abduction	0	0	--	0	0	--
Robbery	0	0	--	0	0	--
Other Crimes Against a Person	1	4	300.0%	5	14	180.0%
Total	8	9	12.5%	31	35	12.9%



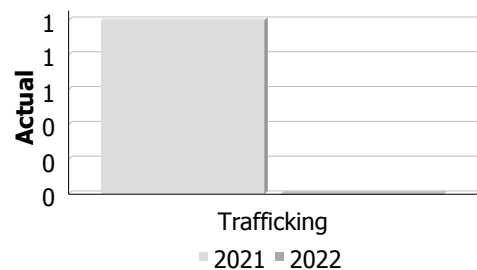
Property Crime

Actual	May			Year to Date - May		
	2021	2022	% Change	2021	2022	% Change
Arson	0	0	--	0	0	--
Break & Enter	6	1	-83.3%	15	9	-40.0%
Theft Over	2	3	50.0%	6	10	66.7%
Theft Under	4	6	50.0%	22	30	36.4%
Have Stolen Goods	1	0	-100.0%	1	2	100.0%
Fraud	7	3	-57.1%	23	18	-21.7%
Mischief	6	4	-33.3%	14	18	28.6%
Total	26	17	-34.6%	81	87	7.4%



Drug Crime

Actual	May			Year to Date - May		
	2021	2022	% Change	2021	2022	% Change
Possession	0	0	--	0	0	--
Trafficking	1	0	-100.0%	1	0	-100.0%
Importation and Production	0	0	--	0	0	--
Total	1	0	-100.0%	1	0	-100.0%



Detachment: 6G - HURON

Location code(s): 6G00 - HURON

Area code(s): 6119 - Municipality of South Huron

Data source date:

2022/05/28

Report Generated by:

Olmstead, Ryan

Report Generated on:

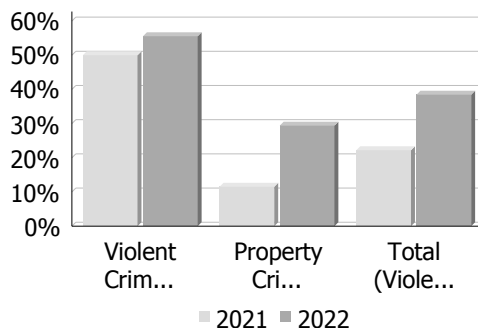
Jun 1, 2022 10:32:21 AM

PP-CSC-Operational Planning-4300

Police Services Board Report for South Huron
Records Management System
May - 2022

Clearance Rate

Clearance Rate	May			Year to Date - May		
	2021	2022	Difference	2021	2022	Difference
Violent Crime	50.0%	55.6%	5.6%	54.8%	62.9%	8.0%
Property Crime	11.5%	29.4%	17.9%	9.9%	23.0%	13.1%
Drug Crime	0.0%	--	--	0.0%	--	--
Total (Violent, Property & Drug)	22.2%	38.5%	16.2%	22.8%	36.0%	13.2%



Data contained within this report is dynamic in nature and numbers will change over time as the Ontario Provincial Police continue to investigate and solve crime.

Data Utilized

- Major Crimes
- Niche RMS All Offence Level Business Intelligence Cube

Detachment: 6G - HURON

Location code(s): 6G00 - HURON

Area code(s): 6119 - Municipality of South Huron

Data source date:

2022/05/28

Report Generated by:

Olmstead, Ryan

Report Generated on:

Jun 1, 2022 10:32:21 AM

PP-CSC-Operational Planning-4300



Calls For Service (CFS) Billing Summary Report

Municipality of South Huron May - 2022

Billing Categories <i>(Billing categories below do not match traditional crime groupings)</i>		2022				2021			
		May	Year to Date	Time Standard	Year To Date Weighted Hours	May	Year to Date	Time Standard	Year To Date Weighted Hours
Violent Criminal Code	Sexual Assault	1	5	16.1	80.5	0	5	16.1	80.5
	Invitation to Sexual Touching	0	0		0.0	1	2	16.1	32.2
	Assault With Weapon or Causing Bodily Harm-Level 2	1	8	16.1	128.8	1	7	16.1	112.7
	Assault-Level 1	3	11	16.1	177.1	4	13	16.1	209.3
	Assault Peace Officer	1	1	16.1	16.1	0	0		0.0
	Assault Peace Officer w/weapon Bodily Harm	0	0		0.0	1	1	16.1	16.1
	Criminal Harassment	1	6	16.1	96.6	1	3	16.1	48.3
	Criminal Harassment - Offender Unknown	0	2	16.1	32.2	0	0		0.0
	Indecent/Harassing Communications	0	3	16.1	48.3	1	1	16.1	16.1
	Utter Threats -Master code	1	2	16.1	32.2	0	1	16.1	16.1
	Utter Threats to Person	2	3	16.1	48.3	0	2	16.1	32.2
	Total	10	41	16.1	660.1	9	35	16.1	563.5
Property Crime Violations	Break & Enter	1	9	6.5	58.5	6	16	6.5	104.0
	Theft Over -master code	1	1	6.5	6.5	0	0		0.0
	Theft Over - Construction Site	0	1	6.5	6.5	0	0		0.0
	Theft Over - Trailers	1	3	6.5	19.5	0	0		0.0
	Theft Over - Other Theft	1	1	6.5	6.5	0	0		0.0
	Theft FROM Motor Vehicle Over \$5,000	0	0		0.0	1	2	6.5	13.0
	Theft of Motor Vehicle	0	3	6.5	19.5	0	2	6.5	13.0
	Theft of - Trucks	0	0		0.0	2	2	6.5	13.0
	Theft of - Snow Vehicles	0	0		0.0	0	1	6.5	6.5
	Theft of - Construction Vehicles	0	0		0.0	0	1	6.5	6.5
	Theft of - Other Motor Vehicles	0	1	6.5	6.5	0	0		0.0
	Theft Under -master code	1	3	6.5	19.5	1	2	6.5	13.0
	Theft under - Bicycles	0	0		0.0	0	1	6.5	6.5
	Theft under - Trailers	0	0		0.0	0	1	6.5	6.5
	Theft under - Other Theft	4	10	6.5	65.0	1	7	6.5	45.5
	Theft Under - Gasoline Drive-off	1	5	6.5	32.5	1	5	6.5	32.5
	Theft FROM Motor Vehicle Under \$5,000	0	3	6.5	19.5	1	9	6.5	58.5
	Theft Under \$5,000 [SHOPLIFTING]	1	10	6.5	65.0	0	0		0.0
	Possession of Stolen Goods over \$5,000	0	1	6.5	6.5	1	1	6.5	6.5



Calls For Service (CFS) Billing Summary Report

Municipality of South Huron May - 2022

Billing Categories (Billing categories below do not match traditional crime groupings)		2022				2021			
		May	Year to Date	Time Standard	Year To Date Weighted Hours	May	Year to Date	Time Standard	Year To Date Weighted Hours
Property Crime Violations	Possession of Stolen Goods under \$5,000	0	1	6.5	6.5	0	0		0.0
	Fraud -Master code	1	3	6.5	19.5	1	6	6.5	39.0
	Fraud - Steal/Forge/Poss./Use Credit Card	0	2	6.5	13.0	0	2	6.5	13.0
	Fraud - False Pretence < = \$5,000	0	2	6.5	13.0	0	0		0.0
	Fraud -Money/property/ security > \$5,000	1	2	6.5	13.0	2	4	6.5	26.0
	Fraud -Money/property/ security <= \$5,000	0	4	6.5	26.0	1	4	6.5	26.0
	Fraud - Transportation	0	1	6.5	6.5	0	0		0.0
	Fraud - Welfare benefits	0	0		0.0	0	1	6.5	6.5
	Fraud - Other	1	4	6.5	26.0	3	5	6.5	32.5
	Personation with Intent (fraud)	0	0		0.0	0	1	6.5	6.5
	Fraud - False Pretence > \$5,000	0	0		0.0	0	1	6.5	6.5
	Mischief - master code	2	13	6.5	84.5	4	12	6.5	78.0
	Mischief [Graffiti - Non Gang Related]	1	1	6.5	6.5	0	0		0.0
	Interfere with lawful use, enjoyment of property	1	3	6.5	19.5	2	2	6.5	13.0
	Property Damage	0	1	6.5	6.5	0	1	6.5	6.5
	Total	18	88	6.5	572.0	27	89	6.5	578.5
Other Criminal Code Violations (Excluding traffic)	Possess Firearm while prohibited	0	0		0.0	0	1	7.7	7.7
	Offensive Weapons-Other Offensive Weapons	0	0		0.0	1	1	7.7	7.7
	Offensive Weapons-Other Weapons Offences	1	1	7.7	7.7	0	0		0.0
	Bail Violations - Fail To Comply	3	13	7.7	100.1	0	11	7.7	84.7
	Bail Violations - Recognizance	0	1	7.7	7.7	1	2	7.7	15.4
	Disturb the Peace	0	1	7.7	7.7	0	2	7.7	15.4
	Obstruct Public Peace Officer	0	0		0.0	0	1	7.7	7.7
	Breach of Probation	2	6	7.7	46.2	1	2	7.7	15.4
	Public mischief - mislead peace officer	1	4	7.7	30.8	0	0		0.0
	Libel - Defamatory	0	0		0.0	0	1	7.7	7.7
	Total	7	26	7.7	200.2	3	21	7.7	161.7
Drug Possession	Possession û Opioid (other than heroin)	1	2	7.0	14.0	0	0		0.0



Calls For Service (CFS) Billing Summary Report

Municipality of South Huron May - 2022

Billing Categories <i>(Billing categories below do not match traditional crime groupings)</i>		2022				2021			
		May	Year to Date	Time Standard	Year To Date Weighted Hours	May	Year to Date	Time Standard	Year To Date Weighted Hours
Drug Possession	Drug related occurrence	1	2	7.0	14.0	1	2	7.0	14.0
	Total	2	4	7.0	28.0	1	2	7.0	14.0
Drugs	Trafficking Other Controlled Drugs and Substance Act	0	0		0.0	1	1	55.1	55.1
	Trafficking û Opioid (other than heroin)	0	0		0.0	0	1	55.1	55.1
	Total	0	0		0.0	1	2	55.1	110.2
Statutes & Acts	Landlord/Tenant	0	4	3.4	13.6	1	8	3.4	27.2
	Mental Health Act	3	22	3.4	74.8	2	21	3.4	71.4
	Mental Health Act - No contact with Police	0	1	3.4	3.4	1	2	3.4	6.8
	Mental Health Act - Attempt Suicide	1	1	3.4	3.4	1	7	3.4	23.8
	Mental Health Act - Threat of Suicide	2	8	3.4	27.2	1	9	3.4	30.6
	Mental Health Act - Voluntary Transport	0	6	3.4	20.4	1	8	3.4	27.2
	Mental Health Act - Placed on Form	0	0		0.0	0	2	3.4	6.8
	Mental Health Act - Apprehension	2	9	3.4	30.6	1	7	3.4	23.8
	Trespass To Property Act	1	6	3.4	20.4	7	20	3.4	68.0
	Total	9	57	3.4	193.8	15	84	3.4	285.6
Operational	Animal Bite	0	0		0.0	0	1	3.7	3.7
	Animal Stray	0	4	3.7	14.8	0	1	3.7	3.7
	Animal Injured	0	4	3.7	14.8	0	1	3.7	3.7
	Animal - Other	0	1	3.7	3.7	1	1	3.7	3.7
	Animal - Dog Owners Liability Act	0	0		0.0	0	1	3.7	3.7
	Domestic Disturbance	9	37	3.7	136.9	6	25	3.7	92.5
	Suspicious Person	8	41	3.7	151.7	17	53	3.7	196.1
	Phone -Nuisance - No Charges Laid	0	0		0.0	1	3	3.7	11.1
	Phone -Obscene - No Charges Laid	0	1	3.7	3.7	0	0		0.0
	Fire - Building	1	3	3.7	11.1	2	5	3.7	18.5
	Fire - Vehicle	0	0		0.0	0	1	3.7	3.7
	Fire - Other	0	0		0.0	1	1	3.7	3.7
	Insecure Condition -Master code	0	2	3.7	7.4	0	1	3.7	3.7
	Missing Person under 12	0	0		0.0	0	1	3.7	3.7
	Missing Person 12 & older	0	1	3.7	3.7	0	1	3.7	3.7
	Missing Person Located Under 12	1	1	3.7	3.7	0	0		0.0



Calls For Service (CFS) Billing Summary Report

Municipality of South Huron May - 2022

Billing Categories (Billing categories below do not match traditional crime groupings)		2022				2021			
		May	Year to Date	Time Standard	Year To Date Weighted Hours	May	Year to Date	Time Standard	Year To Date Weighted Hours
Operational	Missing Person Located 12 & older	0	3	3.7	11.1	0	1	3.7	3.7
	Noise Complaint -Master code	1	4	3.7	14.8	5	11	3.7	40.7
	Noise Complaint - Residence	0	1	3.7	3.7	1	1	3.7	3.7
	Noise Complaint - Others	0	0		0.0	1	1	3.7	3.7
	Accident - non-MVC -Master code	0	0		0.0	0	1	3.7	3.7
	Found Property -Master code	2	10	3.7	37.0	2	12	3.7	44.4
	Found-Personal Accessories	0	1	3.7	3.7	0	0		0.0
	Found-Household Property	0	0		0.0	0	2	3.7	7.4
	Found-Machinery & Tools	0	0		0.0	0	1	3.7	3.7
	Found-Others	1	1	3.7	3.7	1	2	3.7	7.4
	Lost Property -Master code	0	1	3.7	3.7	0	3	3.7	11.1
	Lost License Plate	1	2	3.7	7.4	0	1	3.7	3.7
	Lost-Personal Accessories	0	1	3.7	3.7	0	0		0.0
	Lost-Others	0	0		0.0	0	1	3.7	3.7
	Sudden Death - Natural Causes	1	8	3.7	29.6	1	5	3.7	18.5
	Sudden Death - Others	0	1	3.7	3.7	0	0		0.0
	Suspicious Vehicle	3	21	3.7	77.7	1	11	3.7	40.7
	Trouble with Youth	1	3	3.7	11.1	4	11	3.7	40.7
	Vehicle Recovered - Automobile	0	1	3.7	3.7	0	1	3.7	3.7
	Vehicle Recovered - Trucks	0	0		0.0	0	1	3.7	3.7
	Unwanted Persons	1	13	3.7	48.1	4	16	3.7	59.2
	Neighbour Dispute	3	13	3.7	48.1	2	11	3.7	40.7
	Bomb Threat	0	0		0.0	0	1	3.7	3.7
	By-Law -Master code	0	1	3.7	3.7	0	1	3.7	3.7
	Other Municipal By-Laws	0	0		0.0	0	4	3.7	14.8
	Traffic By-Law	1	2	3.7	7.4	0	0		0.0
	Assist Fire Department	0	3	3.7	11.1	1	5	3.7	18.5
	Assist Public	18	61	3.7	225.7	15	56	3.7	207.2
	Distressed/Overdue Motorist	0	1	3.7	3.7	0	1	3.7	3.7
	Family Dispute	4	14	3.7	51.8	3	16	3.7	59.2
	Protest - Demonstration	0	1	3.7	3.7	0	0		0.0
	Total	56	262	3.7	969.4	69	273	3.7	1,010.1
Operational2	False Holdup Alarm-Accidental Trip	0	0		0.0	0	2	1.3	2.6
	False Alarm -Others	5	39	1.3	50.7	13	42	1.3	54.6



Calls For Service (CFS) Billing Summary Report

Municipality of South Huron May - 2022

Billing Categories (Billing categories below do not match traditional crime groupings)		2022				2021			
		May	Year to Date	Time Standard	Year To Date Weighted Hours	May	Year to Date	Time Standard	Year To Date Weighted Hours
Operational2	Keep the Peace	2	10	1.3	13.0	5	14	1.3	18.2
	911 call / 911 hang up	3	13	1.3	16.9	1	9	1.3	11.7
	911 call - Dropped Cell	2	7	1.3	9.1	4	9	1.3	11.7
	Total	12	69	1.3	89.7	23	76	1.3	98.8
Traffic	MVC (MOTOR VEHICLE COLLISION) -Master code	0	1	3.5	3.5	0	0		0.0
	MVC - Personal Injury (MOTOR VEHICLE COLLISION)	0	4	3.5	14.0	0	3	3.5	10.5
	MVC - Prop. Dam. Non Reportable	2	19	3.5	66.5	0	11	3.5	38.5
	MVC - Prop. Dam. Reportable (MOTOR VEHICLE COLLISION)	5	27	3.5	94.5	4	24	3.5	84.0
	MVC - Prop. Dam. Failed to Remain (MOTOR VEHICLE COLLISION)	0	3	3.5	10.5	1	2	3.5	7.0
	MVC - Others (MOTOR VEHICLE COLLISION)	0	0		0.0	0	1	3.5	3.5
	Total	7	54	3.5	189.0	5	41	3.5	143.5
Total		121	601		2,902.2	153	623		2,965.9

Note to Detachment Commanders:

- The content of each report is to be shared by the Detachment Commander only with the municipality for which it was generated. The municipality may treat this as a public document and distribute it as they wish.
- All data is sourced from the Niche RMS application. Included are 'reported' occurrences (actuals and unfounded occurrences) for 'billable' occurrences ONLY. Data is refreshed on a weekly basis.
- The Traffic category includes motor vehicle collision (MVC) occurrences entered into Niche (UCR code 8521). MVCs are NOT sourced from the eCRS application for this report.
- Only the primary violation is counted within an occurrence.
- Time standards displayed are for the 2021 billing period.

Note to Municipalities:

- Data contained within this report is dynamic in nature and numbers will change over time as the Ontario Provincial Police continues to investigate and solve crime.
- This report is NOT to be used for crime trend analysis as not all occurrences are included.
- Data groupings within this report do not match traditional crime groupings seen in other public reports such as the OPP Police Services Board reports or Statistics Canada reporting.