



HURON OPP DETACHMENT BOARD
DÉTACHMENT DE LA OPP HURON CONSEIL

HURON COUNTY OPP DETACHMENT
DÉTACHMENT DE LA OPP HURON

DECEMBER 17th, 2024
Detachment Commander
Inspector Jason Younan

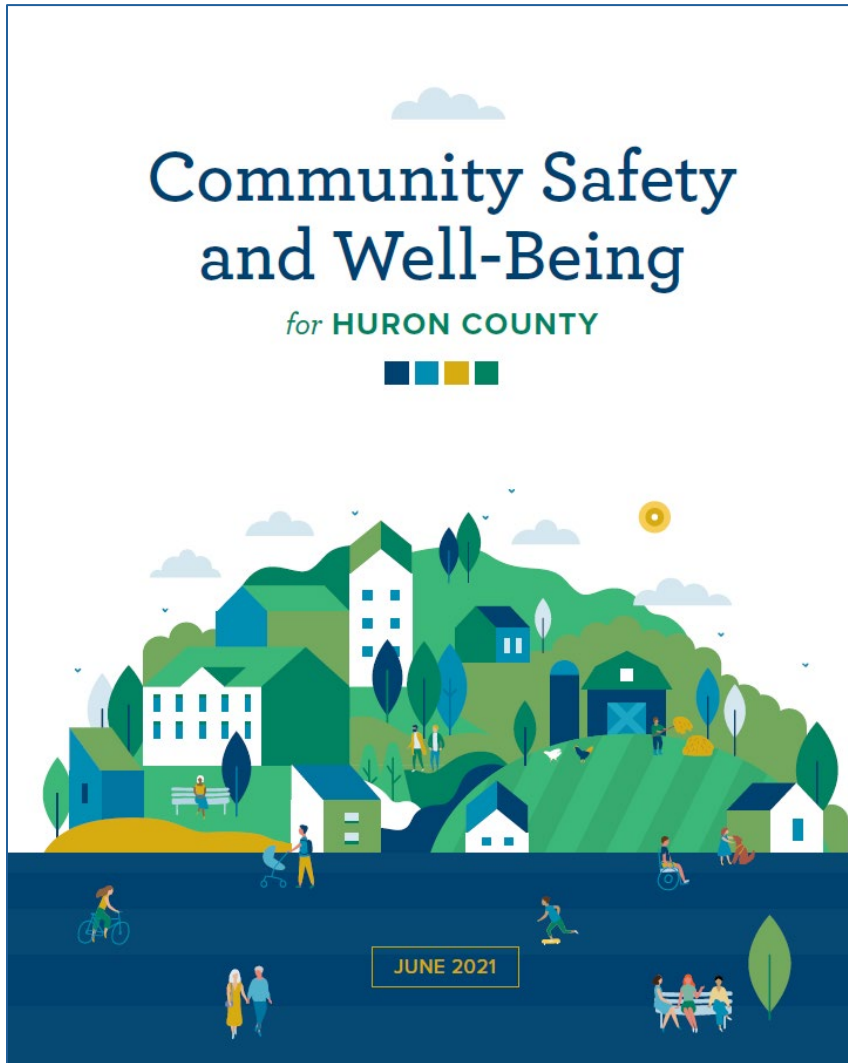
OPP STRATEGIC PLAN



DETACHMENT ACTION PLAN

Crime	Roadways, Waterways and Trails	Community Well-Being
To increase trained members of the Huron County Detachment in Uniform Frontline Interviewer Program (UFIP) in order to promote a trauma-informed approach to violent crime investigations.	To continuously monitor collision trends, causal factors and deploy commensurate resources for enforcement to promote collision reduction and eliminate risk.	To promote the existing co-response model of the Mobile Crisis Response Team (MCRT) in Huron County.
To reduce property crime (theft, break and enter, mischief, etc.) incidents and victimization across Huron County.	To engage with communities, stakeholders, and regional traffic teams to address specific waterway, trail, roadway safety and/or interdiction issues.	To promote and execute a rapid OPP response to all missing persons, including those enrolled in Project Lifesaver.
To reduce illicit drug crime through intelligence gathering, trend analysis and enforcement.	To reduce animal related collisions through community engagement and education.	
Cyber-crime		

COMMUNITY SAFETY WELL-BEING PLAN



Priority Area 1:
Mental Health and Addictions



Priority Area 2:
Housing Stability and Homelessness



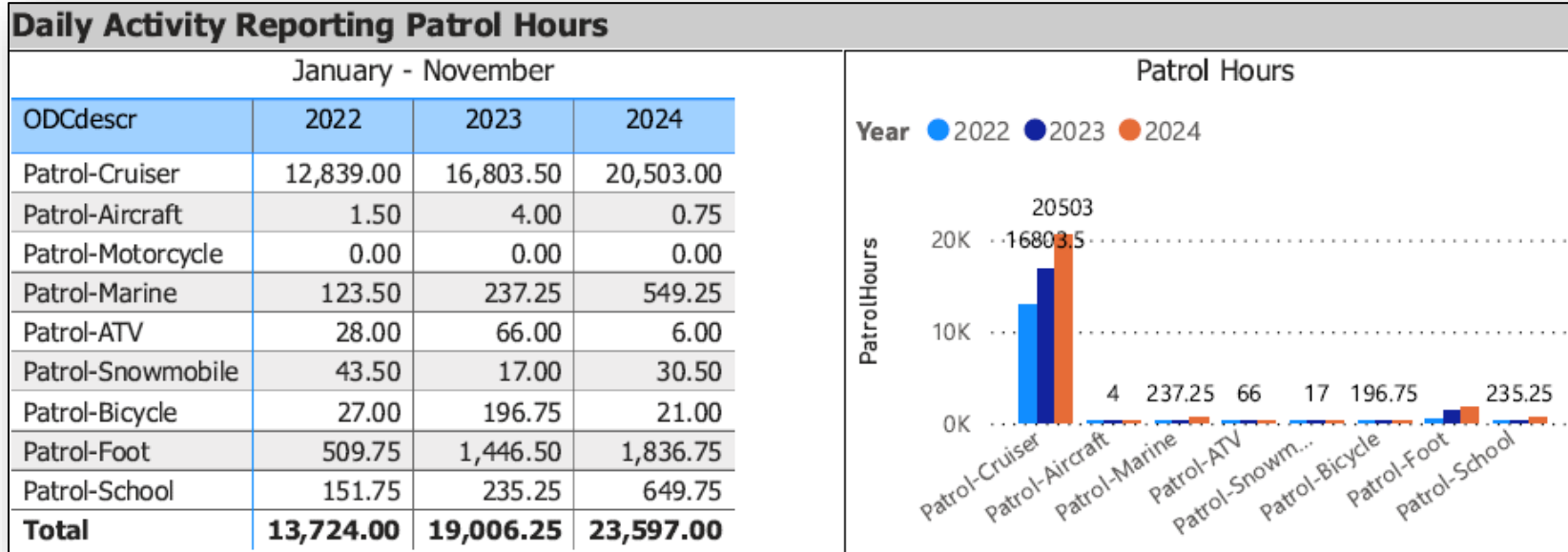
Priority Area 3: Domestic and Family
Violence



Priority Area 4: Community Security

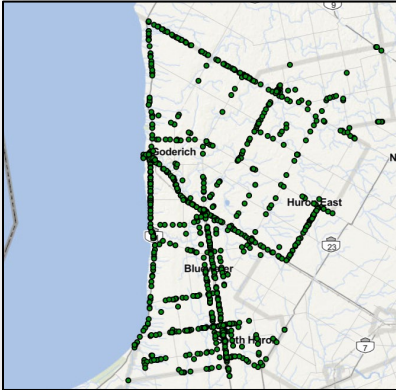


FRONT-LINE PATROL HOURS



HURON TRAFFIC STATISTICS

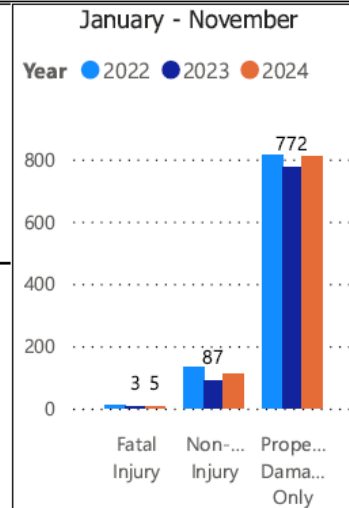
E TICKETS OCT- NOV 2024



Traffic Related Charges						
January - November						
Year	2022		2023		2024	
ChargeCategory2	Offence Count	% Change	Offence Count	% Change	Offence Count	% Change
Speeding	3774	65.7%	3955	4.8%	3832	-3.1%
Seatbelt_ORV	0	--	5	--	3	-40.0%
Seatbelt_MV	130	0.0%	225	73.1%	340	51.1%
Other	1674	145.5%	2110	26.0%	2278	8.0%
Impaired	131	-5.1%	165	26.0%	141	-14.5%
Distracted	37	117.6%	72	94.6%	82	13.9%

Motor Vehicle Collisions by Type						
January - November						
Year	2022		2023		2024	
CollisionType	Incidents	% Change	Incidents	% Change	Incidents	% Change
Fatal Injury	8	-20.0%	3	-62.5%	5	66.7%
Non-Fatal Injury	130	23.8%	87	-33.1%	110	26.4%
Property Damage Only	815	24.8%	772	-5.3%	808	4.7%
Total	953	24.1%	862	-9.5%	923	7.1%

YTD						
Year	2022		2023		2024	
CollisionType	Incidents	% Change	Incidents	% Change	Incidents	% Change
Fatal Injury	8	-20.0%	3	-62.5%	5	66.7%
Non-Fatal Injury	130	23.8%	87	-33.1%	110	26.4%
Property Damage Only	815	24.8%	772	-5.3%	808	4.7%
Total	953	24.1%	862	-9.5%	923	7.1%



HURON CRIME STATISTICS

Violent Crime						
January-November						
Year	2022		2023		2024	
ViolationGrp	Actual	% Change	Actual	% Change	Actual	% Change
Homicides	1	--	1	0.0%	2	100.0%
Other Offences Causing Death	0	--	0	--	0	--
Attempted Murder	2	0.0%	2	0.0%	2	0.0%
Sexual Offences	93	29.2%	93	0.0%	84	-9.7%
Assaults/Firearm Related Offences	218	-13.8%	301	38.1%	265	-12.0%
Offences Resulting in the Deprivation of Freedom	6	20.0%	11	83.3%	3	-72.7%
Robbery	5	-50.0%	11	120.0%	6	-45.5%
Other Offences Involving Violence or the Threat of Violence	171	8.2%	222	29.8%	168	-24.3%
Offences in Relation to Sexual Services	1	--	0	-100.0%	1	--
Total	497	-0.6%	641	29.0%	531	-17.2%

Property Crime						
January - November						
Year	2022		2023		2024	
ViolationGrp	Actual	% Change	Actual	% Change	Actual	% Change
Arson	3	-25.0%	3	0.0%	2	-33.3%
Break and Enter	190	-15.2%	142	-25.3%	138	-2.8%
Theft Over \$5000	187	34.5%	130	-30.5%	102	-21.5%
Theft Under \$5000	344	-9.9%	311	-9.6%	289	-7.1%
Possession/Trafficking Stolen Goods	28	47.4%	17	-39.3%	17	0.0%
Fraud	212	-19.7%	248	17.0%	325	31.0%
Mischief	262	5.2%	243	-7.3%	237	-2.5%
Total	1226	-4.3%	1094	-10.8%	1110	1.5%

Drug Crime						
January - November						
Year ViolationGrp	2022		2023		2024	
	Actual	% Change	Actual	% Change	Actual	% Change
Possession	36	-20.0%	36	0.0%	22	-38.9%
Trafficking	15	-25.0%	12	-20.0%	9	-25.0%
Importation & Production	0	--	0	--	0	--
Cannabis Possession	0	-100.0%	0	--	0	--
Cannabis Distribution	0	--	0	--	1	--
Cannabis Sale	0	--	0	--	0	--
Cannabis Importation & Exportation	0	--	0	--	0	--
Cannabis Production	0	-100.0%	0	--	0	--
Other Cannabis Violations	1	--	0	-100.0%	0	--
Total	52	-23.5%	48	-7.7%	32	-33.3%

SEARCH WARRANT IN SOUTH HURON YIELDS ILLEGAL DRUGS

(SOUTH HURON, ON) – An investigation conducted by the Huron-Perth Ontario Provincial Police (OPP) Community Street Crimes Unit (CSCU), Grey-Bruce OPP CSCU, West Region OPP Emergency Response Team (ERT), and Huron County OPP detachment resulted in the seizure of illegal drugs and offence-related property. Criminal charges have been laid against two South Huron residents.

A drug trafficking investigation in South Huron was initiated by members of the Huron-Perth CSCU which led investigators to an address in South Huron.

On Thursday, November 28, 2024, a search warrant was executed on Main Street in the Town of Exeter which resulted in the seizure of several types of illegal drugs and related property. Two individuals have been arrested and charged.

The total value of drugs seized is estimated at \$3,945. The total value of seized property including an imitation firearm pellet gun is \$1,400.

Kyle RYCKMAN, 29 years of age from South Huron has been charged with:

- Possession for the Purpose of Trafficking - Cocaine,
- Possession for the Purpose of Trafficking – Opioid (Fentanyl),

- Fail to Comply with Probation.

The accused was processed and later released from custody with a court date scheduled at the Goderich Ontario Court of Justice on January 13, 2025.

Robert YOUNG, 58 years of age from South Huron has been charged with:

- Possession of Cocaine,
- Possession of Opioid (Clonazepam).

The accused was processed and later released from custody with a court date scheduled at the Goderich Ontario Court of Justice on January 13, 2025.

Any person with information regarding this investigation is asked to contact Huron OPP at 1-888-310-1122 or (519) 482-1677.

Should you wish to remain anonymous, you may call Crime Stoppers at 1-800-222-TIPS (8477) or submit a web tip at “P3tips.com” where you may be eligible to receive a cash reward of up to \$2,000

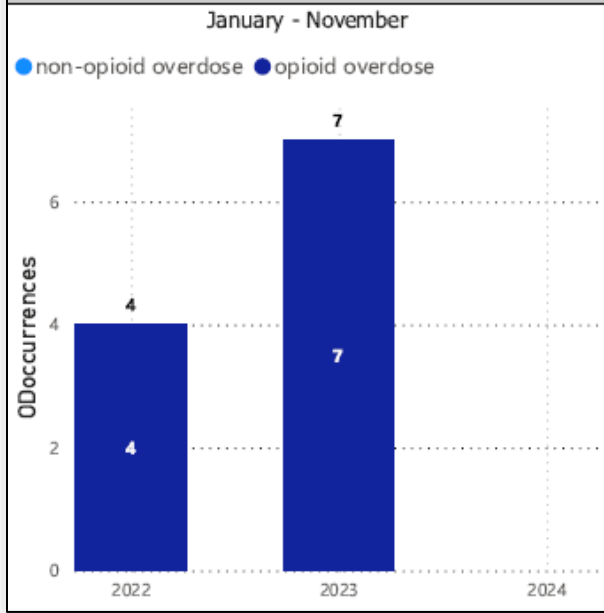


Overdose Occurrences

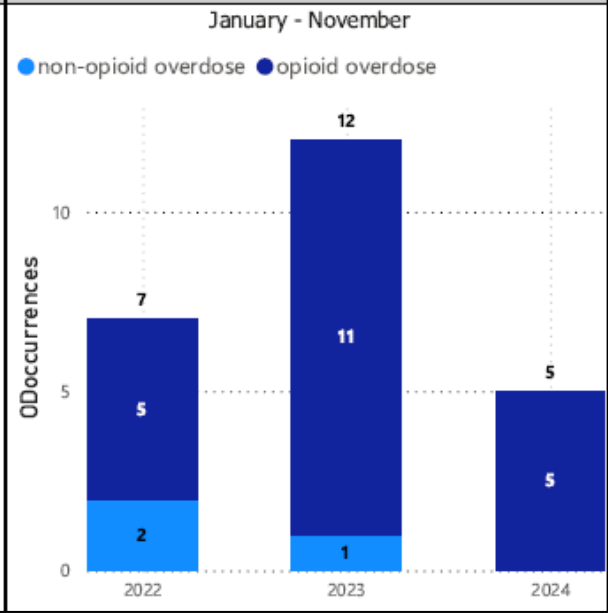
January - November			
Fatal	2022	2023	2024
<input type="checkbox"/> Fatal	4	7	0
non-opioid overdose	0	0	0
opioid overdose	4	7	0
<input type="checkbox"/> non-Fatal	7	12	5
non-opioid overdose	2	1	0
opioid overdose	5	11	5
Total	11	19	5

YTD			
Fatal	2022	2023	2024
<input type="checkbox"/> Fatal	4	7	0
non-opioid overdose	0	0	0
opioid overdose	4	7	0
<input type="checkbox"/> non-Fatal	7	12	5
non-opioid overdose	2	1	0
opioid overdose	5	11	5
Total	11	19	5

Fatal Overdose Occurrences



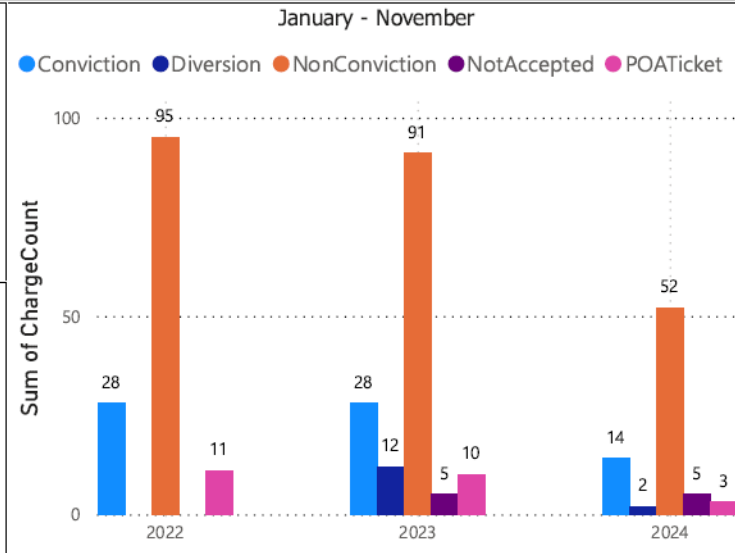
Non-Fatal Overdose Occurrences



Youth Charges by Disposition Type

January - November			
Disposition_Type	2022	2023	2024
Bail	0	0	0
Conviction	28	28	14
Diversion	0	12	2
NonConviction	95	91	52
NotAccepted	0	5	5
POATicket	11	10	3
Total	134	146	76

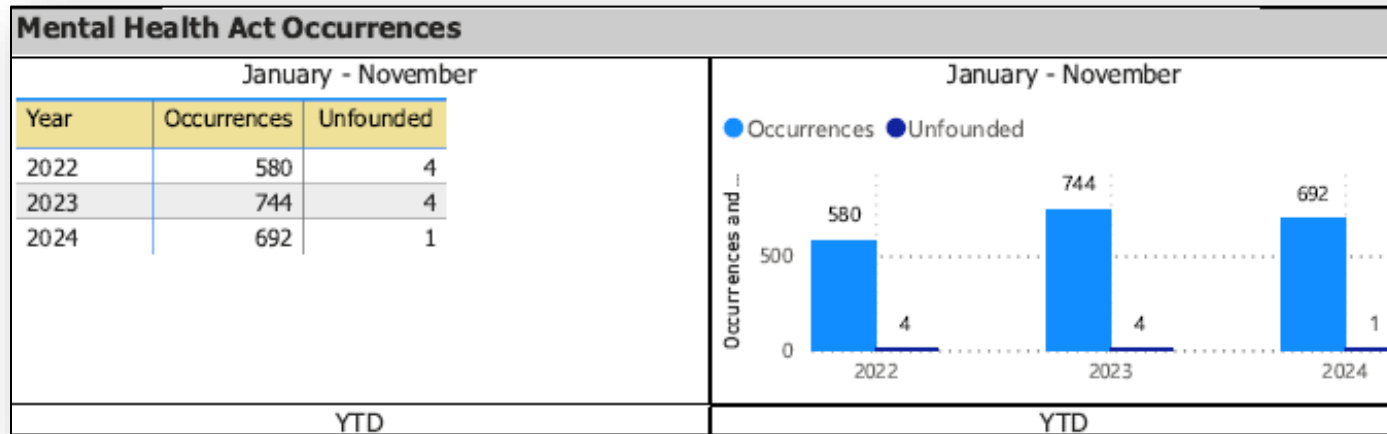
YTD			
Disposition_Type	2022	2023	2024
Bail	0	0	0
Conviction	28	28	14
Diversion	0	12	2
NonConviction	95	91	52
NotAccepted	0	5	5
POATicket	11	10	3
Total	134	146	76



Clearance Rate

January - November						
Year	2022		2023		2024	
	%	% Change	%	% Change	%	% Change
Violent	68.4%	3.3%	72.1%	5.4%	72.1%	0.1%
Property	16.7%	23.8%	17.9%	7.1%	17.9%	0.1%
Other	72.2%	0.5%	70.7%	-2.1%	68.1%	-3.6%
Drugs	92.3%	30.8%	66.7%	-27.8%	87.5%	31.3%
Fed Statutes	33.3%	-22.2%	50.0%	50.0%	100.0%	100.0%
Prov Statutes	96.3%	11.5%	93.3%	-3.1%	96.3%	3.2%
Driving Offences	62.8%	-5.5%	68.9%	9.7%	65.2%	-5.5%

HURON MENTAL HEALTH STATISTICS





Calls For Service (CFS) Billing Summary Report

Goderich (Town), Howick, Municipality of Bluewater, Municipality of Huron East, Municipality of Morris-Turnberry, Municipality of South Huron, Municipality of Central Huron, Town of Wingham, Twp of Ashfield-Colborne-Wawanosh, Twp of North Huron
January to November - 2024

Billing Categories <i>(Billing categories below do not match traditional crime groupings)</i>	2024				2023			
	January to November	Year to Date	Time Standard	Year To Date Weighted Hours	January to November	Year to Date	Time Standard	Year To Date Weighted Hours
Violent Criminal Code	553	553	15.4	8,516.2	678	678	15.4	10,441.2
Property Crime Violations	1,133	1,133	6.3	7,137.9	1,130	1,130	6.3	7,119.0
Other Criminal Code Violations (Excluding traffic)	387	387	7.3	2,825.1	414	414	7.3	3,022.2
Drug Possession	63	63	6.9	434.7	84	84	6.9	579.6
Drugs	9	9	80.6	725.4	11	11	80.6	886.6
Statutes & Acts	873	873	3.5	3,055.5	925	925	3.5	3,237.5
Operational	4,531	4,531	3.8	17,217.8	4,579	4,579	3.8	17,400.2
Operational2	955	955	1.5	1,432.5	1,058	1,058	1.5	1,587.0
Traffic	668	668	3.8	2,538.4	668	668	3.8	2,538.4
Total	9,172	9,172		43,883.5	9,547	9,547		46,811.7

Note to Detachment Commanders:

- **The content of each report is to be shared by the Detachment Commander only with the municipality for which it was generated. The municipality may treat this as a public document and distribute it as they wish.**
- All data is sourced from the Niche RMS application. Included are 'reported' occurrences (actuals and unfounded occurrences) for 'billable' occurrences ONLY. Data is refreshed on a weekly basis.
- The Traffic category includes motor vehicle collision (MVC) occurrences entered into Niche (UCR code 8521). MVCs are NOT sourced from the eCRS application for this report.
- Only the primary violation is counted within an occurrence.
- Time standards displayed are for the 2024 billing period.

Note to Municipalities:

- Data contained within this report is dynamic in nature and numbers will change over time as the Ontario Provincial Police continues to investigate and solve crime.
- This report is NOT to be used for crime trend analysis as not all occurrences are included.
- Data groupings within this report do not match traditional crime groupings seen in other public reports such as the OPP Police Services Board reports or Statistics Canada reporting.